

**DEPARTMENT OF FIRE, BUILDING, & LIFE SAFETY
MONTHLY SUMMARY REPORT**

January 2011

	JAN. REVIEWS COMPLETED	YTD	Prior YTD	Current Total Fees Generated	YTD	Prior YTD				
ENG. REPORT - FBB	24	352	327	\$3,276.00	\$39,112.50	\$41,832.00				
ENG. REPORT - MH	12	94	108	\$1,638.00	\$10,211.50	\$14,430.00				
PERMIT REPORT:	JAN. Permits Issued	YTD	Prior YTD	Current Total Fees Generated	YTD Fees Generated					
M/H	69	386	463	\$8,694.00	\$48,636.00					
FBB	49	168	127	\$9,520.35	\$61,884.97					
INSPECTIONS REPORT:	JAN. Plant Inspections	Current Total of Inspections	Current Total of Violations Sited	Prior YTD Total Violations	**Current Total Fees Generated	YTD Total Fees Generated	On Site Commercial Inspections	On Site Residential Inspections		
M/H	14	72	8	83	\$5,283.42	\$ 33,067.77				
FBB	3	22	0	11	\$161.95	\$ 1,502.95	0	0		
INSIGNIA REPORT:	JAN. Insignias Issued	YTD	Prior YTD	Current Total Fees Generated	YTD	Prior YTD				
M/H	211	1050	1321	\$2,215.50	\$11,025.00	\$13,210.00				
FBB	14	215	170	\$735.00	\$11,287.50	\$8,500.00				
LICENSING REPORT:	JAN. New Licenses Issued	YTD	Current Total Licensees	Prior Year Total Licensees	Current Total Fees Generated	YTD				
MANUFACTURERS	0	5	68	78	\$0.00	\$4,914.00				
DEALERS	3	10	259	296	\$2,016.00	\$5,481.00				
SALES PERSONS	6	74	659	796	\$1,260.00	\$15,540.00				
INSTALLERS	0	0	108	129	\$0.00	\$0.00				
RENEWAL LICENSING REPORT: <small>includes lates renewals</small>	JAN. Renewal Licenses Issued	YTD	Current Total Fees Generated	YTD						
MANUFACTURERS	1	28	\$551.25	\$14,616.00						
DEALERS	37	146	\$12,009.43	\$50,754.56						
SALES PERSONS	56	285	\$6,326.25	\$31,998.75						
INSTALLERS	9	50	\$2,819.26	\$14,868.06						
	OMH APPROVED FEES	HUD REVENUE	CURRENT REVENUE DEPOSITS	YTD REVENUE	PRIOR YTD REVENUE	CURRENT EXPENDITURES	YTD EXPENDITURES	PRIOR YTD	ESIMATED ANNUAL REVENUE	ESTIMATED ANNUAL EXPENDITURES
EXPENSE & REVENUE REPORT:	\$56,506.41	\$2,928.02	\$59,434.43	\$367,380.56	\$393,616.34	-\$14,538.75	\$450,525.10	\$321,982.31	\$629,795.25	NA
Consumer Recovery Fund	Monthly Deposit	Monthly Claims Paid	Monthly Interest Earned	Fund Balance						
	\$ 8,490.30	\$ -	\$315.54	\$ 39,995.56						
Educational Grants	Education Fund Balance Forward from prior FY	75% of Prior Year's Recovery Fund Interest	Education Fund Balance Available for Grants	Checks Issued for Grants	Remaining Balance of Education Fund			Educational Grants	Prior Year Interest	
FY 07	NA	NA	NA	NA	\$ 2,550.00			FY 07	NA	
FY 08	\$ 2,550.00	\$ 11,759.25	\$ 14,309.25	\$ 13,000.00	\$ 1,309.25			FY 08	\$ 15,679.00	
FY 09	\$ 1,309.25	\$ 11,129.25	\$ 12,438.50	\$ 5,000.00	\$ 7,438.50			FY 09	\$ 14,839.00	
FY 10	\$ 7,438.50	\$ 13,735.50	\$ 21,174.00	\$ -	\$ 21,174.00			FY 10	\$ 18,314.00	
FY 11	\$ 21,174.00	NA	NA	NA	NA			FY 11	NA	

JANUARY 2011

PRODUCTION REPORT:	Single	Double	Triple	Quad	Five	Inspection Visits	Violations Cited
# of Homes Labeled	45	51	0	0	0	13	7


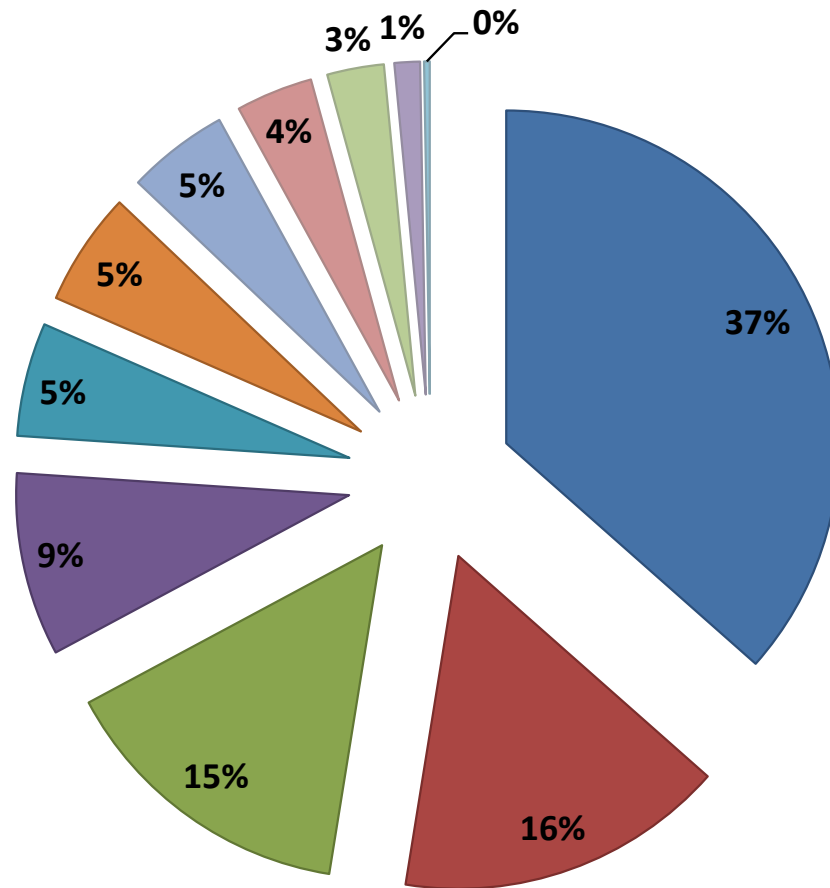
PRODUCTION TREND:	2011	2010	2009	2008	2007	2006
January	99	81	126	286	374	723
February		87	112	281	349	739
March		106	119	290	389	825
April		99	108	321	354	595
May		108	116	304	400	740
June		126	124	254	419	762
July		117	102	243	334	486
August		108	118	275	397	663
September		123	135	247	308	490
October		90	146	251	342	522
November		92	119	184	312	463
December		88	100	147	241	377

AUDITS:	With Violations	With Out Violations	Unlicensed Activity Investigations
Trust Account Audits	6	2	3
COMPLAINTS:	Current	YTD	Prior
New Received	7	63	80
Closed/Reopened	1	3	13
Closed for the Month	8	66	114

25 open/active complaints

Insignias Reported As Affixed	MBL/MFG Homes 2011	MBL/MFG Homes 2010	MBL/MFG Homes 2009		FBB Units 2011	FBB Units 2010	FBB Units 2009
January	105	227	215		34	10	41
February		147	200			29	21
March		142	152			65	85
April		201	258			45	27
May		175	234			8	76
June		219	170			26	16
July		172	212			14	47
August		188	215			32	52
September		169	178			43	44
October		190	189			57	15
November		173	171			18	15
December		155	200			45	30

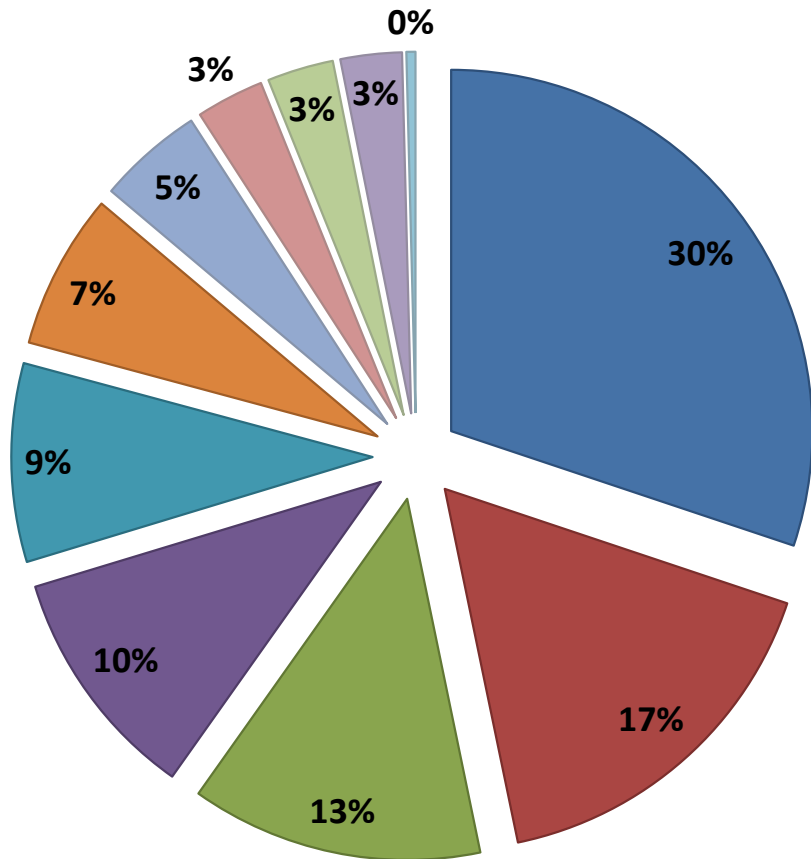

JANUARY 2011 REVENUE BREAKDOWN



- RENEWED LICENSES
- FBB PERMITS
- MH PERMITS
- MH INSPECTIONS
- NEW LICENSES
- FBB PLAN REVIEW
- HUD PAYMENTS
- MH INSIGNIAS
- MH PLAN REVIEW
- FBB INSIGNIAS
- FBB INSPECTIONS

Rounded to
nearest
whole
percentage

FY11 YTD REVENUE BREAKDOWN as of January 2011



- RENEWED LICENSES
- FBB PERMITS
- MH PERMITS
- FBB PLAN REVIEW
- MH INSPECTIONS
- NEW LICENSES
- HUD PAYMENTS
- FBB INSIGNIAS
- MH INSIGNIAS
- MH PLAN REVIEW
- FBB INSPECTIONS

Rounded to
nearest
whole
percentage

JANUARY 2011 EXPENDITURE BREAKDOWN

