

**ARIZONA DEPARTMENT OF HOUSING
MONTHLY SUMMARY REPORT**

JANUARY 2023

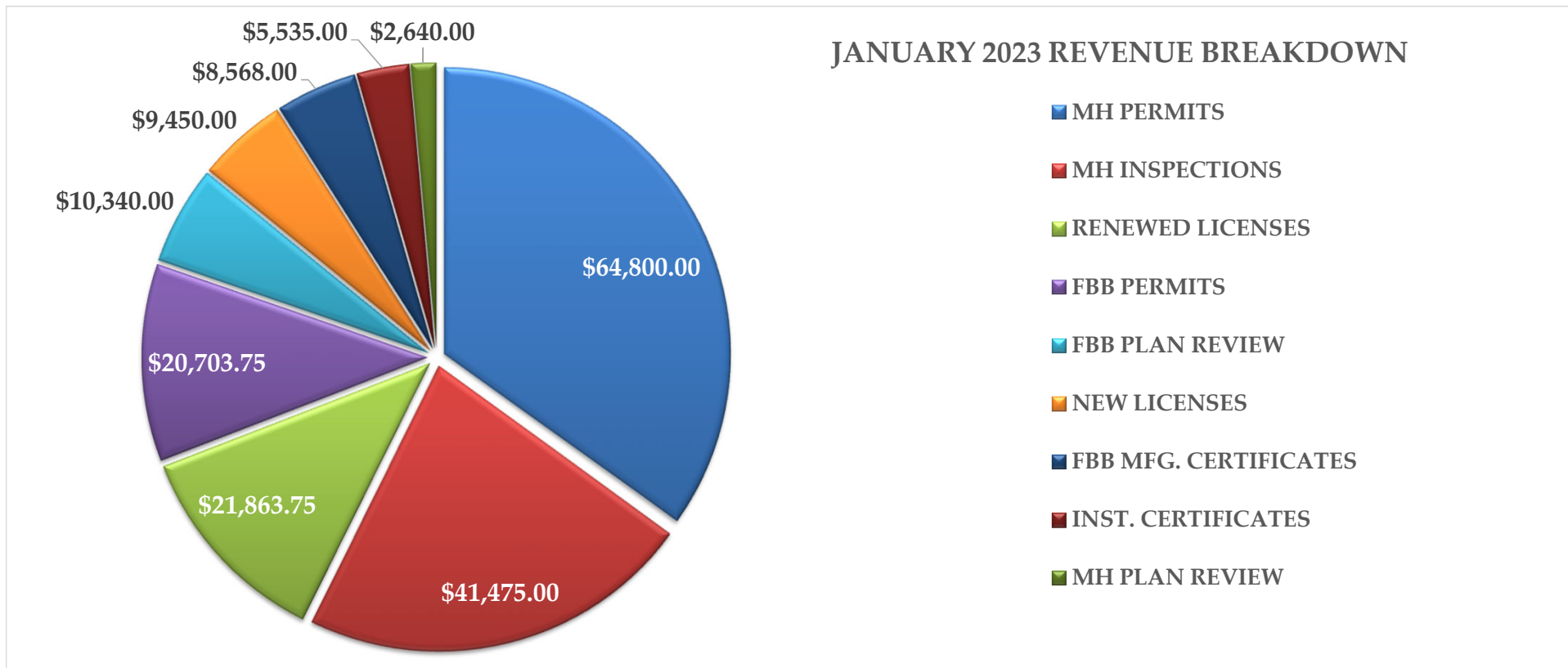
PLAN REVIEW:						
	Reviews Completed	YTD	Prior YTD	Current Total Fees Generated	YTD Fees Generated	Prior YTD
PLAN REV. - FBB	38	214	339	\$10,340.00	\$88,320.00	\$101,850.00
PLAN REV. - MH	13	68	113	\$2,640.00	\$20,395.00	\$20,725.00

INSTALLATION PERMITS:						
	Permits Issued	YTD	Prior YTD	Current Total Fees Generated	YTD Fees Generated	Prior YTD Fees Generated
MH	144	990	804	\$64,800.00	\$441,810.00	\$289,440.00
FBB	146	245	199	\$20,703.75	\$85,182.75	\$122,040.00

IN PLANT INSPECTION:						
	Plant Inspections	Current Total of Inspections	Current Total of Violations Sited	Prior YTD Total Violations	**Current HUD LABELS Fees Generated	YTD HUD LABELS Fees Generated
MH MFG.	15	100	21	110	\$41,475.00	\$ 320,250.00
Number of Homes Labeled	Single	Double	Triple	Quad	Five	TOTAL
	51	172	4	0	0	227
PRODUCTION TREND:	2023	2022	2021	2020	2019	2018
January	227	194	224	289	264	192
February		227	222	270	239	215
March		296	248	275	281	268
April		228	240	255	261	224
May		243	233	200	310	250
June		250	239	225	272	256
July		191	205	191	243	195
August		272	243	204	291	267
September		237	235	221	249	231
October		244	233	262	315	254
November		218	213	212	237	252
December		201	208	187	197	193
YTD TOTAL	227	2801	2743	2791	3159	2797

CERTIFICATES:								
	Certificates Issued	YTD	Prior YTD	Current Total Fees Generated	YTD Fees Generated	Prior YTD	Certificates Reported	YTD
INSTALLATION	369	2825	2779	\$5,535.00	\$42,375.00	\$27,790.00	283	1964
FBB MFG.	168	823	728	\$8,568.00	\$41,973.00	\$37,128.00	118	288

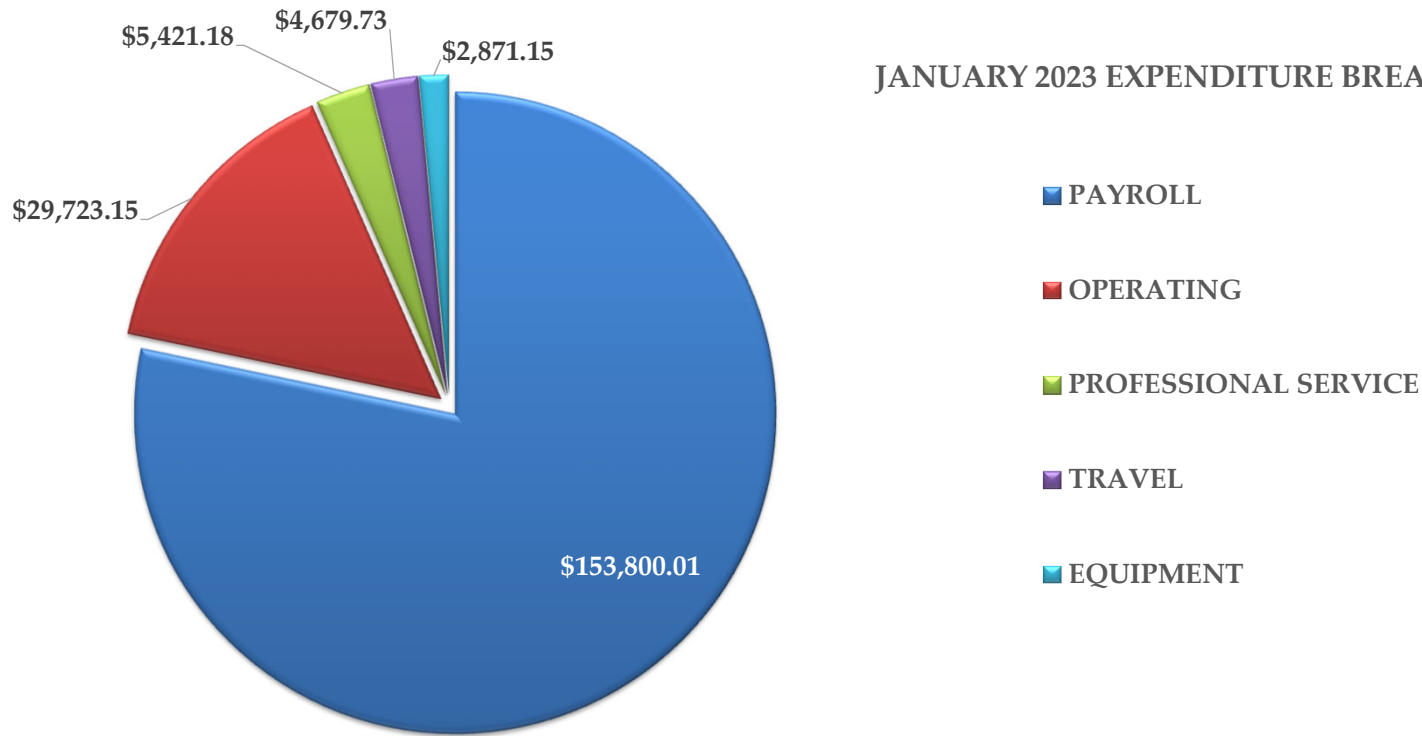
LICENSING:						
	New Licenses Issued	YTD Lic. Issued	Current Total Fees Generated	YTD Fees Generated	Current Total Licensees	Prior Year Total Licensees
MANUFACTURERS	0	18	\$0.00	\$21,189.00	111	99
DEALERS	5	25	\$5,250.00	\$22,808.00	300	303
SALES PERSONS	10	81	\$2,700.00	\$21,486.00	555	614
INSTALLERS	2	19	\$1,500.00	\$16,690.00	127	127
<i>*Includes late renewals</i>	Renewal Licenses Issued	YTD	Current Total Fees Generated	YTD		
MANUFACTURERS	7	47	\$4,628.00	\$29,553.50		
DEALERS	22	150	\$11,014.50	\$74,039.50		
SALES PERSONS	30	235	\$4,421.25	\$34,958.75		
INSTALLERS	4	66	\$1,800.00	\$30,809.75		



EXPENSE & REVENUE REPORT:						
	OMH Fee's Generated	YTD Revenue	Prior YTD Revenue	Current Expenditures	YTD Expenditures	Prior YTD Expenditures
	\$ 185,375.50	\$ 1,291,840.25	\$ 768,052.85	\$ 196,495.22	\$ 1,396,404.21	\$ 1,398,387.04

CONSUMER RECOVERY FUND				
	Monthly Deposit	Monthly Claims Paid	Monthly Interest Earned	Fund Balance
	\$ 2,270.00	\$0.00	\$ 1,539.60	\$ 733,497.73

CONSUMER & LICENSING EDUCATIONAL EXPENDITURES			
	Recovery Fund Ending Balance	Interest Earned	Available for Grants (75% of Interest)
FY 22	\$ 708,871.54	\$ 2,373.97	\$ 1,780.48



**ARIZONA DEPARTMENT OF HOUSING
MONTHLY SUMMARY REPORT**

FEBRUARY 2023

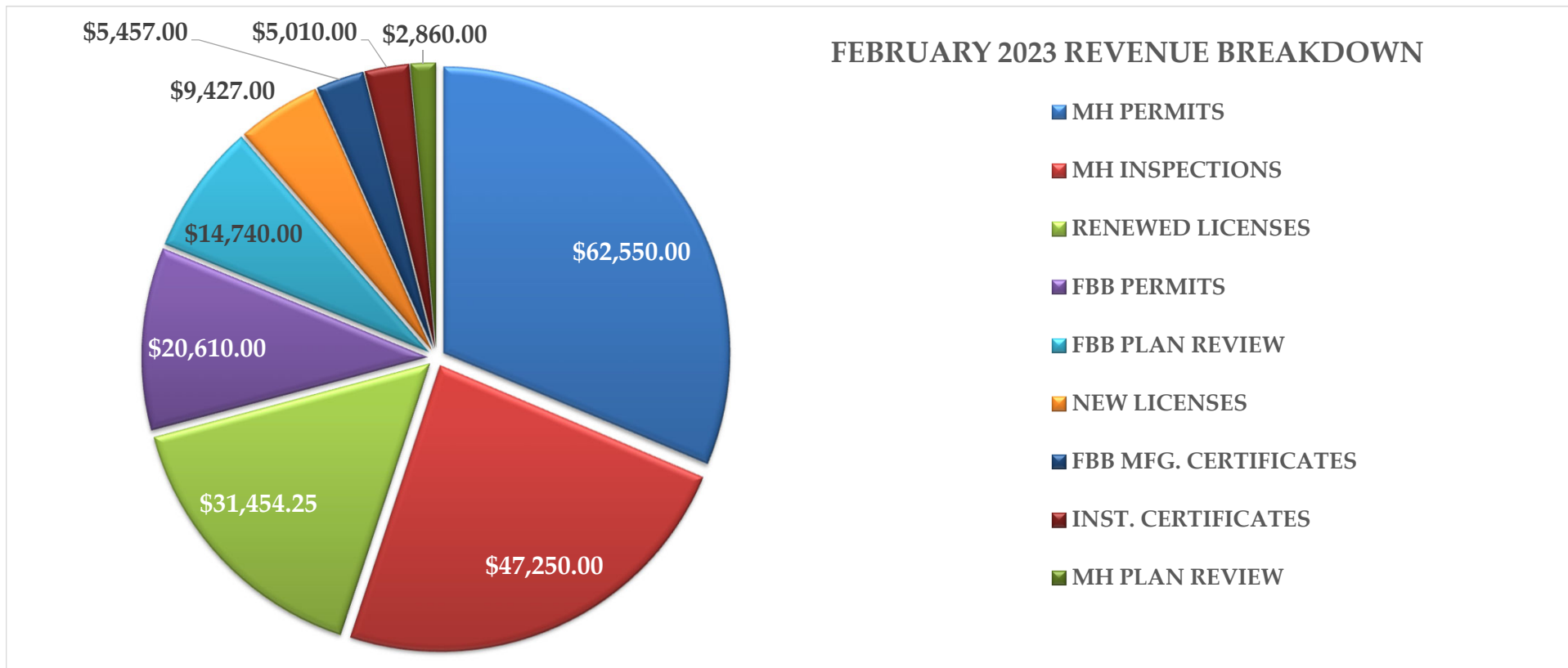
PLAN REVIEW:						
	Reviews Completed	YTD	Prior YTD	Current Total Fees Generated	YTD Fees Generated	Prior YTD
PLAN REV. - FBB	34	235	398	\$14,740.00	\$106,060.00	\$113,550.00
PLAN REV. - MH	14	82	116	\$2,860.00	\$23,255.00	\$22,650.00

INSTALLATION PERMITS:						
	Permits Issued	YTD	Prior YTD	Current Total Fees Generated	YTD Fees Generated	Prior YTD Fees Generated
MH	139	1129	859	\$62,550.00	\$504,360.00	\$309,240.00
FBB	109	354	219	\$20,610.00	\$105,792.75	\$259,536.00

IN PLANT INSPECTION:						
	Plant Inspections	Current Total of Inspections	Current Total of Violations Sited	Prior YTD Total Violations	**Current HUD LABELS Fees Generated	YTD HUD LABELS Fees Generated
MH MFG.	14	144	17	124	\$47,250.00	\$ 367,500.00
Number of Homes Labeled	Single	Double	Triple	Quad	Five	TOTAL
	32	200	5	0	0	237
PRODUCTION TREND:	2023	2022	2021	2020	2019	2018
January	227	194	224	289	264	192
February	240	227	222	270	239	215
March		296	248	275	281	268
April		228	240	255	261	224
May		243	233	200	310	250
June		250	239	225	272	256
July		191	205	191	243	195
August		272	243	204	291	267
September		237	235	221	249	231
October		244	233	262	315	254
November		218	213	212	237	252
December		201	208	187	197	193
YTD TOTAL	467	2801	2743	2791	3159	2797

CERTIFICATES:								
	Certificates Issued	YTD	Prior YTD	Current Total Fees Generated	YTD Fees Generated	Prior YTD	Certificates Reported	YTD
INSTALLATION	334	3159	3151	\$5,010.00	\$47,385.00	\$31,510.00	276	2240
FBB MFG.	107	930	737	\$5,457.00	\$47,430.00	\$37,587.00	30	318

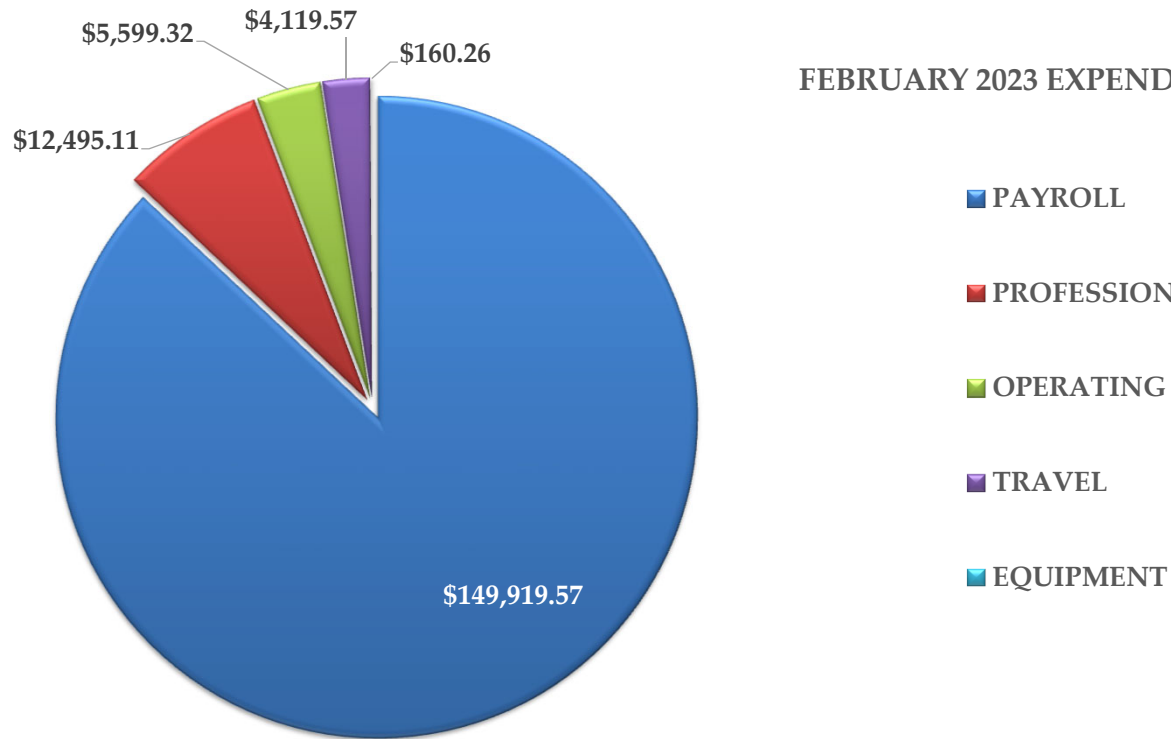
LICENSING:						
	New Licenses Issued	YTD Lic. Issued	Current Total Fees Generated	YTD Fees Generated	Current Total Licensees	Prior Year Total Licensees
MANUFACTURERS	1	19	\$1,125.00	\$22,314.00	111	98
DEALERS	4	29	\$3,562.00	\$26,370.00	300	306
SALES PERSONS	12	93	\$3,240.00	\$24,726.00	551	591
INSTALLERS	2	21	\$1,500.00	\$18,190.00	129	127
<i>*Includes late renewals</i>	Renewal Licenses Issued	YTD	Current Total Fees Generated	YTD		
MANUFACTURERS	7	54	\$4,955.75	\$34,509.25		
DEALERS	33	183	\$15,796.00	\$89,835.50		
SALES PERSONS	49	284	\$7,121.25	\$42,080.00		
INSTALLERS	7	73	\$3,581.25	\$34,391.00		



EXPENSE & REVENUE REPORT:						
	OMH Fee's Generated	YTD Revenue	Prior YTD Revenue	Current Expenditures	YTD Expenditures	Prior YTD Expenditures
	\$ 199,358.25	\$ 1,494,198.50	\$ 969,337.60	\$ 172,293.83	\$ 1,568,698.04	\$ 1,590,423.32

CONSUMER RECOVERY FUND				
	Monthly Deposit	Monthly Claims Paid	Monthly Interest Earned	Fund Balance
	\$ 2,500.00	\$0.00	\$ 1,443.31	\$ 735,997.73

CONSUMER & LICENSING EDUCATIONAL EXPENDITURES			
	Recovery Fund Ending Balance	Interest Earned	Available for Grants (75% of Interest)
FY 22	\$ 708,871.54	\$ 2,373.97	\$ 1,780.48



FEBRUARY 2023 EXPENDITURE BREAKDOWN

- PAYROLL
- PROFESSIONAL SERVICE
- OPERATING
- TRAVEL
- EQUIPMENT