



Arizona Department of Housing 2015 Information Bulletin

REGARDING PROGRAMS: Rental Development

**REGARDING FUNDING SOURCES: Low Income Housing Tax Credit (LIHTC),
Home Investment Partnerships Program (HOME)**

INFORMATION BULLETIN No. 18-15

ISSUED: September 11, 2015

RE: Section 811 Rental Assistance for 2016 LIHTC Developments

The Arizona Department of Housing (ADOH) has received a Section 811 grant award from the U.S. Department of Housing and Urban Development (HUD) which will provide monthly rental assistance subsidies for eligible persons living in newly developed Low Income Housing Tax Credit (LIHTC) developments.

The draft 2016 LIHTC Qualified Allocation Plan (QAP) contains a “Set-Aside” for LIHTC developments that have up to 25% of its units dedicated to families in which at least one member has a developmental disability, is 18 to 61 years old and is eligible for community based long term care services provided by Arizona Long Term Care System. The Section 811 grant is sufficient to fund approximately 62 units. All may not be funded in the 2016 LIHTC round.

All tenant referrals for available units will be provided by the Arizona Department of Economic Security/Division of Developmentally Disabled (DES/DDD) from persons enrolled for services through DES/DDD. Participants will have a Support Coordinator and, at a minimum, an annual Individual Support Plan that identifies the medically necessary services and supports that are needed by the individual. All supports and services are provided through DES/DDD.

LIHTC developments within this “Set-Aside” must achieve the minimum design standards outlined in the 2016 QAP; however, developers must decide what additional design and location features are conducive to the success of these developments. To assist in this endeavor ADOH is providing the results of a recent survey conducted of over 1,200 persons with developmental disabilities concerning their housing needs and preferences.

The survey results may be found at the following location:

<https://housing.az.gov/documents-links/forms/rental-development-lihtc>



Arizona
Department
of Housing

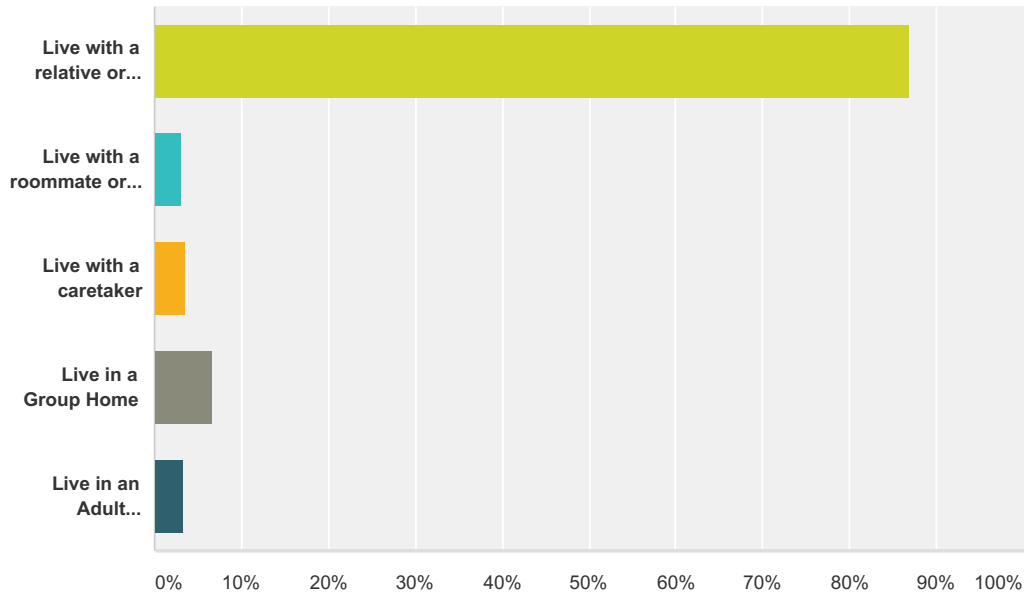
1110 W. Washington, Suite 310 | Phoenix, AZ 85007

Telephone (602) 771-1000 Facsimile (602) 771-1002 TDY (602) 771-1001

<https://housing.az.gov>

Q1 What is your current living arrangement? Check all that apply.

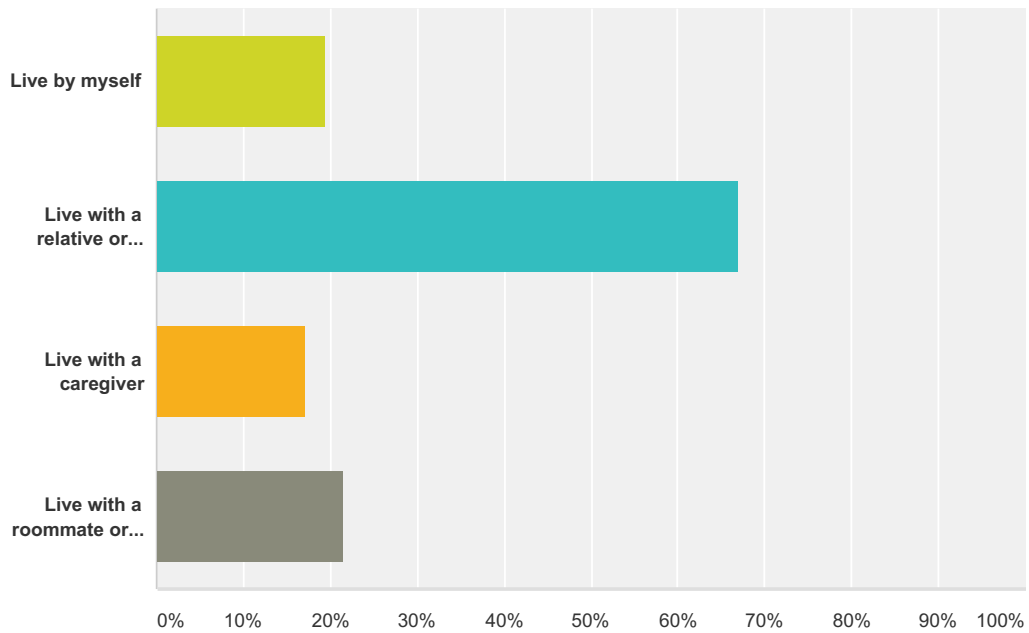
Answered: 1,219 Skipped: 124



Answer Choices	Responses	
Live with a relative or relatives (parents, siblings, other)	86.79%	1,058
Live with a roommate or roommates	3.12%	38
Live with a caretaker	3.45%	42
Live in a Group Home	6.73%	82
Live in an Adult Developmental Home	3.36%	41
Total Respondents: 1,219		

Q2 Who do you want to live with in an apartment? Check all that apply.

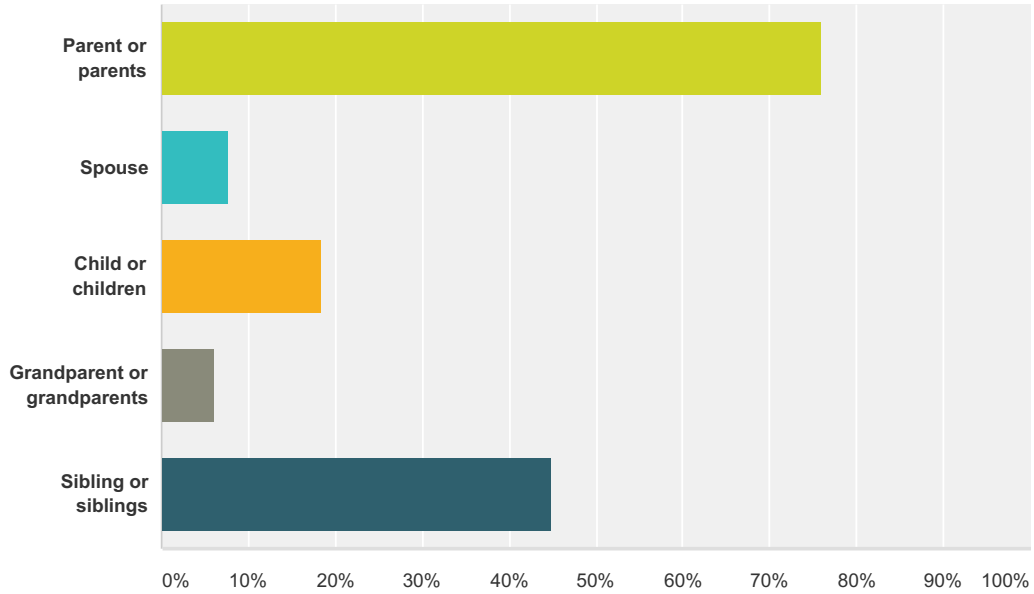
Answered: 1,241 Skipped: 102



Answer Choices	Responses
Live by myself	19.42% 241
Live with a relative or relatives (parent, spouse, children, sibling, other)	67.04% 832
Live with a caregiver	17.08% 212
Live with a roommate or roommates of my choosing	21.51% 267
Total Respondents: 1,241	

Q3 If you said you would like to live with a relative or relatives in the apartment, tell us who they are. Check all that apply.

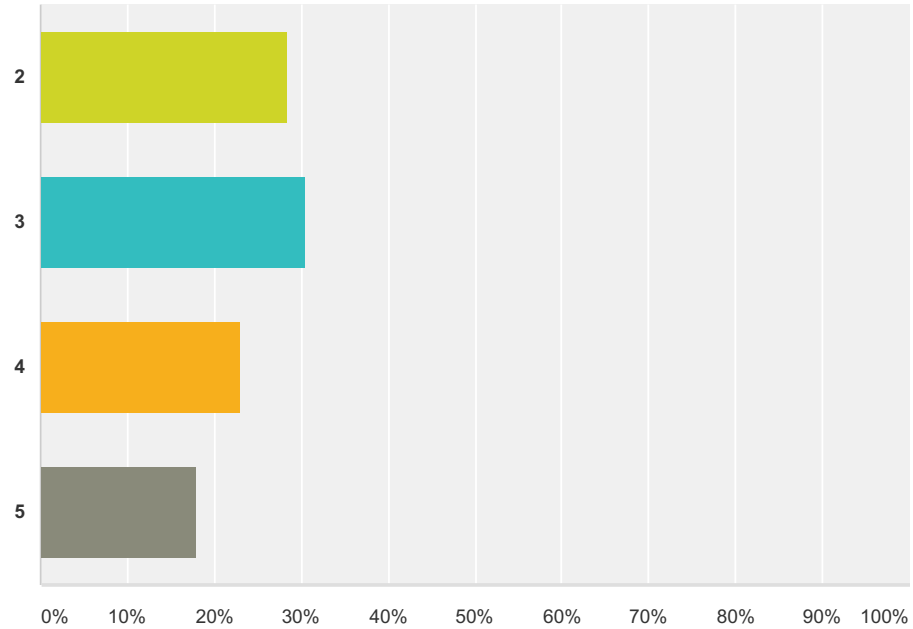
Answered: 877 Skipped: 466



Answer Choices	Responses	Count
Parent or parents	75.94%	666
Spouse	7.75%	68
Child or children	18.36%	161
Grandparent or grandparents	6.16%	54
Sibling or siblings	44.81%	393
Total Respondents: 877		

Q4 If you lived with a relative or relatives, how many people would live in your apartment in total, counting yourself?

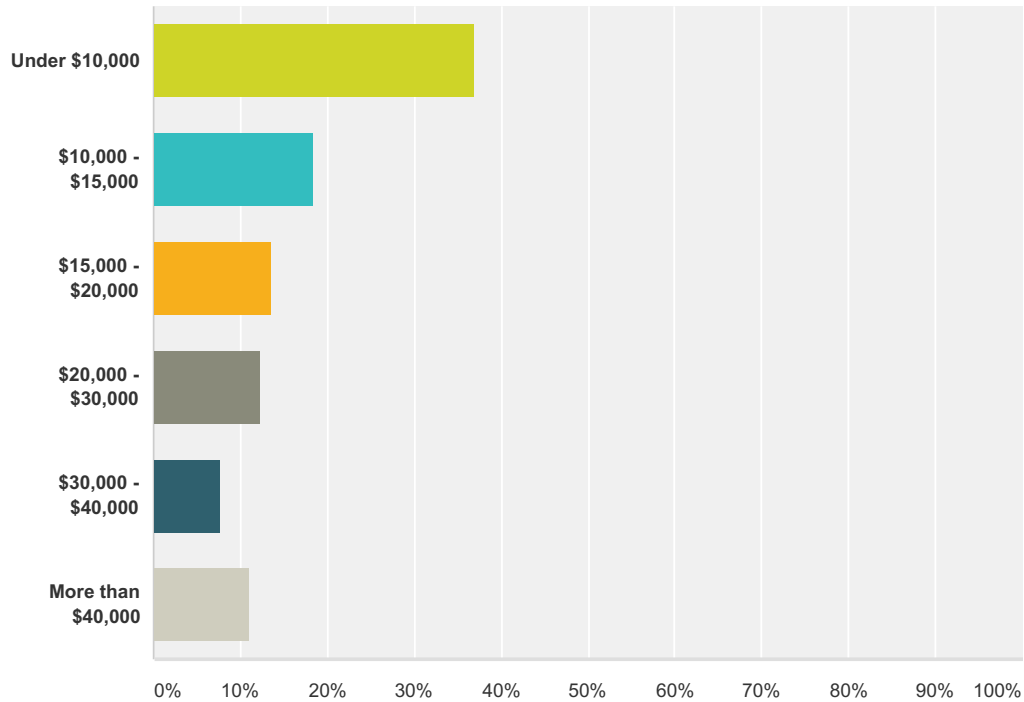
Answered: 975 Skipped: 368



Answer Choices	Responses
2	28.41% 277
3	30.56% 298
4	22.97% 224
5	18.05% 176
Total	975

Q5 If you will be living in your apartment with other people, what would be the combined annual income of all persons living with you (including your income)? Or, if you said you would live alone, what is your annual income?

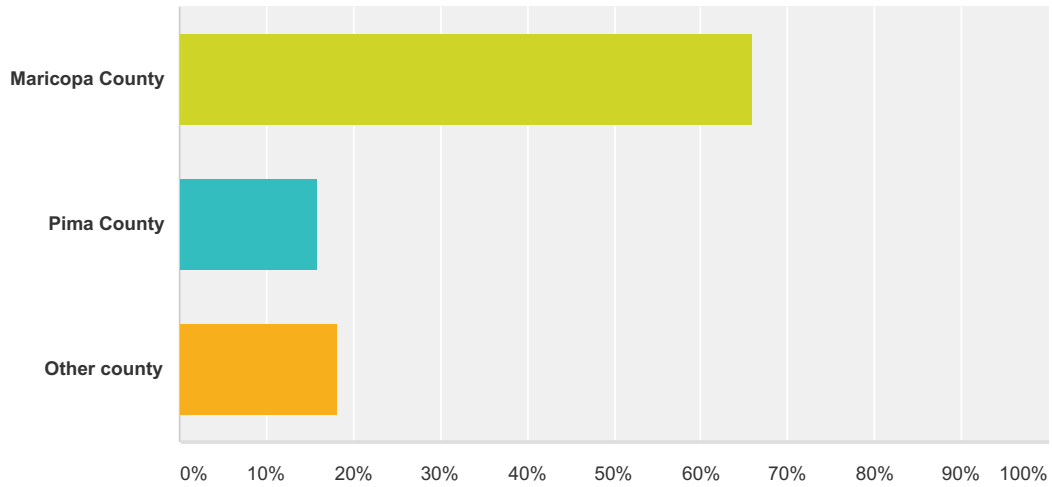
Answered: 1,179 Skipped: 164



Answer Choices	Responses	Count
Under \$10,000	36.98%	436
\$10,000 - \$15,000	18.41%	217
\$15,000 - \$20,000	13.49%	159
\$20,000 - \$30,000	12.30%	145
\$30,000 - \$40,000	7.72%	91
More than \$40,000	11.11%	131
Total		1,179

Q6 Where do you currently live?

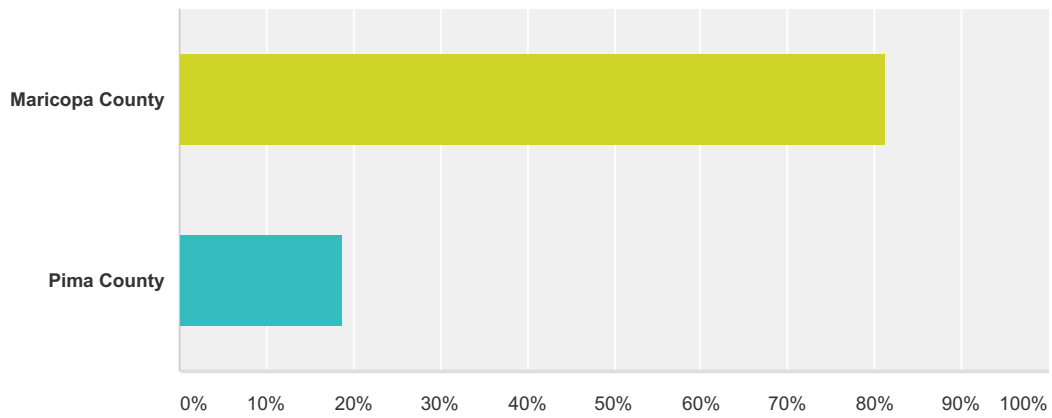
Answered: 1,321 Skipped: 22



Answer Choices	Responses	
Maricopa County	65.93%	871
Pima County	15.90%	210
Other county	18.17%	240
Total		1,321

**Q7 Where would you most like to live?
Check all that apply.**

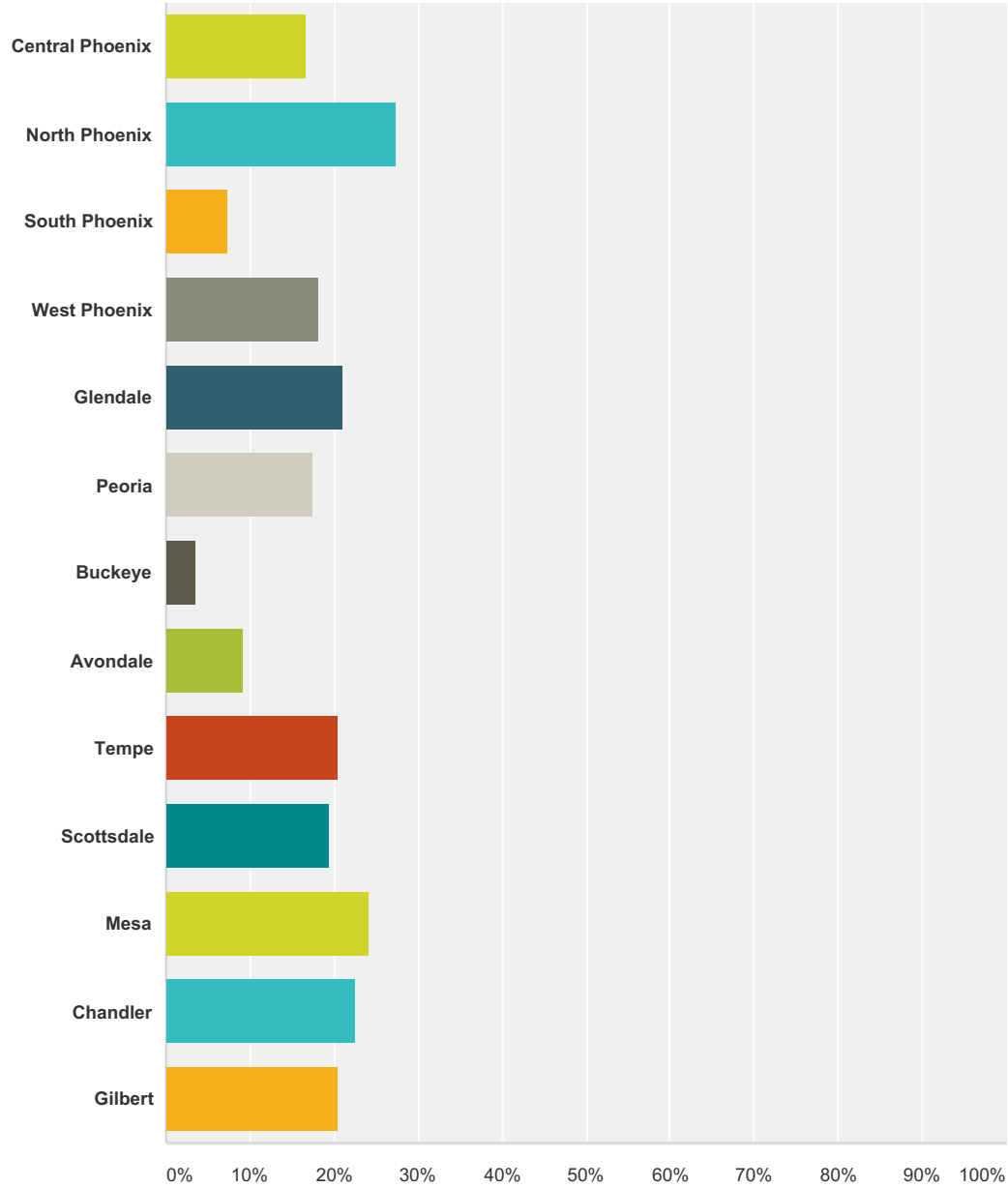
Answered: 1,114 Skipped: 229



Answer Choices	Responses
Maricopa County	81.15% 904
Pima County	18.85% 210
Total	1,114

Q8 If you would like to live in Maricopa County, let us know where. Check all that apply.

Answered: 913 Skipped: 430



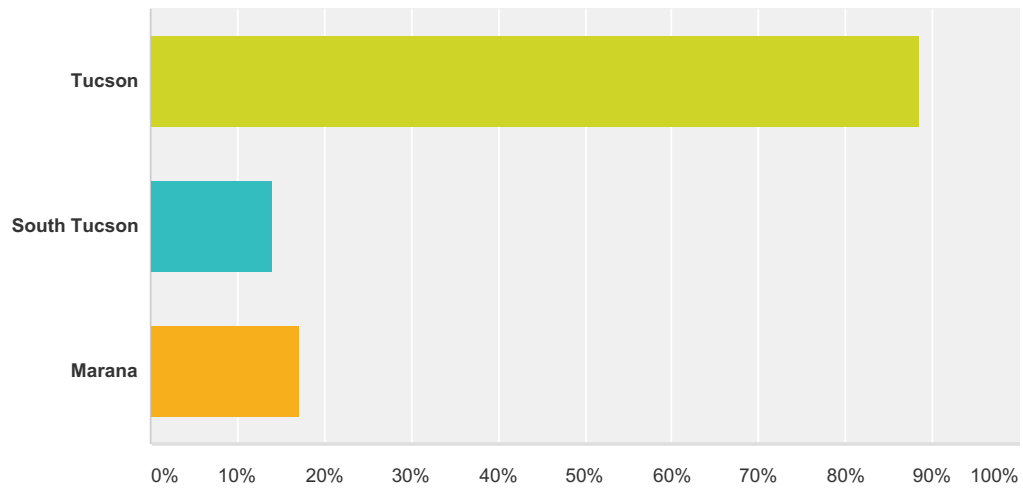
Answer Choices	Responses	Count
Central Phoenix	16.65%	152
North Phoenix	27.27%	249
South Phoenix	7.34%	67
West Phoenix	18.07%	165
Glendale	21.14%	193

Housing Opportunity for Persons with Developmental Disabilities

Peoria	17.52%	160
Buckeye	3.61%	33
Avondale	9.09%	83
Tempe	20.48%	187
Scottsdale	19.39%	177
Mesa	24.21%	221
Chandler	22.45%	205
Gilbert	20.37%	186
Total Respondents: 913		

Q9 If you would like to live in Pima County, tell us where. Check all that apply.

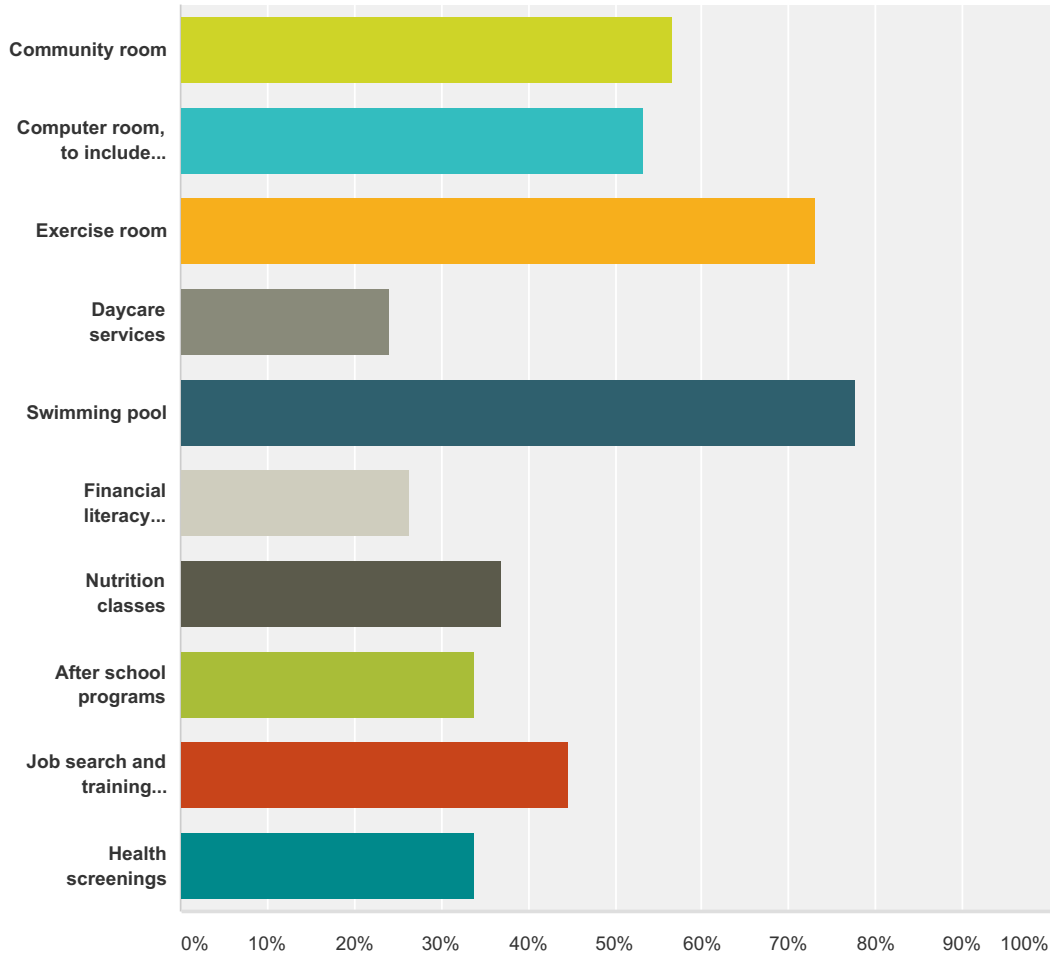
Answered: 251 Skipped: 1,092



Answer Choices	Responses
Tucson	88.45% 222
South Tucson	13.94% 35
Marana	17.13% 43
Total Respondents: 251	

Q10 What type of features and/or services would you like to have available at the apartment complex? Check all that apply.

Answered: 1,201 Skipped: 142



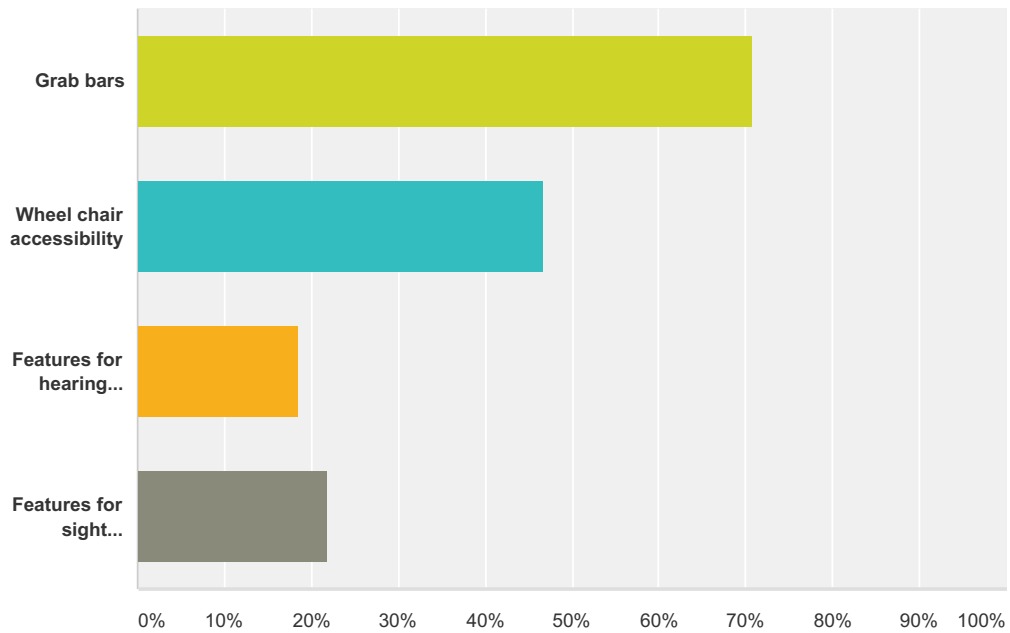
Answer Choices	Responses
Community room	56.54% 679
Computer room, to include training	53.21% 639
Exercise room	73.02% 877
Daycare services	23.98% 288
Swimming pool	77.69% 933
Financial literacy classes	26.39% 317
Nutrition classes	37.05% 445
After school programs	33.81% 406
Job search and training assistance	44.71% 537
Health screenings	33.81% 406

Housing Opportunity for Persons with Developmental Disabilities

Total Respondents: 1,201

Q11 What accessibility features do you require? Check all that apply.

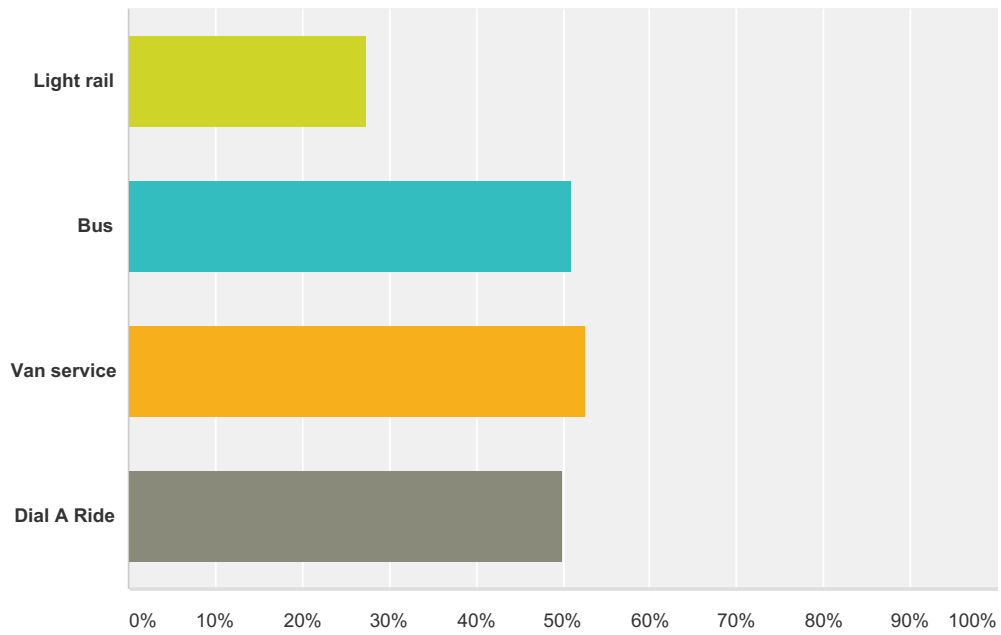
Answered: 531 Skipped: 812



Answer Choices	Responses	Count
Grab bars	70.81%	376
Wheel chair accessibility	46.70%	248
Features for hearing impairments	18.64%	99
Features for sight impairments	21.85%	116
Total Respondents: 531		

Q12 If you depend on or would like to take public transportation, what type?

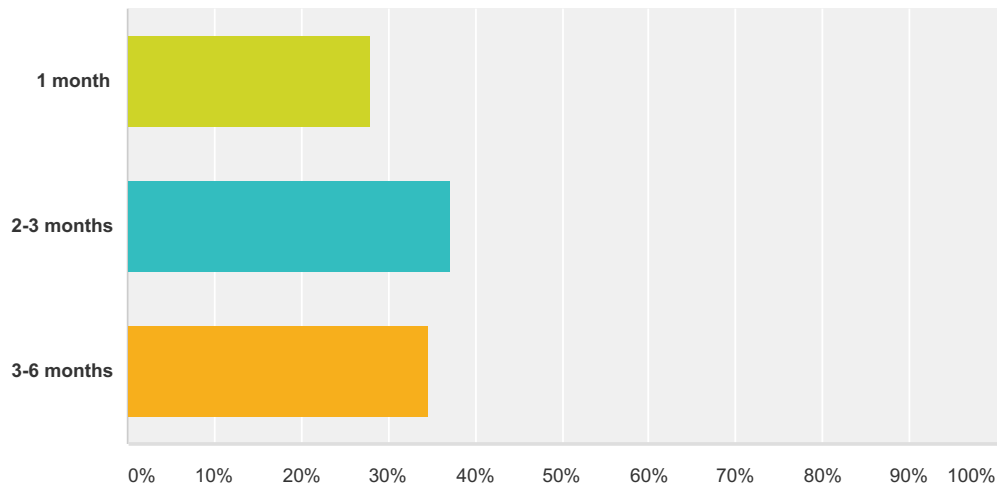
Answered: 1,009 Skipped: 334



Answer Choices	Responses	
Light rail	27.25%	275
Bus	50.94%	514
Van service	52.63%	531
Dial A Ride	49.95%	504
Total Respondents: 1,009		

Q13 How much advance notice would you need before moving to a new apartment?

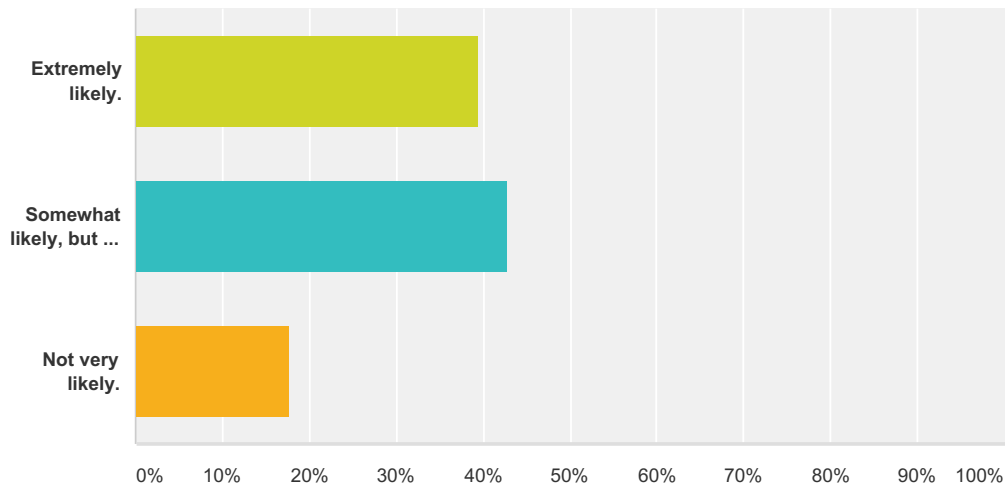
Answered: 1,147 Skipped: 196



Answer Choices	Responses
1 month	28.07% 322
2-3 months	37.23% 427
3-6 months	34.70% 398
Total	1,147

Q14 How likely are you to apply to live in such an apartment unit?

Answered: 1,283 Skipped: 60



Answer Choices	Responses
Extremely likely.	39.36% 505
Somewhat likely, but I would need more information to decide.	42.87% 550
Not very likely.	17.77% 228
Total	1,283