

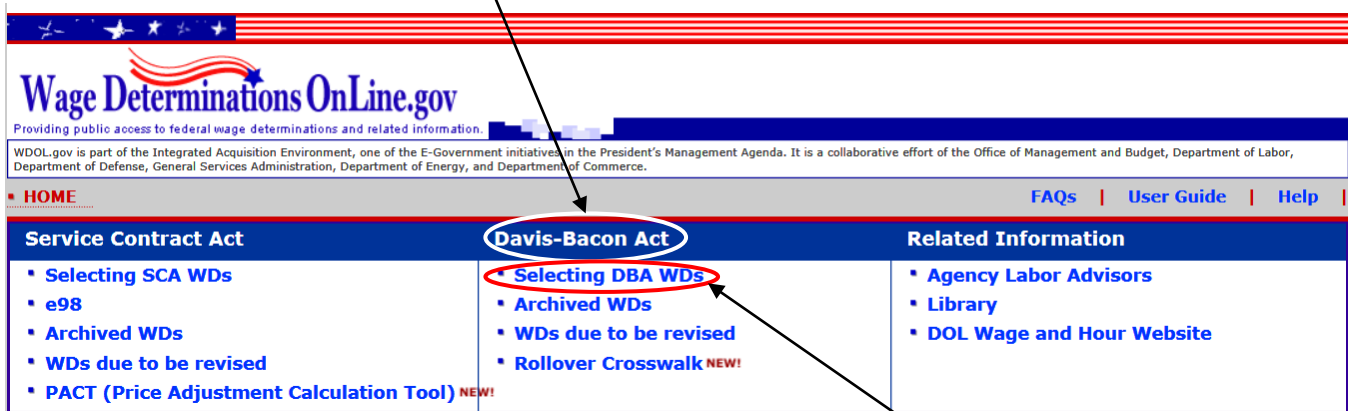
# How to Get a Wage Rate Determination On-line

ADOH has always referred to “Wage Rate Determinations” or “WRDs”. It should be noted that the [WDOL](http://wdol.gov) (Wage Determinations OnLine) website refers to these simply as “Wage Determinations” or “WDs”. These 2 terms may be used interchangeably. Instructions follow on how to obtain a current WD as well as an archived, or past, WD.

There are 2 methods that can be used to obtain a current Wage Determination. Either method is acceptable to ADOH.

## How to obtain a **current** Wage Determination for your project (Method 1):

1. Go to website: <http://wdol.gov>
2. The center box, titled “**Davis-Bacon Act**”, contains information pertaining to Davis Bacon and wage determinations.



3. To obtain the most current wage determination, select “**Selecting DBA WDs**”.
4. A new web page will open that will allow you to select your wage determination in 2 different ways. The first time you obtain a wage determination for a project you should use the **second** option, “By Selection criteria beginning with:”. (WD’s determined by “Select DBA WD by number” will be addressed on Page 3 as Method 2.) There are 4 dropdown boxes that will need to be completed in this

The form is titled "OR By Selection criteria beginning with:". It contains four dropdown menus: "State" with "ARIZONA" selected, "County" with "Mohave" selected, "Construction Type" with "RESIDENTIAL" selected (with a link to "(Types of Construction Under DBA)"), and "WD Number" with "AZ3" selected. A "Search" button is located below the dropdowns. Red letters a, b, c, and d with arrows point to the State, County, Construction Type, and WD Number dropdowns respectively.

section.

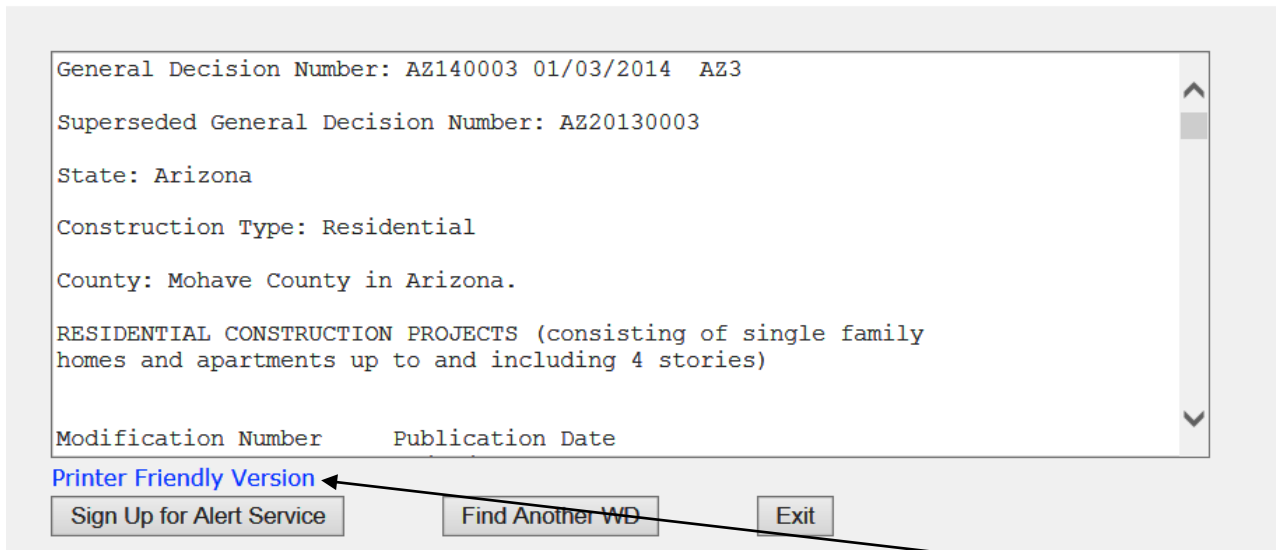
- a. Select the “**State**” dropdown and chose Arizona.
- b. Select the “**County**” dropdown and chose the county in which your project is located.
- c. Select the “**Construction Type**” dropdown and chose the applicable type (detailed explanations of the 4 different construction types can be found in the *ADOH Labor Standards Handbook Section 2.2*. If you are unsure which type(s) apply to your project, contact your Specialist.)
- d. Depending on the scope of your project, you may have more than 1 wage determination.)

## How to Get a Wage Rate Determination On-line

- d. Select the “**WD Number**” dropdown. At this point, the website will have narrowed this down to 1 or 2 possible wage determinations. Building, Highway, and Residential will yield only 1 choice. Heavy will yield 2 options – one for “Heavy Dams” and one for “Heavy Construction.” Unless you are constructing a dam, you will select the Heavy Construction wage determination. You may need to open both and read them to see which one applies. Explanation on opening the wage determinations follows.
5. Once you have something in each of the dropdown boxes, click the “  ” button. If you have “*Heavy*” selected, there will be 2 options to select from. Again, you may need to open both and read them to confirm which applies. Otherwise, for all other types of projects, clicking “  ” will open a new web page with the wage determination for your project.
6. Read through the determination to be sure this applies to your project-verify the location, project type, etc.

The Wage Determination you have requested is below.

Please scroll down to review the WD carefully to ensure that it is appropriate for the specific contract action.



General Decision Number: AZ140003 01/03/2014 AZ3

Superseded General Decision Number: AZ20130003

State: Arizona

Construction Type: Residential

County: Mohave County in Arizona.

RESIDENTIAL CONSTRUCTION PROJECTS (consisting of single family homes and apartments up to and including 4 stories)

Modification Number      Publication Date

[Printer Friendly Version](#)

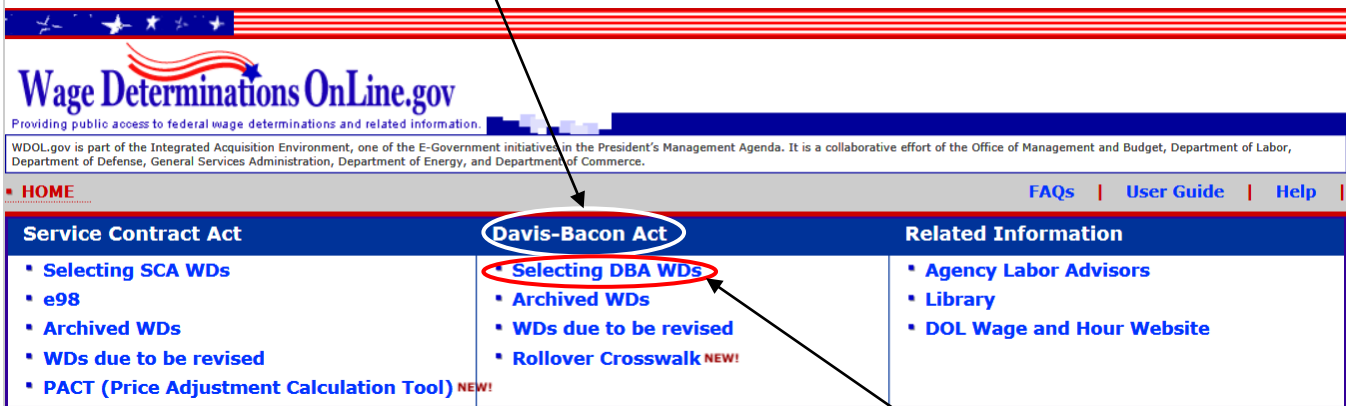
          

7. If you want to save and/or print this wage determination, click on “**Printer Friendly Version**” to open a text only version. From this web page you can easily save or print your wage determination.

# How to Get a Wage Rate Determination On-line

## How to obtain a **current** Wage Determination for your project (Method 2):

1. Go to website: <http://wdol.gov>
2. The center box, titled “**Davis-Bacon Act**”, contains information pertaining to Davis Bacon and wage determinations.



3. To obtain the most current wage determination, select “**Selecting DBA WDs**”.
4. A new web page will open that will allow you to select your wage determination in 2 different ways. This time choose the first option, “Select DBA WD by number:”. Use this method to obtain an updated once you know which WRD applies to your project.

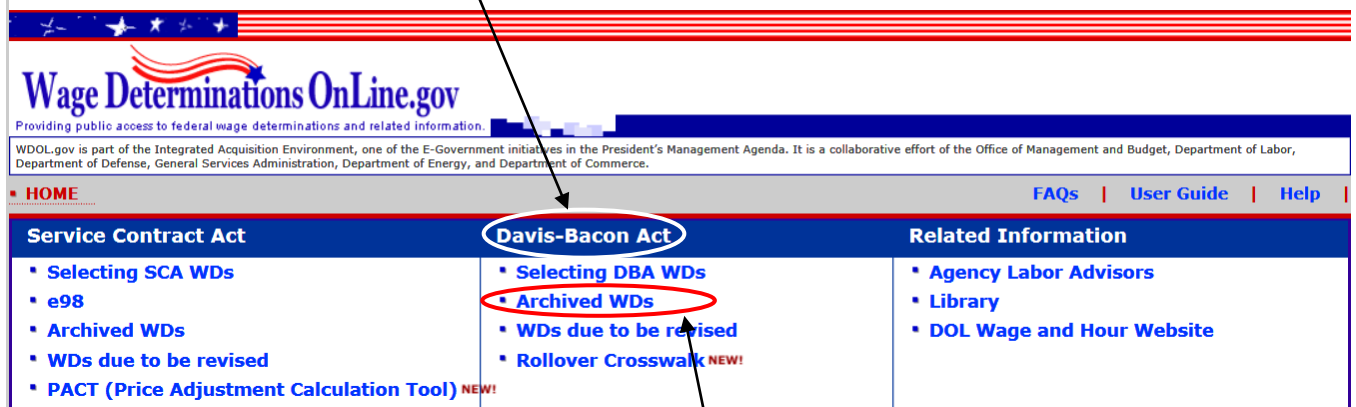
(Enter WD number in the following format: two letter abbreviation for the state and the number of the WD. For example, VA3, NOT VA030003 or MD150 NOT MD030150.)

5. Simply enter the WD number and click the “  ” button.
6. Read through the determination to be sure this applies to your project-verify the location, project type, etc.
7. If you want to save and/or print this wage determination, click on “**Printer Friendly Version**” to open a text only version. From this web page you can easily save or print your wage determination.

# How to Get a Wage Rate Determination On-line

Occasionally you may need to find a wage determination that was released prior to the current modification. The procedure is similar to that of obtaining a current wage determination.

1. Go to website: <http://wdol.gov>
2. The center box, titled “**Davis-Bacon Act**”, contains information pertaining to Davis Bacon and wage rates.



3. To obtain a previous version (each version of a wage determination is called a modification, or “mod”) of a wage determination you will select “**Archived WDs**”.
4. A new web page will open that will allow you to search for a past wage determination. You will need to know which **Year** the modification you are interested in was released as well as the **Wage Determination Number**. If you are unsure of the Wage Determination Number, you can find it by following the instructions to find the current wage determination. Then take that number and use it to find a previous modification of that wage determination.

**Archived Davis-Bacon Act Wage Determinations**

When DBA WDs are revised, the current revision is available on [WDOL.gov](http://WDOL.gov) (**Selecting DBA WDs**). The old WD is archived on this page. (Archived WDs are for Information Purposes Only: [WDOL User's Guide: Sec. C.4.e](#) )

Search:  (Select "2003" for DBA WDs issued between June 13, 2003 and February 2, 2007).

Enter a DBA WD Number:   (Enter DBA WD numbers in the following format: two-letter abbreviation for the state, and the number of the WD. For example, DBA WD "VA030003" is entered "VA3"; DBA WD "MD030150" is entered "MD150")

- a. Select the “**Search**” dropdown and select the applicable year of release.
  - b. Select the “**Enter a DBA WD number**” box and type in the applicable wage determination number. Follow the instructions on the web page for formatting carefully or you will not receive the proper information.
5. Click the “  ” button. The web page will refresh with a list of all the modifications of the wage determination you selected which were released in the year you selected. Each modification will have a “*Revised Date*”. This is the date that the wage determination was updated and replaced with a new modification. **It is important to note the most current WD is NOT listed on this web page.**

## How to Get a Wage Rate Determination On-line

Search results for az14:

AZ140014 MOD 2 REVISED 03/14/14 AZ14 \*\*...  
[wdol/scafiles/archive/davisbacon/2014/az14.r2](#)

AZ140014 MOD 1 REVISED 03/07/14 AZ14 \*\*...  
[wdol/scafiles/archive/davisbacon/2014/az14.r1](#)

AZ140014 MOD 0 REVISED 01/24/14 AZ14 \*\*...  
[wdol/scafiles/archive/davisbacon/2014/az14.r0](#)

6. You can click on any of the wage determinations to open a text only version. The top of the wage determination will indicate how long that particular determination was in effect.