



Arizona  
Department  
of Housing

---

# CDBG & CDBG-CV Performance & Evaluation Report (PER)

---

*Federal FY 2023*

*July 1, 2023 - June 30, 2024*

1110 West Washington Street, Suite 280 | Phoenix, AZ 85007  
Telephone: (602) 771-1000 | Facsimile: (602) 771-1002 | TTY: (602) 771-1001





Office of Community Planning and Development  
 U.S. Department of Housing and Urban Development  
 Integrated Disbursement and Information System

DATE: 08-23-24  
 TIME: 14:20  
 PAGE: 1

Expenditure Report  
 Use of CDBG Funds by ARIZONA  
 from 07-01-2023 to 06-30-2024

Matrix Code	Activity Group	Matrix Code Name	Disbursements during PY 2023	Percent of Total Disbursed in 2023
14A	HR	Rehab; Single-Unit Residential	1,632,135.29	18.43%
14J	HR	Housing Services - Excluding Housing Counseling, under 24 CFR 5.100	3,047.26	0.03%
<b>Subtotal for : Housing</b>			<b>1,635,182.55</b>	<b>18.46%</b>
03A	PI	Senior Centers	1,103,216.00	12.46%
03C	PI	Homeless Facilities (not operating costs)	18,237.00	0.21%
03E	PI	Neighborhood Facilities	315,335.26	3.56%
03F	PI	Parks, Recreational Facilities	1,326,823.56	14.98%
03I	PI	Flood Drainage Improvements	10,960.50	0.12%
03J	PI	Water/Sewer Improvements	1,192,910.44	13.47%
03K	PI	Street Improvements	1,709,394.72	19.30%
03L	PI	Sidewalks	559,990.88	6.32%
<b>Subtotal for : Public Facilities and Improvements</b>			<b>6,236,868.36</b>	<b>70.42%</b>
20	AP	Planning	93,596.80	1.06%
20A	AP	State Planning ONLY	7,500.00	0.08%
21A	AP	General Program Administration	579,788.46	6.55%
21J	AP	State Administration	238,710.89	2.70%
<b>Subtotal for : General Administration and Planning</b>			<b>919,596.15</b>	<b>10.38%</b>
19H	OT	State CDBG Technical Assistance to Grantees	64,847.50	0.73%
<b>Subtotal for : Other</b>			<b>64,847.50</b>	<b>0.73%</b>
<b>Total Disbursements</b>			<b>8,856,494.56</b>	<b>100.00%</b>



U.S. Department of Housing and Urban Development  
Office of Community Planning and Development  
Integrated Disbursement and Information System  
ARIZONA

DATE: 08-23-24  
TIME: 14:23  
PAGE: 1

Selected CDBG Accomplishment Report  
Program Year Between 07-01-2023 and 06-30-2024

### HOUSING

Matrix Code	Eligible Activity	Number of Households Assisted
14A	Rehab; Single-Unit Residential	74
Total Number of Households Assisted:		74

### PUBLIC IMPROVEMENTS

Matrix Code	Eligible Activity	Number of Persons Benefitting
03A	Senior Centers	514
03E	Neighborhood Facilities	3,430
03F	Parks, Recreational Facilities	4,032
03J	Water/Sewer Improvements	1,470
03K	Street Improvements	11,604
03L	Sidewalks	4,955
03O	Fire Station/Equipment	247
Total Number of Persons Benefitting:		26,252

U.S. Department of Housing and Urban Development  
Office of Community Planning and Development  
Integrated Disbursement and Information System  
State of Arizona  
Performance and Evaluation Report  
For Grant Year 2008  
As of 09/24/2024  
Grant Number B08DC040001

## Part I: Financial Status

## A. Sources of State CDBG Funds

1)	State Allocation	\$11,793,037.00
2)	Program Income	
3)	Program income received in IDIS	\$0.00
3 a)	Program income received from Section 108 Projects (for SI type)	\$0.00
4)	Adjustment to compute total program income	\$0.00
5)	Total program income (sum of lines 3 and 4)	\$0.00
6)	Section 108 Loan Funds	\$0.00
7)	Total State CDBG Resources (sum of lines 1,5 and 6)	\$11,793,037.00

## B. State CDBG Resources by Use

8)	State Allocation	
9)	Obligated to recipients	\$11,703,951.32
10)	Adjustment to compute total obligated to recipients	-\$364,704.32
11)	Total obligated to recipients (sum of lines 9 and 10)	\$11,339,247.00
12)	Set aside for State Administration	\$335,860.00
13)	Adjustment to compute total set aside for State Administration	\$0.00
14)	Total set aside for State Administration (sum of lines 12 and 13)	\$335,860.00
15)	Set aside for Technical Assistance	\$122,930.00
16)	Adjustment to compute total set aside for Technical Assistance	-\$5,000.00
17)	Total set aside for Technical Assistance (sum of lines 15 and 16)	\$117,930.00
18)	State funds set aside for State Administration match	\$235,860.74

U.S. Department of Housing and Urban Development  
 Office of Community Planning and Development  
 Integrated Disbursement and Information System  
 State of Arizona  
 Performance and Evaluation Report  
 For Grant Year 2008  
 As of 09/24/2024  
 Grant Number B08DC040001

DATE: 09-24-24  
 TIME: 17:43  
 PAGE: 2

19)	Program Income	
20)	Returned to the state and redistributed	
20 a)	Section 108 program income expended for the Section 108 repayment	
21)	Adjustment to compute total redistributed	\$0.00
22)	Total redistributed (sum of lines 20 and 21)	\$0.00
23)	Returned to the state and not yet redistributed	\$0.00
23 a)	Section 108 program income not yet disbursed	\$0.00
24)	Adjustment to compute total not yet redistributed	\$0.00
25)	Total not yet redistributed (sum of lines 23 and 24)	\$0.00
26)	Retained by recipients	\$0.00
27)	Adjustment to compute total retained	\$0.00
28)	Total retained (sum of lines 26 and 27)	\$0.00
C.	Expenditures of State CDBG Resources	
29)	Drawn for State Administration	\$335,860.00
30)	Adjustment to amount drawn for State Administration	\$0.00
31)	Total drawn for State Administration	\$335,860.00
32)	Drawn for Technical Assistance	\$122,930.00
33)	Adjustment to amount drawn for Technical Assistance	-\$5,000.00
34)	Total drawn for Technical Assistance	\$117,930.00
	<i>Alert!: Total TA draws exceed TA set aside on line 17</i>	
35)	Drawn for Section 108 Repayments	\$0.00
36)	Adjustment to amount drawn for Section 108 Repayments	\$0.00
37)	Total drawn for Section 108 Repayments	\$0.00
38)	Drawn for all other activities	\$11,703,951.32
39)	Adjustment to amount drawn for all other activities	-\$364,704.32
40)	Total drawn for all other activities	\$11,339,247.00

U.S. Department of Housing and Urban Development  
Office of Community Planning and Development  
Integrated Disbursement and Information System  
State of Arizona  
Performance and Evaluation Report  
For Grant Year 2008  
As of 09/24/2024  
Grant Number B08DC040001

D. Compliance with Public Service (PS) Cap		
41)	Disbursed in IDIS for PS	\$459,651.26
42)	Adjustment to compute total disbursed for PS	\$0.00
43)	Total disbursed for PS (sum of lines 41 and 42)	\$459,651.26
44) Amount subject to PS cap		
45)	State Allocation (line 1)	\$11,793,037.00
46)	Program Income Received (line 5)	\$0.00
47)	Adjustment to compute total subject to PS cap	\$0.00
48)	Total subject to PS cap (sum of lines 45-47)	\$11,793,037.00
49)	Percent of funds disbursed to date for PS (line 43 / line 48)	3.90%
E. Compliance with Planning and Administration (P/A) Cap		
50)	Disbursed in IDIS for P/A from all fund types - Combined	\$2,053,049.67
51)	Adjustment to compute total disbursed for P/A	\$0.00
52)	Total disbursed for P/A (sum of lines 50 and 51)	\$2,053,049.67
53) Amount subject to Combined Expenditure P/A cap		
54)	State Allocation (line 1)	\$11,793,037.00
55)	Program Income Received (line 5)	\$0.00
56)	Adjustment to compute total subject to P/A cap	\$0.00
57)	Total subject to P/A cap (sum of lines 54-56)	\$11,793,037.00
58)	Percent of funds disbursed to date for P/A (line 52 / line 57) Combined Cap	17.41%
59)	Disbursed in IDIS for P/A from Annual Grant Only	\$1,717,189.67
60)	Amount subject the Annual Grant P/A cap	
61)	State Allocation	\$11,793,037.00
62)	Percent of funds disbursed to date for P/A (line 59 / line 61) Annual Grant Cap	14.56%

U.S. Department of Housing and Urban Development  
 Office of Community Planning and Development  
 Integrated Disbursement and Information System  
 State of Arizona  
 Performance and Evaluation Report  
 For Grant Year 2008  
 As of 09/24/2024  
 Grant Number B08DC040001

Part II: Compliance with Overall Low and Moderate Income Benefit

63) Period specified for benefit: grant years 2008 – 2008

64) Final PER for compliance with the overall benefit test: [ No ]

	Grant Year	2008	2009	Total
65) Benefit LMI persons and households (1)		9,224,680.19	9,728,042.90	18,952,723.09
66) Benefit LMI, 108 activities		0.00	0.00	0.00
67) Benefit LMI, other adjustments		0.00	0.00	0.00
68) Total, Benefit LMI (sum of lines 65-67)		9,224,680.19	9,728,042.90	18,952,723.09
69) Prevent/Eliminate Slum/Blight		762,081.46	723,351.52	1,485,432.98
70) Prevent Slum/Blight, 108 activities		0.00	0.00	0.00
71) Total, Prevent Slum/Blight (sum of lines 69 and 70)		762,081.46	723,351.52	1,485,432.98
72) Meet Urgent Community Development Needs		0.00	0.00	0.00
73) Meet Urgent Needs, 108 activities		0.00	0.00	0.00
74) Total, Meet Urgent Needs (sum of lines 72 and 73)		0.00	0.00	0.00
75) Acquisition, New Construction, Rehab/Special Areas noncountable		98,360.00	47,764.64	146,124.64
76) Total disbursements subject to overall LMI benefit (sum of lines 68, 71, 74, and 75)		10,085,121.65	10,499,159.06	20,584,280.71
77) Low and moderate income benefit (line 68 / line 76)		0.91	0.93	0.92
78) Other Disbursements		1.00	1.00	2.00
79) State Administration		335,860.00	306,965.00	642,825.00
80) Technical Assistance		122,930.00	120,782.00	243,712.00
81) Local Administration		1,717,189.67	1,214,968.14	2,932,157.81
82) Section 108 repayments		0.00	0.00	0.00

# Community Development Systems Integrated Disbursement & Information System (IDIS)



**User:** B55374  
**Role:** Grantee  
**Organization:** ARIZONA

- Switch Profile
- Logout

- Plans/Projects/Activities
- Funding/Drawdown 1
- Grant 1**
- Grantee/PJ
- Admin
- Reports

You have **3 CDBG** and **2 HOME** activities that have been flagged. Click on the number to go to the review page.

**Grant**

- Search
- HESG Review
- HOPWA Review

## Grant

### Search Grants

**Subfund**

- Add
- Search

**Search Criteria**

**Program:** CDBG

**State/Territory:** AZ

**Grant Year: (tip)** 2008

**Grant #: (tip)**

|

**Subgrant**

- Add
- Search

**Subfund Program Income**

- Add
- Search

Results Page 1 of 1

Program	Grant Year	Grant #	Current Authorized Amount	Grant Status	Net Drawn Amount	IDIS Grant Balance	Action
CDBG	2008	B-08-DC-04-0001	\$11,793,037.00	Active	\$11,793,037.00	\$0.00	View

**Subgrant Program Income**

- Add
- Search

**Utilities**

- Home
- Data Downloads
- Print Page
- Help

**Links**

- Contact Support
- Rules of Behavior
- CPD Home
- HUD Home

For IDIS Support only: Tue Sep 24, 2024 at 3:16

Session Timeout



Community Development Systems  
Integrated Disbursement & Information System (IDIS)



**User:** B55374  
**Role:** Grantee  
**Organization:** ARIZONA

- Switch Profile
- Logout

Plans/Projects/Activities Funding/Drawdown **Grant** **Grantee/PJ** Admin Reports

You have **3 CDBG** and **2 HOME** activities that have been flagged. Click on the number to go to the review page.

**Grant**

**Grant**

- Search
- HESG Review
- HOPWA Review

**View Grant**

[Return to Search Grants](#) | [View Grant History](#) | [View Sanction Data](#)

**Subfund**

- Add
- Search

**Grantee/PJ Name:** (tip)  
ARIZONA

**Grant Status:** (tip)  
Active

**Subgrant**

- Add
- Search

**Program:** (tip)  
CDBG

**Grant Blocked:** (tip)  
No

**Subfund Program Income**

- Add
- Search

**Grant Year:** (tip)  
2008

**Award Date:** (tip)  
08/15/2008

**Subgrant Program Income**

- Add
- Search

**Grant #:** (tip)  
B-08-DC-04-0001

**Grantee Organizational DUNS #:** (tip)  
08-670-4488

**Administering Organization:** (tip)  
ARIZONA

**Payee EIN/TIN#:** (tip)  
86-6004791

**Utilities**

- Home
- Data Downloads
- Print Page
- Help

**Grant Amounts**

[View Subfunds](#)

	<b>Amount</b>
<b>Original Allocation Amount</b>	\$11,793,037.00
<b>Current Authorized Amount</b>	\$11,793,037.00
<b>Formula Grant Amount</b>	\$11,793,037.00
<b>(Grant) Reduction Amount (-)</b>	\$0.00
<b>De-obligated Amount (-)</b>	\$0.00
<b>Reallocation Amount</b>	\$0.00
<b>Net Drawn Amount</b>	\$11,793,037.00
<b>Drawn Amount (+)</b>	\$11,793,037.00
<b>Drawdown Pending Amount (+)</b>	\$0.00
<b>Returned Amount (+)</b>	\$0.00

**Links**

- Contact Support
- Rules of Behavior
- CPD Home
- HUD Home


<b>IDIS Draw Balance</b>	\$0.00
<b>LOCCS Draw Balance</b>	\$0.00
<b>Subfunded Amount</b>	\$453,790.00
<b>EN Funds (Authorized Amt minus Subfunded Amt)</b>	\$11,339,247.00
<b>Amount Committed to Activities</b>	\$11,793,037.00
<b>Amount Available to Commit to Activities</b>	\$0.00
<b>Amount Available to Draw</b>	\$0.00

---

[Return to Search Grants](#) | [View Grant History](#) | [View Sanction Data](#)

---

For IDIS Support only: Tue Sep 24, 2024 at 3:16

 Session Timeout

U.S. Department of Housing and Urban Development  
Office of Community Planning and Development  
Integrated Disbursement and Information System  
State of Arizona  
Performance and Evaluation Report  
For Grant Year 2009  
As of 09/24/2024  
Grant Number B09DC040001

## Part I: Financial Status

## A. Sources of State CDBG Funds

1)	State Allocation	\$12,078,239.00
2)	Program Income	
3)	Program income receipted in IDIS	\$0.00
3 a)	Program income receipted from Section 108 Projects (for SI type)	\$0.00
4)	Adjustment to compute total program income	\$0.00
5)	Total program income (sum of lines 3 and 4)	\$0.00
6)	Section 108 Loan Funds	\$0.00
7)	Total State CDBG Resources (sum of lines 1,5 and 6)	\$12,078,239.00

## B. State CDBG Resources by Use

8)	State Allocation	
9)	Obligated to recipients	\$11,666,362.56
10)	Adjustment to compute total obligated to recipients	-\$15,870.56
11)	Total obligated to recipients (sum of lines 9 and 10)	\$11,650,492.00
12)	Set aside for State Administration	\$306,965.00
13)	Adjustment to compute total set aside for State Administration	\$0.00
14)	Total set aside for State Administration (sum of lines 12 and 13)	\$306,965.00
15)	Set aside for Technical Assistance	\$120,782.00
16)	Adjustment to compute total set aside for Technical Assistance	\$0.00
17)	Total set aside for Technical Assistance (sum of lines 15 and 16)	\$120,782.00
18)	State funds set aside for State Administration match	\$241,564.78

U.S. Department of Housing and Urban Development  
 Office of Community Planning and Development  
 Integrated Disbursement and Information System  
 State of Arizona  
 Performance and Evaluation Report  
 For Grant Year 2009  
 As of 09/24/2024  
 Grant Number B09DC040001

19)	Program Income	
20)	Returned to the state and redistributed	
20 a)	Section 108 program income expended for the Section 108 repayment	
21)	Adjustment to compute total redistributed	\$0.00
22)	Total redistributed (sum of lines 20 and 21)	\$0.00
23)	Returned to the state and not yet redistributed	\$0.00
23 a)	Section 108 program income not yet disbursed	\$0.00
24)	Adjustment to compute total not yet redistributed	\$0.00
25)	Total not yet redistributed (sum of lines 23 and 24)	\$0.00
26)	Retained by recipients	\$0.00
27)	Adjustment to compute total retained	\$0.00
28)	Total retained (sum of lines 26 and 27)	\$0.00

C. Expenditures of State CDBG Resources

29)	Drawn for State Administration	\$306,965.00
30)	Adjustment to amount drawn for State Administration	\$0.00
31)	Total drawn for State Administration	\$306,965.00
32)	Drawn for Technical Assistance	\$120,782.00
33)	Adjustment to amount drawn for Technical Assistance	\$0.00
34)	Total drawn for Technical Assistance	\$120,782.00
35)	Drawn for Section 108 Repayments	\$0.00
36)	Adjustment to amount drawn for Section 108 Repayments	\$0.00
37)	Total drawn for Section 108 Repayments	\$0.00
38)	Drawn for all other activities	\$11,666,362.56
39)	Adjustment to amount drawn for all other activities	-\$15,870.56
40)	Total drawn for all other activities	\$11,650,492.00

U.S. Department of Housing and Urban Development  
Office of Community Planning and Development  
Integrated Disbursement and Information System  
State of Arizona  
Performance and Evaluation Report  
For Grant Year 2009  
As of 09/24/2024  
Grant Number B09DC040001

DATE: 09-24-24  
TIME: 17:55  
PAGE: 3

D.	Compliance with Public Service (PS) Cap	
41)	Disbursed in IDIS for PS	\$382,812.69
42)	Adjustment to compute total disbursed for PS	\$0.00
43)	Total disbursed for PS (sum of lines 41 and 42)	\$382,812.69
44)	Amount subject to PS cap	
45)	State Allocation (line 1)	\$12,078,239.00
46)	Program Income Received (line 5)	\$0.00
47)	Adjustment to compute total subject to PS cap	\$0.00
48)	Total subject to PS cap (sum of lines 45-47)	\$12,078,239.00
49)	Percent of funds disbursed to date for PS (line 43 / line 48)	3.17%
E.	Compliance with Planning and Administration (P/A) Cap	
50)	Disbursed in IDIS for P/A from all fund types - Combined	\$1,521,933.14
51)	Adjustment to compute total disbursed for P/A	\$0.00
52)	Total disbursed for P/A (sum of lines 50 and 51)	\$1,521,933.14
53)	Amount subject to Combined Expenditure P/A cap	
54)	State Allocation (line 1)	\$12,078,239.00
55)	Program Income Received (line 5)	\$0.00
56)	Adjustment to compute total subject to P/A cap	\$0.00
57)	Total subject to P/A cap (sum of lines 54-56)	\$12,078,239.00
58)	Percent of funds disbursed to date for P/A (line 52 / line 57) Combined Cap	12.60%
59)	Disbursed in IDIS for P/A from Annual Grant Only	\$1,214,968.14
60)	Amount subject the Annual Grant P/A cap	
61)	State Allocation	\$12,078,239.00
62)	Percent of funds disbursed to date for P/A (line 59 / line 61) Annual Grant Cap	10.06%

U.S. Department of Housing and Urban Development  
 Office of Community Planning and Development  
 Integrated Disbursement and Information System  
 State of Arizona  
 Performance and Evaluation Report  
 For Grant Year 2009  
 As of 09/24/2024  
 Grant Number B09DC040001

Part II: Compliance with Overall Low and Moderate Income Benefit

63) Period specified for benefit: grant years 2009 – 2009

64) Final PER for compliance with the overall benefit test: [ No ]

	Grant Year	2009	2010	Total
65) Benefit LMI persons and households (1)		9,728,042.90	11,040,741.58	20,768,784.48
66) Benefit LMI, 108 activities		0.00	0.00	0.00
67) Benefit LMI, other adjustments		0.00	0.00	0.00
68) Total, Benefit LMI (sum of lines 65-67)		9,728,042.90	11,040,741.58	20,768,784.48
69) Prevent/Eliminate Slum/Blight		723,351.52	934,574.09	1,657,925.61
70) Prevent Slum/Blight, 108 activities		0.00	0.00	0.00
71) Total, Prevent Slum/Blight (sum of lines 69 and 70)		723,351.52	934,574.09	1,657,925.61
72) Meet Urgent Community Development Needs		0.00	0.00	0.00
73) Meet Urgent Needs, 108 activities		0.00	0.00	0.00
74) Total, Meet Urgent Needs (sum of lines 72 and 73)		0.00	0.00	0.00
75) Acquisition, New Construction, Rehab/Special Areas noncountable		95,529.28	0.00	95,529.28
76) Total disbursements subject to overall LMI benefit (sum of lines 68, 71, 74, and 75)		10,546,923.70	11,975,315.67	22,522,239.37
77) Low and moderate income benefit (line 68 / line 76)		0.92	0.92	0.92
78) Other Disbursements		1.00	1.00	2.00
79) State Administration		306,965.00	0.00	306,965.00
80) Technical Assistance		120,782.00	132,528.00	253,310.00
81) Local Administration		1,214,968.14	1,155,268.33	2,370,236.47
82) Section 108 repayments		0.00	0.00	0.00

# Community Development Systems Integrated Disbursement & Information System (IDIS)



**User:** B55374  
**Role:** Grantee  
**Organization:** ARIZONA

- Switch Profile
- Logout

- Plans/Projects/Activities
- Funding/Drawdown 1
- Grant 1**
- Grantee/PJ
- Admin
- Reports

You have **3 CDBG** and **2 HOME** activities that have been flagged. Click on the number to go to the review page.

**Grant**

- Search
- HESG Review
- HOPWA Review

## Grant

### Search Grants

**Subfund**

- Add
- Search

**Search Criteria**

**Program:** CDBG

**State/Territory:** AZ

**Grant Year: (tip)** 2009

**Grant #: (tip)**

|

**Subgrant**

- Add
- Search

**Subfund Program Income**

- Add
- Search

Results Page 1 of 1

Program	Grant Year	Grant #	Current Authorized Amount	Grant Status	Net Drawn Amount	IDIS Grant Balance	Action
CDBG	2009	B-09-DC-04-0001	\$12,078,239.00	Active	\$12,078,239.00	\$0.00	View

**Subgrant Program Income**

- Add
- Search

**Utilities**

- Home
- Data Downloads
- Print Page
- Help

**Links**

- Contact Support
- Rules of Behavior
- CPD Home
- HUD Home

For IDIS Support only: Tue Sep 24, 2024 at 3:16

Session Timeout

Community Development Systems  
Integrated Disbursement & Information System (IDIS)



**User:** B55374  
**Role:** Grantee  
**Organization:** ARIZONA

- Switch Profile
- Logout

Plans/Projects/Activities Funding/Drawdown **Grant** Grantee/PJ Admin Reports

You have **3 CDBG** and **2 HOME** activities that have been flagged. Click on the number to go to the review page.

**Grant**

**Grant**

- Search
- HESG Review
- HOPWA Review

**View Grant**

[Return to Search Grants](#) | [View Grant History](#) | [View Sanction Data](#)

**Subfund**

- Add
- Search

**Grantee/PJ Name:** (tip)  
ARIZONA

**Grant Status:** (tip)  
Active

**Subgrant**

- Add
- Search

**Program:** (tip)  
CDBG

**Grant Blocked:** (tip)  
No

**Subfund Program Income**

- Add
- Search

**Grant Year:** (tip)  
2009

**Award Date:** (tip)  
09/21/2009

**Subgrant Program Income**

- Add
- Search

**Grant #:** (tip)  
B-09-DC-04-0001

**Grantee Organizational DUNS #:** (tip)  
08-670-4488

**Administering Organization:** (tip)  
ARIZONA

**Payee EIN/TIN#:** (tip)  
86-6004791

**Utilities**

- Home
- Data Downloads
- Print Page
- Help

**Grant Amounts** [View Subfunds](#)

	<b>Amount</b>
<b>Original Allocation Amount</b>	\$12,078,239.00
<b>Current Authorized Amount</b>	\$12,078,239.00
<b>Formula Grant Amount</b>	\$12,078,239.00
<b>(Grant) Reduction Amount (-)</b>	\$0.00
<b>De-obligated Amount (-)</b>	\$0.00
<b>Reallocation Amount</b>	\$0.00
<b>Net Drawn Amount</b>	\$12,078,239.00
<b>Drawn Amount (+)</b>	\$12,078,239.00
<b>Drawdown Pending Amount (+)</b>	\$0.00
<b>Returned Amount (+)</b>	\$0.00

**Links**

- Contact Support
- Rules of Behavior
- CPD Home
- HUD Home




<b>IDIS Draw Balance</b>	\$0.00
<b>LOCCS Draw Balance</b>	\$0.00
<b>Subfunded Amount</b>	\$427,747.00
<b>EN Funds (Authorized Amt minus Subfunded Amt)</b>	\$11,650,492.00
<b>Amount Committed to Activities</b>	\$12,078,239.00
<b>Amount Available to Commit to Activities</b>	\$0.00
<b>Amount Available to Draw</b>	\$0.00

---

[Return to Search Grants](#) | [View Grant History](#) | [View Sanction Data](#)

---

For IDIS Support only: Tue Sep 24, 2024 at 3:16

 Session Timeout

U.S. Department of Housing and Urban Development  
Office of Community Planning and Development  
Integrated Disbursement and Information System  
State of Arizona  
Performance and Evaluation Report  
For Grant Year 2010  
As of 09/24/2024  
Grant Number B10DC040001

## Part I: Financial Status

## A. Sources of State CDBG Funds

1)	State Allocation	\$13,252,771.00
2)	Program Income	
3)	Program income received in IDIS	\$0.00
3 a)	Program income received from Section 108 Projects (for SI type)	\$0.00
4)	Adjustment to compute total program income	\$0.00
5)	Total program income (sum of lines 3 and 4)	\$0.00
6)	Section 108 Loan Funds	\$0.00
7)	Total State CDBG Resources (sum of lines 1,5 and 6)	\$13,252,771.00

## B. State CDBG Resources by Use

8)	State Allocation	
9)	Obligated to recipients	\$13,120,243.00
10)	Adjustment to compute total obligated to recipients	\$0.00
11)	Total obligated to recipients (sum of lines 9 and 10)	\$13,120,243.00
12)	Set aside for State Administration	\$0.00
13)	Adjustment to compute total set aside for State Administration	\$0.00
14)	Total set aside for State Administration (sum of lines 12 and 13)	\$0.00
15)	Set aside for Technical Assistance	\$132,528.00
16)	Adjustment to compute total set aside for Technical Assistance	\$0.00
17)	Total set aside for Technical Assistance (sum of lines 15 and 16)	\$132,528.00
18)	State funds set aside for State Administration match	\$0.00

U.S. Department of Housing and Urban Development  
Office of Community Planning and Development  
Integrated Disbursement and Information System  
State of Arizona  
Performance and Evaluation Report  
For Grant Year 2010  
As of 09/24/2024  
Grant Number B10DC040001

19)	Program Income	
20)	Returned to the state and redistributed	
20 a)	Section 108 program income expended for the Section 108 repayment	
21)	Adjustment to compute total redistributed	\$0.00
22)	Total redistributed (sum of lines 20 and 21)	\$0.00
23)	Returned to the state and not yet redistributed	\$0.00
23 a)	Section 108 program income not yet disbursed	\$0.00
24)	Adjustment to compute total not yet redistributed	\$0.00
25)	Total not yet redistributed (sum of lines 23 and 24)	\$0.00
26)	Retained by recipients	\$0.00
27)	Adjustment to compute total retained	\$0.00
28)	Total retained (sum of lines 26 and 27)	\$0.00
C.	Expenditures of State CDBG Resources	
29)	Drawn for State Administration	\$0.00
30)	Adjustment to amount drawn for State Administration	\$0.00
31)	Total drawn for State Administration	\$0.00
32)	Drawn for Technical Assistance	\$132,528.00
33)	Adjustment to amount drawn for Technical Assistance	\$0.00
34)	Total drawn for Technical Assistance	\$132,528.00
35)	Drawn for Section 108 Repayments	\$0.00
36)	Adjustment to amount drawn for Section 108 Repayments	\$0.00
37)	Total drawn for Section 108 Repayments	\$0.00
38)	Drawn for all other activities	\$13,130,584.00
39)	Adjustment to amount drawn for all other activities	-\$10,341.00
40)	Total drawn for all other activities	\$13,120,243.00

U.S. Department of Housing and Urban Development  
Office of Community Planning and Development  
Integrated Disbursement and Information System  
State of Arizona  
Performance and Evaluation Report  
For Grant Year 2010  
As of 09/24/2024  
Grant Number B10DC040001

DATE: 09-24-24  
TIME: 18:11  
PAGE: 3

D.	Compliance with Public Service (PS) Cap	
41)	Disbursed in IDIS for PS	\$202,599.76
42)	Adjustment to compute total disbursed for PS	\$0.00
43)	Total disbursed for PS (sum of lines 41 and 42)	\$202,599.76
44)	Amount subject to PS cap	
45)	State Allocation (line 1)	\$13,252,771.00
46)	Program Income Received (line 5)	\$0.00
47)	Adjustment to compute total subject to PS cap	\$0.00
48)	Total subject to PS cap (sum of lines 45-47)	\$13,252,771.00
49)	Percent of funds disbursed to date for PS (line 43 / line 48)	1.53%
E.	Compliance with Planning and Administration (P/A) Cap	
50)	Disbursed in IDIS for P/A from all fund types - Combined	\$1,155,268.33
51)	Adjustment to compute total disbursed for P/A	\$0.00
52)	Total disbursed for P/A (sum of lines 50 and 51)	\$1,155,268.33
53)	Amount subject to Combined Expenditure P/A cap	
54)	State Allocation (line 1)	\$13,252,771.00
55)	Program Income Received (line 5)	\$0.00
56)	Adjustment to compute total subject to P/A cap	\$0.00
57)	Total subject to P/A cap (sum of lines 54-56)	\$13,252,771.00
58)	Percent of funds disbursed to date for P/A (line 52 / line 57) Combined Cap	8.72%
59)	Disbursed in IDIS for P/A from Annual Grant Only	\$1,147,933.33
60)	Amount subject the Annual Grant P/A cap	
61)	State Allocation	\$13,252,771.00
62)	Percent of funds disbursed to date for P/A (line 59 / line 61) Annual Grant Cap	8.66%

U.S. Department of Housing and Urban Development  
 Office of Community Planning and Development  
 Integrated Disbursement and Information System  
 State of Arizona  
 Performance and Evaluation Report  
 For Grant Year 2010  
 As of 09/24/2024  
 Grant Number B10DC040001

Part II: Compliance with Overall Low and Moderate Income Benefit

63) Period specified for benefit: grant years 2010 – 2010

64) Final PER for compliance with the overall benefit test: [ No ]

	Grant Year	2010	2011	Total
65) Benefit LMI persons and households (1)		11,040,741.58	8,393,707.20	19,434,448.78
66) Benefit LMI, 108 activities		0.00	0.00	0.00
67) Benefit LMI, other adjustments		0.00	0.00	0.00
68) Total, Benefit LMI (sum of lines 65-67)		11,040,741.58	8,393,707.20	19,434,448.78
69) Prevent/Eliminate Slum/Blight		934,574.09	1,359,462.06	2,294,036.15
70) Prevent Slum/Blight, 108 activities		0.00	0.00	0.00
71) Total, Prevent Slum/Blight (sum of lines 69 and 70)		934,574.09	1,359,462.06	2,294,036.15
72) Meet Urgent Community Development Needs		0.00	0.00	0.00
73) Meet Urgent Needs, 108 activities		0.00	0.00	0.00
74) Total, Meet Urgent Needs (sum of lines 72 and 73)		0.00	0.00	0.00
75) Acquisition, New Construction, Rehab/Special Areas noncountable		0.00	0.00	0.00
76) Total disbursements subject to overall LMI benefit (sum of lines 68, 71, 74, and 75)		11,975,315.67	9,753,169.26	21,728,484.93
77) Low and moderate income benefit (line 68 / line 76)		0.92	0.86	0.89
78) Other Disbursements		1.00	1.00	2.00
79) State Administration		0.00	0.00	0.00
80) Technical Assistance		132,528.00	111,092.00	243,620.00
81) Local Administration		1,155,268.33	1,244,983.74	2,400,252.07
82) Section 108 repayments		0.00	0.00	0.00

# Community Development Systems Integrated Disbursement & Information System (IDIS)



**User:** B55374  
**Role:** Grantee  
**Organization:** ARIZONA

- Switch Profile
- Logout

- Plans/Projects/Activities
- Funding/Drawdown 1
- Grant 1**
- Grantee/PJ
- Admin
- Reports

You have **3 CDBG** and **2 HOME** activities that have been flagged. Click on the number to go to the review page.

**Grant**

- Search
- HESG Review
- HOPWA Review

## Grant

### Search Grants

**Subfund**

- Add
- Search

**Search Criteria**

**Program:** CDBG

**State/Territory:** AZ

**Grant Year: (tip)** 2010

**Grant #: (tip)**

|

**Subgrant**

- Add
- Search

**Subfund Program Income**

- Add
- Search

Results Page 1 of 1

Program	Grant Year	Grant #	Current Authorized Amount	Grant Status	Net Drawn Amount	IDIS Grant Balance	Action
CDBG	2010	B-10-DC-04-0001	\$13,252,771.00	Active	\$13,252,771.00	\$0.00	<a href="#">View</a>

**Subgrant Program Income**

- Add
- Search

**Utilities**

- Home
- Data Downloads
- Print Page
- Help

**Links**

- Contact Support
- Rules of Behavior
- CPD Home
- HUD Home

For IDIS Support only: Tue Sep 24, 2024 at 3:16

Session Timeout

Community Development Systems  
Integrated Disbursement & Information System (IDIS)



**User:** B55374  
**Role:** Grantee  
**Organization:** ARIZONA

- Switch Profile
- Logout

Plans/Projects/Activities Funding/Drawdown **Grant** Grantee/PJ Admin Reports

You have **3 CDBG** and **2 HOME** activities that have been flagged. Click on the number to go to the review page.

**Grant**

**Grant**

- Search
- HESG Review
- HOPWA Review

**View Grant**

[Return to Search Grants](#) | [View Grant History](#) | [View Sanction Data](#)

**Subfund**

- Add
- Search

**Grantee/PJ Name:** (tip)  
ARIZONA

**Grant Status:** (tip)  
Active

**Subgrant**

- Add
- Search

**Program:** (tip)  
CDBG

**Grant Blocked:** (tip)  
No

**Subfund Program Income**

- Add
- Search

**Grant Year:** (tip)  
2010

**Award Date:** (tip)  
08/19/2010

**Subgrant Program Income**

- Add
- Search

**Grant #:** (tip)  
B-10-DC-04-0001

**Grantee Organizational DUNS #:** (tip)  
08-670-4488

**Administering Organization:** (tip)  
ARIZONA

**Payee EIN/TIN#:** (tip)  
86-6004791

**Utilities**

- Home
- Data Downloads
- Print Page
- Help

**Grant Amounts**

[View Subfunds](#)

	<b>Amount</b>
<b>Original Allocation Amount</b>	\$13,252,771.00
<b>Current Authorized Amount</b>	\$13,252,771.00
<b>Formula Grant Amount</b>	\$13,252,771.00
<b>(Grant) Reduction Amount (-)</b>	\$0.00
<b>De-obligated Amount (-)</b>	\$0.00
<b>Reallocation Amount</b>	\$0.00
<b>Net Drawn Amount</b>	\$13,252,771.00
<b>Drawn Amount (+)</b>	\$13,252,771.00
<b>Drawdown Pending Amount (+)</b>	\$0.00
<b>Returned Amount (+)</b>	\$0.00

**Links**

- Contact Support
- Rules of Behavior
- CPD Home
- HUD Home


<b>IDIS Draw Balance</b>	\$0.00
<b>LOCCS Draw Balance</b>	\$0.00
<b>Subfunded Amount</b>	\$132,528.00
<b>EN Funds (Authorized Amt minus Subfunded Amt)</b>	\$13,120,243.00
<b>Amount Committed to Activities</b>	\$13,252,771.00
<b>Amount Available to Commit to Activities</b>	\$0.00
<b>Amount Available to Draw</b>	\$0.00

---

[Return to Search Grants](#) | [View Grant History](#) | [View Sanction Data](#)

---

For IDIS Support only: Tue Sep 24, 2024 at 3:16

 Session Timeout



U.S. Department of Housing and Urban Development  
Office of Community Planning and Development  
Integrated Disbursement and Information System  
State of Arizona  
Performance and Evaluation Report  
For Grant Year 2011  
As of 09/24/2024  
Grant Number B11DC040001

## Part I: Financial Status

## A. Sources of State CDBG Funds

1)	State Allocation	\$11,109,245.00
2)	Program Income	
3)	Program income received in IDIS	\$10,341.00
3 a)	Program income received from Section 108 Projects (for SI type)	\$0.00
4)	Adjustment to compute total program income	\$0.00
5)	Total program income (sum of lines 3 and 4)	\$10,341.00
6)	Section 108 Loan Funds	\$0.00
7)	Total State CDBG Resources (sum of lines 1,5 and 6)	\$11,119,586.00

## B. State CDBG Resources by Use

8)	State Allocation	
9)	Obligated to recipients	\$10,998,153.00
10)	Adjustment to compute total obligated to recipients	\$0.00
11)	Total obligated to recipients (sum of lines 9 and 10)	\$10,998,153.00
12)	Set aside for State Administration	\$0.00
13)	Adjustment to compute total set aside for State Administration	\$0.00
14)	Total set aside for State Administration (sum of lines 12 and 13)	\$0.00
15)	Set aside for Technical Assistance	\$111,092.00
16)	Adjustment to compute total set aside for Technical Assistance	\$0.00
17)	Total set aside for Technical Assistance (sum of lines 15 and 16)	\$111,092.00
18)	State funds set aside for State Administration match	\$0.00

U.S. Department of Housing and Urban Development  
Office of Community Planning and Development  
Integrated Disbursement and Information System  
State of Arizona  
Performance and Evaluation Report  
For Grant Year 2011  
As of 09/24/2024  
Grant Number B11DC040001

DATE: 09-24-24  
TIME: 18:16  
PAGE: 2

19)	Program Income	
20)	Returned to the state and redistributed	
20 a)	Section 108 program income expended for the Section 108 repayment	
21)	Adjustment to compute total redistributed	\$0.00
22)	Total redistributed (sum of lines 20 and 21)	\$0.00
23)	Returned to the state and not yet redistributed	\$0.00
23 a)	Section 108 program income not yet disbursed	\$0.00
24)	Adjustment to compute total not yet redistributed	\$0.00
25)	Total not yet redistributed (sum of lines 23 and 24)	\$0.00
26)	Retained by recipients	\$10,341.00
27)	Adjustment to compute total retained	\$0.00
28)	Total retained (sum of lines 26 and 27)	\$10,341.00
C.	Expenditures of State CDBG Resources	
29)	Drawn for State Administration	\$0.00
30)	Adjustment to amount drawn for State Administration	\$0.00
31)	Total drawn for State Administration	\$0.00
32)	Drawn for Technical Assistance	\$111,092.00
33)	Adjustment to amount drawn for Technical Assistance	\$0.00
34)	Total drawn for Technical Assistance	\$111,092.00
35)	Drawn for Section 108 Repayments	\$0.00
36)	Adjustment to amount drawn for Section 108 Repayments	\$0.00
37)	Total drawn for Section 108 Repayments	\$0.00
38)	Drawn for all other activities	\$10,998,153.00
39)	Adjustment to amount drawn for all other activities	\$0.00
40)	Total drawn for all other activities	\$10,998,153.00

U.S. Department of Housing and Urban Development  
Office of Community Planning and Development  
Integrated Disbursement and Information System  
State of Arizona  
Performance and Evaluation Report  
For Grant Year 2011  
As of 09/24/2024  
Grant Number B11DC040001

DATE: 09-24-24  
TIME: 18:16  
PAGE: 3

D. Compliance with Public Service (PS) Cap		
41)	Disbursed in IDIS for PS	\$0.00
42)	Adjustment to compute total disbursed for PS	\$0.00
43)	Total disbursed for PS (sum of lines 41 and 42)	\$0.00
44)	Amount subject to PS cap	
45)	State Allocation (line 1)	\$11,109,245.00
46)	Program Income Received (line 5)	\$10,341.00
47)	Adjustment to compute total subject to PS cap	\$0.00
48)	Total subject to PS cap (sum of lines 45-47)	\$11,119,586.00
49)	Percent of funds disbursed to date for PS (line 43 / line 48)	0.00%
E. Compliance with Planning and Administration (P/A) Cap		
50)	Disbursed in IDIS for P/A from all fund types - Combined	\$1,244,983.74
51)	Adjustment to compute total disbursed for P/A	\$0.00
52)	Total disbursed for P/A (sum of lines 50 and 51)	\$1,244,983.74
53)	Amount subject to Combined Expenditure P/A cap	
54)	State Allocation (line 1)	\$11,109,245.00
55)	Program Income Received (line 5)	\$10,341.00
56)	Adjustment to compute total subject to P/A cap	\$0.00
57)	Total subject to P/A cap (sum of lines 54-56)	\$11,119,586.00
58)	Percent of funds disbursed to date for P/A (line 52 / line 57) Combined Cap	11.20%
59)	Disbursed in IDIS for P/A from Annual Grant Only	\$1,244,983.74
60)	Amount subject the Annual Grant P/A cap	
61)	State Allocation	\$11,109,245.00
62)	Percent of funds disbursed to date for P/A (line 59 / line 61) Annual Grant Cap	11.21%

U.S. Department of Housing and Urban Development  
 Office of Community Planning and Development  
 Integrated Disbursement and Information System  
 State of Arizona  
 Performance and Evaluation Report  
 For Grant Year 2011  
 As of 09/24/2024  
 Grant Number B11DC040001

Part II: Compliance with Overall Low and Moderate Income Benefit

63) Period specified for benefit: grant years 2011 – 2011

64) Final PER for compliance with the overall benefit test: [ No ]

	Grant Year	2011	2012	Total
65) Benefit LMI persons and households (1)		8,393,707.20	7,643,731.44	16,037,438.64
66) Benefit LMI, 108 activities		0.00	0.00	0.00
67) Benefit LMI, other adjustments		0.00	0.00	0.00
68) Total, Benefit LMI (sum of lines 65-67)		8,393,707.20	7,643,731.44	16,037,438.64
69) Prevent/Eliminate Slum/Blight		1,359,462.06	231,221.53	1,590,683.59
70) Prevent Slum/Blight, 108 activities		0.00	0.00	0.00
71) Total, Prevent Slum/Blight (sum of lines 69 and 70)		1,359,462.06	231,221.53	1,590,683.59
72) Meet Urgent Community Development Needs		0.00	0.00	0.00
73) Meet Urgent Needs, 108 activities		0.00	0.00	0.00
74) Total, Meet Urgent Needs (sum of lines 72 and 73)		0.00	0.00	0.00
75) Acquisition, New Construction, Rehab/Special Areas noncountable		0.00	0.00	0.00
76) Total disbursements subject to overall LMI benefit (sum of lines 68, 71, 74, and 75)		9,753,169.26	7,874,952.97	17,628,122.23
77) Low and moderate income benefit (line 68 / line 76)		0.86	0.97	0.91
78) Other Disbursements		1.00	1.00	2.00
79) State Administration		0.00	0.00	0.00
80) Technical Assistance		111,092.00	79,081.00	190,173.00
81) Local Administration		1,244,983.74	944,029.03	2,189,012.77
82) Section 108 repayments		0.00	0.00	0.00

# Community Development Systems Integrated Disbursement & Information System (IDIS)



**User:** B55374  
**Role:** Grantee  
**Organization:** ARIZONA

- Switch Profile
- Logout

- Plans/Projects/Activities
- Funding/Drawdown 1
- Grant 1**
- Grantee/PJ
- Admin
- Reports

You have **3 CDBG** and **2 HOME** activities that have been flagged. Click on the number to go to the review page.

**Grant**

- Search
- HESG Review
- HOPWA Review

## Grant

### Search Grants

**Subfund**

- Add
- Search

**Search Criteria**

**Program:** CDBG

**State/Territory:** AZ

**Grant Year: (tip)** 2011

**Grant #: (tip)**

|

**Subgrant**

- Add
- Search

**Subfund Program Income**

- Add
- Search

Results Page 1 of 1

Program	Grant Year	Grant #	Current Authorized Amount	Grant Status	Net Drawn Amount	IDIS Grant Balance	Action
CDBG	2011	B-11-DC-04-0001	\$11,109,245.00	Active	\$11,109,245.00	\$0.00	<a href="#">View</a>

**Subgrant Program Income**

- Add
- Search

**Utilities**

- Home
- Data Downloads
- Print Page
- Help

**Links**

- Contact Support
- Rules of Behavior
- CPD Home
- HUD Home

For IDIS Support only: Tue Sep 24, 2024 at 3:16

Session Timeout

Community Development Systems  
Integrated Disbursement & Information System (IDIS)



**User:** B55374  
**Role:** Grantee  
**Organization:** ARIZONA

- Switch Profile
- Logout

Plans/Projects/Activities Funding/Drawdown **Grant** Grantee/PJ Admin Reports

You have **3 CDBG** and **2 HOME** activities that have been flagged. Click on the number to go to the review page.

**Grant**

**Grant**

- Search
- HESG Review
- HOPWA Review

**View Grant**

[Return to Search Grants](#) | [View Grant History](#) | [View Sanction Data](#)

**Subfund**

- Add
- Search

**Grantee/PJ Name:** (tip)

ARIZONA

**Grant Status:** (tip)

Active

**Subgrant**

- Add
- Search

**Program:** (tip)

CDBG

**Grant Blocked:** (tip)

No

**Subfund Program Income**

- Add
- Search

**Grant Year:** (tip)

2011

**Award Date:** (tip)

09/13/2011

**Subgrant Program Income**

- Add
- Search

**Grant #:** (tip)

B-11-DC-04-0001

**Grantee Organizational DUNS #:** (tip)

08-670-4488

**Administering Organization:** (tip)

ARIZONA

**Payee EIN/TIN#:** (tip)

86-6004791

**Utilities**

- Home
- Data Downloads
- Print Page
- Help

**Grant Amounts**

[View Subfunds](#)

	<b>Amount</b>
<b>Original Allocation Amount</b>	\$11,109,245.00
<b>Current Authorized Amount</b>	\$11,109,245.00
<b>Formula Grant Amount</b>	\$11,109,245.00
<b>(Grant) Reduction Amount (-)</b>	\$0.00
<b>De-obligated Amount (-)</b>	\$0.00
<b>Reallocation Amount</b>	\$0.00
<b>Net Drawn Amount</b>	\$11,109,245.00
<b>Drawn Amount (+)</b>	\$11,109,245.00
<b>Drawdown Pending Amount (+)</b>	\$0.00
<b>Returned Amount (+)</b>	\$0.00

**Links**

- Contact Support
- Rules of Behavior
- CPD Home
- HUD Home


<b>IDIS Draw Balance</b>	\$0.00
<b>LOCCS Draw Balance</b>	\$0.00
<b>Subfunded Amount</b>	\$111,092.00
<b>EN Funds (Authorized Amt minus Subfunded Amt)</b>	\$10,998,153.00
<b>Amount Committed to Activities</b>	\$11,109,245.00
<b>Amount Available to Commit to Activities</b>	\$0.00
<b>Amount Available to Draw</b>	\$0.00

---

[Return to Search Grants](#) | [View Grant History](#) | [View Sanction Data](#)

---

For IDIS Support only: Wed Sep 25, 2024 at 3:16

 Session Timeout

U.S. Department of Housing and Urban Development  
Office of Community Planning and Development  
Integrated Disbursement and Information System  
State of Arizona  
Performance and Evaluation Report  
For Grant Year 2012  
As of 09/24/2024  
Grant Number B12DC040001

DATE: 09-24-24  
TIME: 17:14  
PAGE: 1

## Part I: Financial Status

## A. Sources of State CDBG Funds

1)	State Allocation	\$8,908,063.00
2)	Program Income	
3)	Program income received in IDIS	\$0.00
3 a)	Program income received from Section 108 Projects (for SI type)	\$0.00
4)	Adjustment to compute total program income	\$0.00
5)	Total program income (sum of lines 3 and 4)	\$0.00
6)	Section 108 Loan Funds	\$0.00
7)	Total State CDBG Resources (sum of lines 1,5 and 6)	\$8,908,063.00

## B. State CDBG Resources by Use

8)	State Allocation	
9)	Obligated to recipients	\$8,818,982.00
10)	Adjustment to compute total obligated to recipients	\$5,000.00
11)	Total obligated to recipients (sum of lines 9 and 10)	\$8,823,982.00
12)	Set aside for State Administration	\$0.00
13)	Adjustment to compute total set aside for State Administration	\$0.00
14)	Total set aside for State Administration (sum of lines 12 and 13)	\$0.00
15)	Set aside for Technical Assistance	\$79,081.00
16)	Adjustment to compute total set aside for Technical Assistance	\$5,000.00
17)	Total set aside for Technical Assistance (sum of lines 15 and 16)	\$84,081.00
18)	State funds set aside for State Administration match	\$0.00



U.S. Department of Housing and Urban Development  
 Office of Community Planning and Development  
 Integrated Disbursement and Information System  
 State of Arizona  
 Performance and Evaluation Report  
 For Grant Year 2012  
 As of 09/24/2024  
 Grant Number B12DC040001

19)	Program Income	
20)	Returned to the state and redistributed	
20 a)	Section 108 program income expended for the Section 108 repayment	
21)	Adjustment to compute total redistributed	\$0.00
22)	Total redistributed (sum of lines 20 and 21)	\$0.00
23)	Returned to the state and not yet redistributed	\$0.00
23 a)	Section 108 program income not yet disbursed	\$0.00
24)	Adjustment to compute total not yet redistributed	\$0.00
25)	Total not yet redistributed (sum of lines 23 and 24)	\$0.00
26)	Retained by recipients	\$0.00
27)	Adjustment to compute total retained	\$0.00
28)	Total retained (sum of lines 26 and 27)	\$0.00
C.	Expenditures of State CDBG Resources	
29)	Drawn for State Administration	\$0.00
30)	Adjustment to amount drawn for State Administration	\$0.00
31)	Total drawn for State Administration	\$0.00
32)	Drawn for Technical Assistance	\$79,081.00
33)	Adjustment to amount drawn for Technical Assistance	\$5,000.00
34)	Total drawn for Technical Assistance	\$84,081.00
		<i>-\$5,000.00</i>
35)	Drawn for Section 108 Repayments	\$0.00
36)	Adjustment to amount drawn for Section 108 Repayments	\$0.00
37)	Total drawn for Section 108 Repayments	\$0.00
38)	Drawn for all other activities	\$8,818,982.00
39)	Adjustment to amount drawn for all other activities	\$5,000.00
40)	Total drawn for all other activities	\$8,823,982.00

U.S. Department of Housing and Urban Development  
 Office of Community Planning and Development  
 Integrated Disbursement and Information System  
 State of Arizona  
 Performance and Evaluation Report  
 For Grant Year 2012  
 As of 09/24/2024  
 Grant Number B12DC040001

DATE: 09-24-24  
 TIME: 17:14  
 PAGE: 3

D. Compliance with Public Service (PS) Cap		
41)	Disbursed in IDIS for PS	\$235,833.00
42)	Adjustment to compute total disbursed for PS	\$0.00
43)	Total disbursed for PS (sum of lines 41 and 42)	\$235,833.00
44)	Amount subject to PS cap	
45)	State Allocation (line 1)	\$8,908,063.00
46)	Program Income Received (line 5)	\$0.00
47)	Adjustment to compute total subject to PS cap	\$0.00
48)	Total subject to PS cap (sum of lines 45-47)	\$8,908,063.00
49)	Percent of funds disbursed to date for PS (line 43 / line 48)	2.65%
E. Compliance with Planning and Administration (P/A) Cap		
50)	Disbursed in IDIS for P/A from all fund types - Combined	\$944,029.03
51)	Adjustment to compute total disbursed for P/A	\$0.00
52)	Total disbursed for P/A (sum of lines 50 and 51)	\$944,029.03
53)	Amount subject to Combined Expenditure P/A cap	
54)	State Allocation (line 1)	\$8,908,063.00
55)	Program Income Received (line 5)	\$0.00
56)	Adjustment to compute total subject to P/A cap	\$0.00
57)	Total subject to P/A cap (sum of lines 54-56)	\$8,908,063.00
58)	Percent of funds disbursed to date for P/A (line 52 / line 57) Combined Cap	10.60%
59)	Disbursed in IDIS for P/A from Annual Grant Only	\$944,029.03
60)	Amount subject the Annual Grant P/A cap	
61)	State Allocation	\$8,908,063.00
62)	Percent of funds disbursed to date for P/A (line 59 / line 61) Annual Grant Cap	10.60%

U.S. Department of Housing and Urban Development  
 Office of Community Planning and Development  
 Integrated Disbursement and Information System  
 State of Arizona  
 Performance and Evaluation Report  
 For Grant Year 2012  
 As of 09/24/2024  
 Grant Number B12DC040001

Part II: Compliance with Overall Low and Moderate Income Benefit

63) Period specified for benefit: grant years 2012 – 2012

64) Final PER for compliance with the overall benefit test: [ No ]

	Grant Year	2012	2013	Total
65) Benefit LMI persons and households (1)		7,643,731.44	7,512,367.05	15,156,098.49
66) Benefit LMI, 108 activities		0.00	0.00	0.00
67) Benefit LMI, other adjustments		0.00	0.00	0.00
68) Total, Benefit LMI (sum of lines 65-67)		7,643,731.44	7,512,367.05	15,156,098.49
69) Prevent/Eliminate Slum/Blight		231,221.53	413,215.91	644,437.44
70) Prevent Slum/Blight, 108 activities		0.00	0.00	0.00
71) Total, Prevent Slum/Blight (sum of lines 69 and 70)		231,221.53	413,215.91	644,437.44
72) Meet Urgent Community Development Needs		0.00	0.00	0.00
73) Meet Urgent Needs, 108 activities		0.00	0.00	0.00
74) Total, Meet Urgent Needs (sum of lines 72 and 73)		0.00	0.00	0.00
75) Acquisition, New Construction, Rehab/Special Areas noncountable		0.00	2,621.80	2,621.80
76) Total disbursements subject to overall LMI benefit (sum of lines 68, 71, 74, and 75)		7,874,952.97	7,928,204.76	15,803,157.73
77) Low and moderate income benefit (line 68 / line 76)		0.97	0.95	0.96
78) Other Disbursements		1.00	1.00	2.00
79) State Administration		0.00	291,200.77	291,200.77
80) Technical Assistance		79,081.00	95,601.00	174,682.00
81) Local Administration		944,029.03	1,221,810.84	2,165,839.87
82) Section 108 repayments		0.00	0.00	0.00

# Community Development Systems Integrated Disbursement & Information System (IDIS)



**User:** B55374  
**Role:** Grantee  
**Organization:** ARIZONA

- Switch Profile
- Logout

Plans/Projects/Activities Funding/Drawdown **Grant** Grantee/PJ Admin Reports

You have **3 CDBG** and **2 HOME** activities that have been flagged. Click on the number to go to the review page.

## Grant

**Grant**  
- Search  
- HESG Review  
- HOPWA Review

**Subfund**  
- Add  
- Search

**Subgrant**  
- Add  
- Search

**Subfund Program Income**  
- Add  
- Search

**Subgrant Program Income**  
- Add  
- Search

**Utilities**  
- Home  
- Data Downloads  
- Print Page  
- Help

**Links**  
- Contact Support  
- Rules of Behavior  
- CPD Home  
- HUD Home

## Search Grants

### Search Criteria

**Program:** CDBG **State/Territory:** AZ **Grant Year:** (tip) 2012

**Grant #:** (tip)

Search | Reset

## Results Page 1 of 1

Program	Grant Year	Grant #	Current Authorized Amount	Grant Status	Net Drawn Amount	IDIS Grant Balance	Action
CDBG	2012	B-12-DC-04-0001	\$8,908,063.00	Active	\$8,908,063.00	\$0.00	View

For IDIS Support only: Tue Sep 24, 2024 at 3:16

Session Timeout

Community Development Systems  
Integrated Disbursement & Information System (IDIS)



**User:** B54084  
**Role:** Grantee  
**Organization:** ARIZONA

- Switch Profile
- Logout

Plans/Projects/Activities Funding/Drawdown **Grant** Grantee/PJ Admin Reports

You have **3 CDBG** and **2 HOME** activities that have been flagged. Click on the number to go to the review page.

**Grant**

**Grant**

- Search
- HESG Review
- HOPWA Review

**View Grant**

[Return to Search Grants](#) | [View Grant History](#) | [View Sanction Data](#)

**Subfund**

- Add
- Search

**Grantee/PJ Name:** (tip)  
ARIZONA

**Grant Status:** (tip)  
Active

**Subgrant**

- Add
- Search

**Program:** (tip)  
CDBG

**Grant Blocked:** (tip)  
No

**Subfund Program Income**

- Add
- Search

**Grant Year:** (tip)  
2012

**Award Date:** (tip)  
07/23/2012

**Subgrant Program Income**

- Add
- Search

**Grant #:** (tip)  
B-12-DC-04-0001

**Grantee Organizational DUNS #:** (tip)  
08-670-4488

**Administering Organization:** (tip)  
ARIZONA

**Payee EIN/TIN#:** (tip)  
86-6004791

**Utilities**

- Home
- Data Downloads
- Print Page
- Help

**Grant Amounts**

[View Subfunds](#)

	<b>Amount</b>
<b>Original Allocation Amount</b>	\$8,908,063.00
<b>Current Authorized Amount</b>	\$8,908,063.00
<b>Formula Grant Amount</b>	\$8,908,063.00
<b>(Grant) Reduction Amount (-)</b>	\$0.00
<b>De-obligated Amount (-)</b>	\$0.00
<b>Reallocation Amount</b>	\$0.00
<b>Net Drawn Amount</b>	\$8,908,063.00
<b>Drawn Amount (+)</b>	\$8,908,063.00
<b>Drawdown Pending Amount (+)</b>	\$0.00
<b>Returned Amount (+)</b>	\$0.00

**Links**

- Contact Support
- Rules of Behavior
- CPD Home
- HUD Home


<b>IDIS Draw Balance</b>	\$0.00
<b>LOCCS Draw Balance</b>	\$0.00
<b>Subfunded Amount</b>	\$84,081.00
<b>EN Funds (Authorized Amt minus Subfunded Amt)</b>	\$8,823,982.00
<b>Amount Committed to Activities</b>	\$8,908,063.00
<b>Amount Available to Commit to Activities</b>	\$0.00
<b>Amount Available to Draw</b>	\$0.00

---

[Return to Search Grants](#) | [View Grant History](#) | [View Sanction Data](#)

---

For IDIS Support only: Tue Sep 24, 2024 at 3:16

 Session Timeout

U.S. Department of Housing and Urban Development  
Office of Community Planning and Development  
Integrated Disbursement and Information System  
State of Arizona  
Performance and Evaluation Report  
For Grant Year 2013  
As of 09/24/2024  
Grant Number B13DC040001

DATE: 09-24-24  
TIME: 18:24  
PAGE: 1

## Part I: Financial Status

## A. Sources of State CDBG Funds

1)	State Allocation	\$9,560,059.00
2)	Program Income	
3)	Program income received in IDIS	\$0.00
3 a)	Program income received from Section 108 Projects (for SI type)	\$0.00
4)	Adjustment to compute total program income	\$0.00
5)	Total program income (sum of lines 3 and 4)	\$0.00
6)	Section 108 Loan Funds	\$0.00
7)	Total State CDBG Resources (sum of lines 1,5 and 6)	\$9,560,059.00

## B. State CDBG Resources by Use

8)	State Allocation	
9)	Obligated to recipients	\$9,147,393.80
10)	Adjustment to compute total obligated to recipients	\$25,863.43
11)	Total obligated to recipients (sum of lines 9 and 10)	\$9,173,257.23
12)	Set aside for State Administration	\$291,200.77
13)	Adjustment to compute total set aside for State Administration	\$0.00
14)	Total set aside for State Administration (sum of lines 12 and 13)	\$291,200.77
15)	Set aside for Technical Assistance	\$95,601.00
16)	Adjustment to compute total set aside for Technical Assistance	\$0.00
17)	Total set aside for Technical Assistance (sum of lines 15 and 16)	<b>\$95,601.00</b>
18)	State funds set aside for State Administration match	\$0.00

U.S. Department of Housing and Urban Development  
Office of Community Planning and Development  
Integrated Disbursement and Information System  
State of Arizona  
Performance and Evaluation Report  
For Grant Year 2013  
As of 09/24/2024  
Grant Number B13DC040001

DATE: 09-24-24  
TIME: 18:24  
PAGE: 2

19)	Program Income	
20)	Returned to the state and redistributed	
20 a)	Section 108 program income expended for the Section 108 repayment	
21)	Adjustment to compute total redistributed	\$0.00
22)	Total redistributed (sum of lines 20 and 21)	\$0.00
23)	Returned to the state and not yet redistributed	\$0.00
23 a)	Section 108 program income not yet disbursed	\$0.00
24)	Adjustment to compute total not yet redistributed	\$0.00
25)	Total not yet redistributed (sum of lines 23 and 24)	\$0.00
26)	Retained by recipients	\$0.00
27)	Adjustment to compute total retained	\$0.00
28)	Total retained (sum of lines 26 and 27)	\$0.00
C.	Expenditures of State CDBG Resources	
29)	Drawn for State Administration	\$291,200.77
30)	Adjustment to amount drawn for State Administration	\$0.00
31)	Total drawn for State Administration	\$291,200.77
32)	Drawn for Technical Assistance	\$95,601.00
33)	Adjustment to amount drawn for Technical Assistance	\$0.00
34)	Total drawn for Technical Assistance	\$95,601.00
35)	Drawn for Section 108 Repayments	\$0.00
36)	Adjustment to amount drawn for Section 108 Repayments	\$0.00
37)	Total drawn for Section 108 Repayments	\$0.00
38)	Drawn for all other activities	\$9,147,393.80
39)	Adjustment to amount drawn for all other activities	\$25,863.43
40)	Total drawn for all other activities	\$9,173,257.23



U.S. Department of Housing and Urban Development  
 Office of Community Planning and Development  
 Integrated Disbursement and Information System  
 State of Arizona  
 Performance and Evaluation Report  
 For Grant Year 2013  
 As of 09/24/2024  
 Grant Number B13DC040001

D.	Compliance with Public Service (PS) Cap	
41)	Disbursed in IDIS for PS	\$141,302.22
42)	Adjustment to compute total disbursed for PS	\$0.00
43)	Total disbursed for PS (sum of lines 41 and 42)	\$141,302.22
44)	Amount subject to PS cap	
45)	State Allocation (line 1)	\$9,560,059.00
46)	Program Income Received (line 5)	\$0.00
47)	Adjustment to compute total subject to PS cap	\$0.00
48)	Total subject to PS cap (sum of lines 45-47)	\$9,560,059.00
49)	Percent of funds disbursed to date for PS (line 43 / line 48)	1.48%
E.	Compliance with Planning and Administration (P/A) Cap	
50)	Disbursed in IDIS for P/A from all fund types - Combined	\$1,513,011.61
51)	Adjustment to compute total disbursed for P/A	\$0.00
52)	Total disbursed for P/A (sum of lines 50 and 51)	\$1,513,011.61
53)	Amount subject to Combined Expenditure P/A cap	
54)	State Allocation (line 1)	\$9,560,059.00
55)	Program Income Received (line 5)	\$0.00
56)	Adjustment to compute total subject to P/A cap	\$0.00
57)	Total subject to P/A cap (sum of lines 54-56)	\$9,560,059.00
58)	Percent of funds disbursed to date for P/A (line 52 / line 57) Combined Cap	15.83%
59)	Disbursed in IDIS for P/A from Annual Grant Only	\$1,221,810.84
60)	Amount subject the Annual Grant P/A cap	
61)	State Allocation	\$9,560,059.00
62)	Percent of funds disbursed to date for P/A (line 59 / line 61) Annual Grant Cap	12.78%

U.S. Department of Housing and Urban Development  
 Office of Community Planning and Development  
 Integrated Disbursement and Information System  
 State of Arizona  
 Performance and Evaluation Report  
 For Grant Year 2013  
 As of 09/24/2024  
 Grant Number B13DC040001

Part II: Compliance with Overall Low and Moderate Income Benefit

63) Period specified for benefit: grant years 2013 – 2013

64) Final PER for compliance with the overall benefit test: [ No ]

	Grant Year	2013	2014	Total
65) Benefit LMI persons and households (1)		7,512,367.05	7,642,245.83	15,154,612.88
66) Benefit LMI, 108 activities		0.00	0.00	0.00
67) Benefit LMI, other adjustments		0.00	0.00	0.00
68) Total, Benefit LMI (sum of lines 65-67)		7,512,367.05	7,642,245.83	15,154,612.88
69) Prevent/Eliminate Slum/Blight		413,215.91	179,388.83	592,604.74
70) Prevent Slum/Blight, 108 activities		0.00	0.00	0.00
71) Total, Prevent Slum/Blight (sum of lines 69 and 70)		413,215.91	179,388.83	592,604.74
72) Meet Urgent Community Development Needs		0.00	0.00	0.00
73) Meet Urgent Needs, 108 activities		0.00	0.00	0.00
74) Total, Meet Urgent Needs (sum of lines 72 and 73)		0.00	0.00	0.00
75) Acquisition, New Construction, Rehab/Special Areas noncountable		5,243.60	72,042.18	77,285.78
76) Total disbursements subject to overall LMI benefit (sum of lines 68, 71, 74, and 75)		7,930,826.56	7,893,676.84	15,824,503.40
77) Low and moderate income benefit (line 68 / line 76)		0.95	0.97	0.96
78) Other Disbursements		1.00	1.00	2.00
79) State Administration		291,200.77	282,938.56	574,139.33
80) Technical Assistance		95,601.00	91,470.00	187,071.00
81) Local Administration		1,221,810.84	951,167.10	2,172,977.94
82) Section 108 repayments		0.00	0.00	0.00

# Community Development Systems Integrated Disbursement & Information System (IDIS)



**User:** B55374  
**Role:** Grantee  
**Organization:** ARIZONA

- Switch Profile
- Logout

Plans/Projects/Activities Funding/Drawdown **Grant** 1 Grantee/PJ 1 Admin Reports

You have **3 CDBG** and **2 HOME** activities that have been flagged. Click on the number to go to the review page.

## Grant

**Grant**  
- Search  
- HESG Review  
- HOPWA Review

**Subfund**  
- Add  
- Search

**Subgrant**  
- Add  
- Search

**Subfund Program Income**  
- Add  
- Search

**Subgrant Program Income**  
- Add  
- Search

**Utilities**  
- Home  
- Data Downloads  
- Print Page  
- Help

**Links**  
- Contact Support  
- Rules of Behavior  
- CPD Home  
- HUD Home

## Search Grants

### Search Criteria

**Program:** CDBG **State/Territory:** AZ **Grant Year: (tip)** 2013

**Grant #: (tip)**

Search | Reset

## Results Page 1 of 1

Program	Grant Year	Grant #	Current Authorized Amount	Grant Status	Net Drawn Amount	IDIS Grant Balance	Action
CDBG	2013	B-13-DC-04-0001	\$9,560,059.00	Active	\$9,560,059.00	\$0.00	View

For IDIS Support only: Tue Sep 24, 2024 at 3:16

Session Timeout

Community Development Systems  
Integrated Disbursement & Information System (IDIS)



**User:** B55374  
**Role:** Grantee  
**Organization:** ARIZONA

- Switch Profile
- Logout

Plans/Projects/Activities Funding/Drawdown **Grant** **Grantee/PJ** Admin Reports

You have **3 CDBG** and **2 HOME** activities that have been flagged. Click on the number to go to the review page.

**Grant**

- Search
- HESG Review
- HOPWA Review

**Grant**

**View Grant**

[Return to Search Grants](#) | [View Grant History](#) | [View Sanction Data](#)

**Subfund**

- Add
- Search

**Grantee/PJ Name:** (tip)  
ARIZONA

**Grant Status:** (tip)  
Active

**Subgrant**

- Add
- Search

**Program:** (tip)  
CDBG

**Grant Blocked:** (tip)  
No

**Subfund Program Income**

- Add
- Search

**Grant Year:** (tip)  
2015

**Award Date:** (tip)  
07/28/2015

**Subgrant Program Income**

- Add
- Search

**Grant #:** (tip)  
B-15-DC-04-0001

**Grantee Organizational DUNS #:** (tip)  
08-670-4488

**Administering Organization:** (tip)  
ARIZONA

**Payee EIN/TIN#:** (tip)  
86-6004791

**Utilities**

- Home
- Data Downloads
- Print Page
- Help

**Grant Amounts** [View Subfunds](#)

	<b>Amount</b>
<b>Original Allocation Amount</b>	\$10,127,360.00
<b>Current Authorized Amount</b>	\$10,127,360.00
<b>Formula Grant Amount</b>	\$10,127,360.00
<b>(Grant) Reduction Amount (-)</b>	\$0.00
<b>De-obligated Amount (-)</b>	\$0.00
<b>Reallocation Amount</b>	\$0.00
<b>Net Drawn Amount</b>	\$10,127,360.00
<b>Drawn Amount (+)</b>	\$10,127,360.00
<b>Drawdown Pending Amount (+)</b>	\$0.00
<b>Returned Amount (+)</b>	\$0.00

**Links**

- Contact Support
- Rules of Behavior
- CPD Home
- HUD Home


<b>IDIS Draw Balance</b>	\$0.00
<b>LOCCS Draw Balance</b>	\$0.00
<b>Subfunded Amount</b>	\$403,820.80
<b>EN Funds (Authorized Amt minus Subfunded Amt)</b>	\$9,723,539.20
<b>Amount Committed to Activities</b>	\$10,127,360.00
<b>Amount Available to Commit to Activities</b>	\$0.00
<b>Amount Available to Draw</b>	\$0.00

---

[Return to Search Grants](#) | [View Grant History](#) | [View Sanction Data](#)

---

For IDIS Support only: Wed Sep 25, 2024 at 3:16

 Session Timeout

U.S. Department of Housing and Urban Development  
 Office of Community Planning and Development  
 Integrated Disbursement and Information System  
 State of Arizona  
 Performance and Evaluation Report  
 For Grant Year 2014  
 As of 09/24/2024  
 Grant Number B14DC040001

Part I: Financial Status

A. Sources of State CDBG Funds

1)	State Allocation	\$9,146,952.00
2)	Program Income	
3)	Program income received in IDIS	\$0.00
3 a)	Program income received from Section 108 Projects (for SI type)	\$0.00
4)	Adjustment to compute total program income	\$0.00
5)	Total program income (sum of lines 3 and 4)	\$0.00
6)	Section 108 Loan Funds	\$0.00
7)	Total State CDBG Resources (sum of lines 1,5 and 6)	\$9,146,952.00

B. State CDBG Resources by Use

8)	State Allocation	
9)	Obligated to recipients	\$8,772,801.76
10)	Adjustment to compute total obligated to recipients	-\$258.32
11)	Total obligated to recipients (sum of lines 9 and 10)	\$8,772,543.44
12)	Set aside for State Administration	\$282,938.56
13)	Adjustment to compute total set aside for State Administration	\$0.00
14)	Total set aside for State Administration (sum of lines 12 and 13)	\$282,938.56
15)	Set aside for Technical Assistance	\$91,470.00
16)	Adjustment to compute total set aside for Technical Assistance	\$0.00
17)	Total set aside for Technical Assistance (sum of lines 15 and 16)	\$91,470.00
18)	State funds set aside for State Administration match	\$0.00

U.S. Department of Housing and Urban Development  
Office of Community Planning and Development  
Integrated Disbursement and Information System  
State of Arizona  
Performance and Evaluation Report  
For Grant Year 2014  
As of 09/24/2024  
Grant Number B14DC040001

DATE: 09-24-24  
TIME: 18:30  
PAGE: 2

19)	Program Income	
20)	Returned to the state and redistributed	
20 a)	Section 108 program income expended for the Section 108 repayment	
21)	Adjustment to compute total redistributed	\$0.00
22)	Total redistributed (sum of lines 20 and 21)	\$0.00
23)	Returned to the state and not yet redistributed	\$0.00
23 a)	Section 108 program income not yet disbursed	\$0.00
24)	Adjustment to compute total not yet redistributed	\$0.00
25)	Total not yet redistributed (sum of lines 23 and 24)	\$0.00
26)	Retained by recipients	\$0.00
27)	Adjustment to compute total retained	\$0.00
28)	Total retained (sum of lines 26 and 27)	\$0.00
C.	Expenditures of State CDBG Resources	
29)	Drawn for State Administration	\$282,938.56
30)	Adjustment to amount drawn for State Administration	\$0.00
31)	Total drawn for State Administration	\$282,938.56
32)	Drawn for Technical Assistance	\$91,470.00
33)	Adjustment to amount drawn for Technical Assistance	\$0.00
34)	Total drawn for Technical Assistance	\$91,470.00
35)	Drawn for Section 108 Repayments	\$0.00
36)	Adjustment to amount drawn for Section 108 Repayments	\$0.00
37)	Total drawn for Section 108 Repayments	\$0.00
38)	Drawn for all other activities	\$8,772,801.76
39)	Adjustment to amount drawn for all other activities	-\$258.32
40)	Total drawn for all other activities	\$8,772,543.44

U.S. Department of Housing and Urban Development  
Office of Community Planning and Development  
Integrated Disbursement and Information System  
State of Arizona  
Performance and Evaluation Report  
For Grant Year 2014  
As of 09/24/2024  
Grant Number B14DC040001

DATE: 09-24-24  
TIME: 18:30  
PAGE: 3

D. Compliance with Public Service (PS) Cap		
41)	Disbursed in IDIS for PS	\$410,969.54
42)	Adjustment to compute total disbursed for PS	\$0.00
43)	Total disbursed for PS (sum of lines 41 and 42)	\$410,969.54
44) Amount subject to PS cap		
45)	State Allocation (line 1)	\$9,146,952.00
46)	Program Income Received (line 5)	\$0.00
47)	Adjustment to compute total subject to PS cap	\$0.00
48)	Total subject to PS cap (sum of lines 45-47)	\$9,146,952.00
49)	Percent of funds disbursed to date for PS (line 43 / line 48)	4.49%
E. Compliance with Planning and Administration (P/A) Cap		
50)	Disbursed in IDIS for P/A from all fund types - Combined	\$1,234,105.66
51)	Adjustment to compute total disbursed for P/A	\$0.00
52)	Total disbursed for P/A (sum of lines 50 and 51)	\$1,234,105.66
53) Amount subject to Combined Expenditure P/A cap		
54)	State Allocation (line 1)	\$9,146,952.00
55)	Program Income Received (line 5)	\$0.00
56)	Adjustment to compute total subject to P/A cap	\$0.00
57)	Total subject to P/A cap (sum of lines 54-56)	\$9,146,952.00
58)	Percent of funds disbursed to date for P/A (line 52 / line 57) Combined Cap	13.49%
59)	Disbursed in IDIS for P/A from Annual Grant Only	\$951,167.10
60)	Amount subject the Annual Grant P/A cap	
61)	State Allocation	\$9,146,952.00
62)	Percent of funds disbursed to date for P/A (line 59 / line 61) Annual Grant Cap	10.40%



U.S. Department of Housing and Urban Development  
 Office of Community Planning and Development  
 Integrated Disbursement and Information System  
 State of Arizona  
 Performance and Evaluation Report  
 For Grant Year 2014  
 As of 09/24/2024  
 Grant Number B14DC040001

Part II: Compliance with Overall Low and Moderate Income Benefit

63) Period specified for benefit: grant years 2014 – 2014

64) Final PER for compliance with the overall benefit test: [ No ]

	Grant Year	2014	2015	Total
65) Benefit LMI persons and households (1)		7,642,245.83	8,458,579.58	16,100,825.41
66) Benefit LMI, 108 activities		0.00	0.00	0.00
67) Benefit LMI, other adjustments		0.00	0.00	0.00
68) Total, Benefit LMI (sum of lines 65-67)		7,642,245.83	8,458,579.58	16,100,825.41
69) Prevent/Eliminate Slum/Blight		179,388.83	224,480.04	403,868.87
70) Prevent Slum/Blight, 108 activities		0.00	0.00	0.00
71) Total, Prevent Slum/Blight (sum of lines 69 and 70)		179,388.83	224,480.04	403,868.87
72) Meet Urgent Community Development Needs		0.00	172,908.34	172,908.34
73) Meet Urgent Needs, 108 activities		0.00	0.00	0.00
74) Total, Meet Urgent Needs (sum of lines 72 and 73)		0.00	172,908.34	172,908.34
75) Acquisition, New Construction, Rehab/Special Areas noncountable		144,084.36	0.00	144,084.36
76) Total disbursements subject to overall LMI benefit (sum of lines 68, 71, 74, and 75)		7,965,719.02	8,855,967.96	16,821,686.98
77) Low and moderate income benefit (line 68 / line 76)		0.96	0.96	0.96
78) Other Disbursements		1.00	1.00	2.00
79) State Administration		282,938.56	302,546.80	585,485.36
80) Technical Assistance		91,470.00	101,274.00	192,744.00
81) Local Administration		951,167.10	867,571.24	1,818,738.34
82) Section 108 repayments		0.00	0.00	0.00

# Community Development Systems Integrated Disbursement & Information System (IDIS)



**User:** B55374  
**Role:** Grantee  
**Organization:** ARIZONA

- Switch Profile
- Logout

Plans/Projects/Activities Funding/Drawdown **Grant** 1 Grantee/PJ 1 Admin Reports

You have **3 CDBG** and **2 HOME** activities that have been flagged. Click on the number to go to the review page.

## Grant

**Grant**

- Search
- HESG Review
- HOPWA Review

**Subfund**

- Add
- Search

**Subgrant**

- Add
- Search

**Subfund Program Income**

- Add
- Search

**Subgrant Program Income**

- Add
- Search

**Utilities**

- Home
- Data Downloads
- Print Page
- Help

**Links**

- Contact Support
- Rules of Behavior
- CPD Home
- HUD Home

## Search Grants

### Search Criteria

**Program:** CDBG **State/Territory:** AZ **Grant Year:** (tip) 2014

**Grant #:** (tip)

Search | Reset

## Results Page 1 of 1

Program	Grant Year	Grant #	Current Authorized Amount	Grant Status	Net Drawn Amount	IDIS Grant Balance	Action
CDBG	2014	B-14-DC-04-0001	\$9,146,952.00	Active	\$9,146,952.00	\$0.00	View

For IDIS Support only: Tue Sep 24, 2024 at 3:16

Session Timeout

Community Development Systems  
Integrated Disbursement & Information System (IDIS)



**User:** B55374  
**Role:** Grantee  
**Organization:** ARIZONA

- Switch Profile
- Logout

Plans/Projects/Activities Funding/Drawdown **Grant** Grantee/PJ Admin Reports

You have **3 CDBG** and **2 HOME** activities that have been flagged. Click on the number to go to the review page.

**Grant**

**Grant**

- Search
- HESG Review
- HOPWA Review

**View Grant**

[Return to Search Grants](#) | [View Grant History](#) | [View Sanction Data](#)

**Subfund**

- Add
- Search

**Grantee/PJ Name:** (tip)  
ARIZONA

**Grant Status:** (tip)  
Active

**Subgrant**

- Add
- Search

**Program:** (tip)  
CDBG

**Grant Blocked:** (tip)  
No

**Subfund Program Income**

- Add
- Search

**Grant Year:** (tip)  
2014

**Award Date:** (tip)  
07/08/2014

**Subgrant Program Income**

- Add
- Search

**Grant #:** (tip)  
B-14-DC-04-0001

**Grantee Organizational DUNS #:** (tip)  
08-670-4488

**Administering Organization:** (tip)  
ARIZONA

**Payee EIN/TIN#:** (tip)  
86-6004791

**Utilities**

- Home
- Data Downloads
- Print Page
- Help

**Grant Amounts**

[View Subfunds](#)

	<b>Amount</b>
<b>Original Allocation Amount</b>	\$9,146,952.00
<b>Current Authorized Amount</b>	\$9,146,952.00
<b>Formula Grant Amount</b>	\$9,146,952.00
<b>(Grant) Reduction Amount (-)</b>	\$0.00
<b>De-obligated Amount (-)</b>	\$0.00
<b>Reallocation Amount</b>	\$0.00
<b>Net Drawn Amount</b>	\$9,146,952.00
<b>Drawn Amount (+)</b>	\$9,146,952.00
<b>Drawdown Pending Amount (+)</b>	\$0.00
<b>Returned Amount (+)</b>	\$0.00

**Links**

- Contact Support
- Rules of Behavior
- CPD Home
- HUD Home


<b>IDIS Draw Balance</b>	\$0.00
<b>LOCCS Draw Balance</b>	\$0.00
<b>Subfunded Amount</b>	\$374,408.56
<b>EN Funds (Authorized Amt minus Subfunded Amt)</b>	\$8,772,543.44
<b>Amount Committed to Activities</b>	\$9,146,952.00
<b>Amount Available to Commit to Activities</b>	\$0.00
<b>Amount Available to Draw</b>	\$0.00

---

[Return to Search Grants](#) | [View Grant History](#) | [View Sanction Data](#)

---

For IDIS Support only: Wed Sep 25, 2024 at 3:16

 Session Timeout

U.S. Department of Housing and Urban Development  
Office of Community Planning and Development  
Integrated Disbursement and Information System  
State of Arizona  
Performance and Evaluation Report  
For Grant Year 2015  
As of 09/24/2024  
Grant Number B15DC040001

## Part I: Financial Status

## A. Sources of State CDBG Funds

1)	State Allocation	\$10,127,360.00
2)	Program Income	
3)	Program income received in IDIS	\$0.00
3 a)	Program income received from Section 108 Projects (for SI type)	\$0.00
4)	Adjustment to compute total program income	\$0.00
5)	Total program income (sum of lines 3 and 4)	\$0.00
6)	Section 108 Loan Funds	\$0.00
7)	Total State CDBG Resources (sum of lines 1,5 and 6)	\$10,127,360.00

## B. State CDBG Resources by Use

8)	State Allocation	
9)	Obligated to recipients	\$9,723,539.20
10)	Adjustment to compute total obligated to recipients	\$0.00
11)	Total obligated to recipients (sum of lines 9 and 10)	\$9,723,539.20
12)	Set aside for State Administration	\$302,546.80
13)	Adjustment to compute total set aside for State Administration	\$0.00
14)	Total set aside for State Administration (sum of lines 12 and 13)	\$302,546.80
15)	Set aside for Technical Assistance	\$101,274.00
16)	Adjustment to compute total set aside for Technical Assistance	\$0.00
17)	Total set aside for Technical Assistance (sum of lines 15 and 16)	\$101,274.00
18)	State funds set aside for State Administration match	\$0.00

U.S. Department of Housing and Urban Development  
 Office of Community Planning and Development  
 Integrated Disbursement and Information System  
 State of Arizona  
 Performance and Evaluation Report  
 For Grant Year 2015  
 As of 09/24/2024  
 Grant Number B15DC040001

19)	Program Income	
20)	Returned to the state and redistributed	
20 a)	Section 108 program income expended for the Section 108 repayment	
21)	Adjustment to compute total redistributed	\$0.00
22)	Total redistributed (sum of lines 20 and 21)	\$0.00
23)	Returned to the state and not yet redistributed	\$0.00
23 a)	Section 108 program income not yet disbursed	\$0.00
24)	Adjustment to compute total not yet redistributed	\$0.00
25)	Total not yet redistributed (sum of lines 23 and 24)	\$0.00
26)	Retained by recipients	\$0.00
27)	Adjustment to compute total retained	\$0.00
28)	Total retained (sum of lines 26 and 27)	\$0.00
C.	Expenditures of State CDBG Resources	
29)	Drawn for State Administration	\$302,546.80
30)	Adjustment to amount drawn for State Administration	\$0.00
31)	Total drawn for State Administration	\$302,546.80
32)	Drawn for Technical Assistance	\$101,274.00
33)	Adjustment to amount drawn for Technical Assistance	\$0.00
34)	Total drawn for Technical Assistance	\$101,274.00
35)	Drawn for Section 108 Repayments	\$0.00
36)	Adjustment to amount drawn for Section 108 Repayments	\$0.00
37)	Total drawn for Section 108 Repayments	\$0.00
38)	Drawn for all other activities	\$9,723,539.20
39)	Adjustment to amount drawn for all other activities	\$0.00
40)	Total drawn for all other activities	\$9,723,539.20

U.S. Department of Housing and Urban Development  
 Office of Community Planning and Development  
 Integrated Disbursement and Information System  
 State of Arizona  
 Performance and Evaluation Report  
 For Grant Year 2015  
 As of 09/24/2024  
 Grant Number B15DC040001

D. Compliance with Public Service (PS) Cap		
41)	Disbursed in IDIS for PS	\$458,825.00
42)	Adjustment to compute total disbursed for PS	\$0.00
43)	Total disbursed for PS (sum of lines 41 and 42)	\$458,825.00
44)	Amount subject to PS cap	
45)	State Allocation (line 1)	\$10,127,360.00
46)	Program Income Received (line 5)	\$0.00
47)	Adjustment to compute total subject to PS cap	\$0.00
48)	Total subject to PS cap (sum of lines 45-47)	\$10,127,360.00
49)	Percent of funds disbursed to date for PS (line 43 / line 48)	4.53%
E. Compliance with Planning and Administration (P/A) Cap		
50)	Disbursed in IDIS for P/A from all fund types - Combined	\$1,170,118.04
51)	Adjustment to compute total disbursed for P/A	\$0.00
52)	Total disbursed for P/A (sum of lines 50 and 51)	\$1,170,118.04
53)	Amount subject to Combined Expenditure P/A cap	
54)	State Allocation (line 1)	\$10,127,360.00
55)	Program Income Received (line 5)	\$0.00
56)	Adjustment to compute total subject to P/A cap	\$0.00
57)	Total subject to P/A cap (sum of lines 54-56)	\$10,127,360.00
58)	Percent of funds disbursed to date for P/A (line 52 / line 57) Combined Cap	11.55%
59)	Disbursed in IDIS for P/A from Annual Grant Only	\$867,571.24
60)	Amount subject the Annual Grant P/A cap	
61)	State Allocation	\$10,127,360.00
62)	Percent of funds disbursed to date for P/A (line 59 / line 61) Annual Grant Cap	8.57%

U.S. Department of Housing and Urban Development  
 Office of Community Planning and Development  
 Integrated Disbursement and Information System  
 State of Arizona  
 Performance and Evaluation Report  
 For Grant Year 2015  
 As of 09/24/2024  
 Grant Number B15DC040001

Part II: Compliance with Overall Low and Moderate Income Benefit

63) Period specified for benefit: grant years 2015 – 2015

64) Final PER for compliance with the overall benefit test: [ No ]

	Grant Year	2015	2016	Total
65) Benefit LMI persons and households (1)		8,458,579.58	8,817,410.20	17,275,989.78
66) Benefit LMI, 108 activities		0.00	0.00	0.00
67) Benefit LMI, other adjustments		0.00	0.00	0.00
68) Total, Benefit LMI (sum of lines 65-67)		8,458,579.58	8,817,410.20	17,275,989.78
69) Prevent/Eliminate Slum/Blight		224,480.04	429,509.25	653,989.29
70) Prevent Slum/Blight, 108 activities		0.00	0.00	0.00
71) Total, Prevent Slum/Blight (sum of lines 69 and 70)		224,480.04	429,509.25	653,989.29
72) Meet Urgent Community Development Needs		172,908.34	0.00	172,908.34
73) Meet Urgent Needs, 108 activities		0.00	0.00	0.00
74) Total, Meet Urgent Needs (sum of lines 72 and 73)		172,908.34	0.00	172,908.34
75) Acquisition, New Construction, Rehab/Special Areas noncountable		0.00	0.00	0.00
76) Total disbursements subject to overall LMI benefit (sum of lines 68, 71, 74, and 75)		8,855,967.96	9,246,919.45	18,102,887.41
77) Low and moderate income benefit (line 68 / line 76)		0.96	0.95	0.95
78) Other Disbursements		1.00	1.00	2.00
79) State Administration		302,546.80	311,567.85	614,114.65
80) Technical Assistance		101,274.00	75,000.00	176,274.00
81) Local Administration		867,571.24	944,907.70	1,812,478.94
82) Section 108 repayments		0.00	0.00	0.00



# Community Development Systems Integrated Disbursement & Information System (IDIS)



**User:** B55374  
**Role:** Grantee  
**Organization:** ARIZONA

- Switch Profile
- Logout

- Plans/Projects/Activities
- Funding/Drawdown 1
- Grant 1**
- Grantee/PJ
- Admin
- Reports

You have **3 CDBG** and **2 HOME** activities that have been flagged. Click on the number to go to the review page.

**Grant**

- Search
- HESG Review
- HOPWA Review

## Grant

### Search Grants

**Subfund**

- Add
- Search

**Search Criteria**

**Program:** CDBG

**State/Territory:** AZ

**Grant Year: (tip)** 2015

**Grant #: (tip)**

|

**Subgrant**

- Add
- Search

**Subfund Program Income**

- Add
- Search

Results Page 1 of 1

Program	Grant Year	Grant #	Current Authorized Amount	Grant Status	Net Drawn Amount	IDIS Grant Balance	Action
CDBG	2015	B-15-DC-04-0001	\$10,127,360.00	Active	\$10,127,360.00	\$0.00	<a href="#">View</a>

**Subgrant Program Income**

- Add
- Search

**Utilities**

- Home
- Data Downloads
- Print Page
- Help

**Links**

- Contact Support
- Rules of Behavior
- CPD Home
- HUD Home

For IDIS Support only: Tue Sep 24, 2024 at 3:16

Session Timeout

Community Development Systems  
Integrated Disbursement & Information System (IDIS)



**User:** B55374  
**Role:** Grantee  
**Organization:** ARIZONA

- Switch Profile
- Logout

Plans/Projects/Activities Funding/Drawdown **Grant** **Grantee/PJ** Admin Reports

You have **3 CDBG** and **2 HOME** activities that have been flagged. Click on the number to go to the review page.

**Grant**

- Search
- HESG Review
- HOPWA Review

**Grant**

**View Grant**

[Return to Search Grants](#) | [View Grant History](#) | [View Sanction Data](#)

**Subfund**

- Add
- Search

**Grantee/PJ Name:** (tip)  
ARIZONA

**Grant Status:** (tip)  
Active

**Subgrant**

- Add
- Search

**Program:** (tip)  
CDBG

**Grant Blocked:** (tip)  
No

**Subfund Program Income**

- Add
- Search

**Grant Year:** (tip)  
2015

**Award Date:** (tip)  
07/28/2015

**Subgrant Program Income**

- Add
- Search

**Grant #:** (tip)  
B-15-DC-04-0001

**Grantee Organizational DUNS #:** (tip)  
08-670-4488

**Administering Organization:** (tip)  
ARIZONA

**Payee EIN/TIN#:** (tip)  
86-6004791

**Utilities**

- Home
- Data Downloads
- Print Page
- Help

**Grant Amounts**

[View Subfunds](#)

	<b>Amount</b>
<b>Original Allocation Amount</b>	\$10,127,360.00
<b>Current Authorized Amount</b>	\$10,127,360.00
<b>Formula Grant Amount</b>	\$10,127,360.00
<b>(Grant) Reduction Amount (-)</b>	\$0.00
<b>De-obligated Amount (-)</b>	\$0.00
<b>Reallocation Amount</b>	\$0.00
<b>Net Drawn Amount</b>	\$10,127,360.00
<b>Drawn Amount (+)</b>	\$10,127,360.00
<b>Drawdown Pending Amount (+)</b>	\$0.00
<b>Returned Amount (+)</b>	\$0.00

**Links**

- Contact Support
- Rules of Behavior
- CPD Home
- HUD Home


<b>IDIS Draw Balance</b>	\$0.00
<b>LOCCS Draw Balance</b>	\$0.00
<b>Subfunded Amount</b>	\$403,820.80
<b>EN Funds (Authorized Amt minus Subfunded Amt)</b>	\$9,723,539.20
<b>Amount Committed to Activities</b>	\$10,127,360.00
<b>Amount Available to Commit to Activities</b>	\$0.00
<b>Amount Available to Draw</b>	\$0.00

---

[Return to Search Grants](#) | [View Grant History](#) | [View Sanction Data](#)

---

For IDIS Support only: Wed Sep 25, 2024 at 3:16

 Session Timeout

U.S. Department of Housing and Urban Development  
 Office of Community Planning and Development  
 Integrated Disbursement and Information System  
 State of Arizona  
 Performance and Evaluation Report  
 For Grant Year 2016  
 As of 08/23/2024  
 Grant Number B16DC040001

Part I: Financial Status

A. Sources of State CDBG Funds

1)	State Allocation	\$10,578,395.00
2)	Program Income	
3)	Program income received in IDIS	\$0.00
3 a)	Program income received from Section 108 Projects (for SI type)	\$0.00
4)	Adjustment to compute total program income	\$0.00
5)	Total program income (sum of lines 3 and 4)	\$0.00
6)	Section 108 Loan Funds	\$0.00
7)	Total State CDBG Resources (sum of lines 1,5 and 6)	\$10,578,395.00

B. State CDBG Resources by Use

8)	State Allocation	
9)	Obligated to recipients	\$10,191,827.15
10)	Adjustment to compute total obligated to recipients	\$0.00
11)	Total obligated to recipients (sum of lines 9 and 10)	\$10,191,827.15
12)	Set aside for State Administration	\$311,567.85
13)	Adjustment to compute total set aside for State Administration	\$0.00
14)	Total set aside for State Administration (sum of lines 12 and 13)	\$311,567.85
15)	Set aside for Technical Assistance	\$75,000.00
16)	Adjustment to compute total set aside for Technical Assistance	\$0.00
17)	Total set aside for Technical Assistance (sum of lines 15 and 16)	\$75,000.00
18)	State funds set aside for State Administration match	\$0.00

U.S. Department of Housing and Urban Development  
Office of Community Planning and Development  
Integrated Disbursement and Information System  
State of Arizona  
Performance and Evaluation Report  
For Grant Year 2016  
As of 08/23/2024  
Grant Number B16DC040001

DATE: 08-23-24  
TIME: 14:06  
PAGE: 2

19)	Program Income	
20)	Returned to the state and redistributed	
20 a)	Section 108 program income expended for the Section 108 repayment	
21)	Adjustment to compute total redistributed	\$0.00
22)	Total redistributed (sum of lines 20 and 21)	\$0.00
23)	Returned to the state and not yet redistributed	\$0.00
23 a)	Section 108 program income not yet disbursed	\$0.00
24)	Adjustment to compute total not yet redistributed	\$0.00
25)	Total not yet redistributed (sum of lines 23 and 24)	\$0.00
26)	Retained by recipients	\$0.00
27)	Adjustment to compute total retained	\$0.00
28)	Total retained (sum of lines 26 and 27)	\$0.00
C.	Expenditures of State CDBG Resources	
29)	Drawn for State Administration	\$311,567.85
30)	Adjustment to amount drawn for State Administration	\$0.00
31)	Total drawn for State Administration	\$311,567.85
32)	Drawn for Technical Assistance	\$75,000.00
33)	Adjustment to amount drawn for Technical Assistance	\$0.00
34)	Total drawn for Technical Assistance	\$75,000.00
35)	Drawn for Section 108 Repayments	\$0.00
36)	Adjustment to amount drawn for Section 108 Repayments	\$0.00
37)	Total drawn for Section 108 Repayments	\$0.00
38)	Drawn for all other activities	\$10,191,827.15
39)	Adjustment to amount drawn for all other activities	\$0.00
40)	Total drawn for all other activities	\$10,191,827.15

U.S. Department of Housing and Urban Development  
 Office of Community Planning and Development  
 Integrated Disbursement and Information System  
 State of Arizona  
 Performance and Evaluation Report  
 For Grant Year 2016  
 As of 08/23/2024  
 Grant Number B16DC040001

D. Compliance with Public Service (PS) Cap		
41)	Disbursed in IDIS for PS	\$213,275.29
42)	Adjustment to compute total disbursed for PS	\$0.00
43)	Total disbursed for PS (sum of lines 41 and 42)	\$213,275.29
44) Amount subject to PS cap		
45)	State Allocation (line 1)	\$10,578,395.00
46)	Program Income Received (line 5)	\$0.00
47)	Adjustment to compute total subject to PS cap	\$0.00
48)	Total subject to PS cap (sum of lines 45-47)	\$10,578,395.00
49)	Percent of funds disbursed to date for PS (line 43 / line 48)	2.02%
E. Compliance with Planning and Administration (P/A) Cap		
50)	Disbursed in IDIS for P/A from all fund types - Combined	\$1,256,475.55
51)	Adjustment to compute total disbursed for P/A	\$0.00
52)	Total disbursed for P/A (sum of lines 50 and 51)	\$1,256,475.55
53) Amount subject to Combined Expenditure P/A cap		
54)	State Allocation (line 1)	\$10,578,395.00
55)	Program Income Received (line 5)	\$0.00
56)	Adjustment to compute total subject to P/A cap	\$0.00
57)	Total subject to P/A cap (sum of lines 54-56)	\$10,578,395.00
58)	Percent of funds disbursed to date for P/A (line 52 / line 57) Combined Cap	11.88%
59)	Disbursed in IDIS for P/A from Annual Grant Only	\$944,907.70
60)	Amount subject the Annual Grant P/A cap	
61)	State Allocation	\$10,578,395.00
62)	Percent of funds disbursed to date for P/A (line 59 / line 61) Annual Grant Cap	8.93%

U.S. Department of Housing and Urban Development  
 Office of Community Planning and Development  
 Integrated Disbursement and Information System  
 State of Arizona  
 Performance and Evaluation Report  
 For Grant Year 2016  
 As of 08/23/2024  
 Grant Number B16DC040001

Part II: Compliance with Overall Low and Moderate Income Benefit

63) Period specified for benefit: grant years 2016 – 2016

64) Final PER for compliance with the overall benefit test: [ No ]

	Grant Year	2016	2017	Total
65) Benefit LMI persons and households (1)		8,817,410.20	8,606,338.98	17,423,749.18
66) Benefit LMI, 108 activities		0.00	0.00	0.00
67) Benefit LMI, other adjustments		0.00	0.00	0.00
68) Total, Benefit LMI (sum of lines 65-67)		8,817,410.20	8,606,338.98	17,423,749.18
69) Prevent/Eliminate Slum/Blight		429,509.25	518,226.50	947,735.75
70) Prevent Slum/Blight, 108 activities		0.00	0.00	0.00
71) Total, Prevent Slum/Blight (sum of lines 69 and 70)		429,509.25	518,226.50	947,735.75
72) Meet Urgent Community Development Needs		0.00	0.00	0.00
73) Meet Urgent Needs, 108 activities		0.00	0.00	0.00
74) Total, Meet Urgent Needs (sum of lines 72 and 73)		0.00	0.00	0.00
75) Acquisition, New Construction, Rehab/Special Areas noncountable		0.00	46,410.00	46,410.00
76) Total disbursements subject to overall LMI benefit (sum of lines 68, 71, 74, and 75)		9,246,919.45	9,170,975.48	18,417,894.93
77) Low and moderate income benefit (line 68 / line 76)		0.95	0.94	0.95
78) Other Disbursements		1.00	1.00	2.00
79) State Administration		311,567.85	0.00	311,567.85
80) Technical Assistance		75,000.00	79,997.50	154,997.50
81) Local Administration		944,907.70	1,283,211.02	2,228,118.72
82) Section 108 repayments		0.00	0.00	0.00

# Community Development Systems Integrated Disbursement & Information System (IDIS)



**User:** B55374  
**Role:** Grantee  
**Organization:** ARIZONA  
  
- Switch Profile  
- Logout

Plans/Projects/Activities   Funding/Drawdown **Grant** Grantee/PJ   Admin   Reports

You have **3 CDBG** and **2 HOME** activities that have been flagged. Click on the number to go to the review page.

## Grant

### Search Grants

#### Search Criteria

**Program:**

CDBG

**State/Territory:**

AZ

**Grant Year: (tip)**

2016

**Grant #: (tip)**

Results Page 1 of 1

Program	Grant Year	Grant #	Current Authorized Amount	Grant Status	Net Drawn Amount	IDIS Grant Balance	Action
CDBG	2016	B-16-DC-04-0001	\$10,578,395.00	Active	\$10,578,395.00	\$0.00	<a href="#">View</a>

**Grant**  
- Search  
- HESG Review  
- HOPWA Review

**Subfund**  
- Add  
- Search

**Subgrant**  
- Add  
- Search

**Subfund Program Income**  
- Add  
- Search

**Subgrant Program Income**  
- Add  
- Search

**Utilities**  
- Home  
- Data Downloads  
- Print Page  
- Help

**Links**  
- Contact Support  
- Rules of Behavior  
- CPD Home  
- HUD Home

For IDIS Support only: Tue Sep 24, 2024 at 3:16

Session Timeout



Community Development Systems  
Integrated Disbursement & Information System (IDIS)



**User:** B55374  
**Role:** Grantee  
**Organization:** ARIZONA

- Switch Profile
- Logout

Plans/Projects/Activities Funding/Drawdown **Grant** Grantee/PJ Admin Reports

You have **3 CDBG** and **2 HOME** activities that have been flagged. Click on the number to go to the review page.

**Grant**

**Grant**

- Search
- HESG Review
- HOPWA Review

**View Grant**

[Return to Search Grants](#) | [View Grant History](#) | [View Sanction Data](#)

**Subfund**

- Add
- Search

**Grantee/PJ Name:** (tip)  
ARIZONA

**Grant Status:** (tip)  
Active

**Subgrant**

- Add
- Search

**Program:** (tip)  
CDBG

**Grant Blocked:** (tip)  
No

**Subfund Program Income**

- Add
- Search

**Grant Year:** (tip)  
2016

**Award Date:** (tip)  
08/29/2016

**Subgrant Program Income**

- Add
- Search

**Grant #:** (tip)  
B-16-DC-04-0001

**Grantee Organizational DUNS #:** (tip)  
08-670-4488

**Administering Organization:** (tip)  
ARIZONA

**Payee EIN/TIN#:** (tip)  
86-6004791

**Utilities**

- Home
- Data Downloads
- Print Page
- Help

**Grant Amounts**

[View Subfunds](#)

	<b>Amount</b>
<b>Original Allocation Amount</b>	\$10,578,395.00
<b>Current Authorized Amount</b>	\$10,578,395.00
<b>Formula Grant Amount</b>	\$10,578,395.00
<b>(Grant) Reduction Amount (-)</b>	\$0.00
<b>De-obligated Amount (-)</b>	\$0.00
<b>Reallocation Amount</b>	\$0.00
<b>Net Drawn Amount</b>	\$10,578,395.00
<b>Drawn Amount (+)</b>	\$10,578,395.00
<b>Drawdown Pending Amount (+)</b>	\$0.00
<b>Returned Amount (+)</b>	\$0.00

**Links**

- Contact Support
- Rules of Behavior
- CPD Home
- HUD Home


<b>IDIS Draw Balance</b>	\$0.00
<b>LOCCS Draw Balance</b>	\$0.00
<b>Subfunded Amount</b>	\$386,567.85
<b>EN Funds (Authorized Amt minus Subfunded Amt)</b>	\$10,191,827.15
<b>Amount Committed to Activities</b>	\$10,578,395.00
<b>Amount Available to Commit to Activities</b>	\$0.00
<b>Amount Available to Draw</b>	\$0.00

---

[Return to Search Grants](#) | [View Grant History](#) | [View Sanction Data](#)

---

For IDIS Support only: Wed Sep 25, 2024 at 3:16

 Session Timeout

U.S. Department of Housing and Urban Development  
 Office of Community Planning and Development  
 Integrated Disbursement and Information System  
 State of Arizona  
 Performance and Evaluation Report  
 For Grant Year 2017  
 As of 08/23/2024  
 Grant Number B17DC040001

Part I: Financial Status

A. Sources of State CDBG Funds

1)	State Allocation	\$10,487,774.00
2)	Program Income	
3)	Program income received in IDIS	\$27,595.37
3 a)	Program income received from Section 108 Projects (for SI type)	\$0.00
4)	Adjustment to compute total program income	\$0.00
5)	Total program income (sum of lines 3 and 4)	\$27,595.37
6)	Section 108 Loan Funds	\$0.00
7)	Total State CDBG Resources (sum of lines 1,5 and 6)	\$10,515,369.37

B. State CDBG Resources by Use

8)	State Allocation	
9)	Obligated to recipients	\$10,407,776.50
10)	Adjustment to compute total obligated to recipients	\$0.00
11)	Total obligated to recipients (sum of lines 9 and 10)	\$10,407,776.50
12)	Set aside for State Administration	\$0.00
13)	Adjustment to compute total set aside for State Administration	\$0.00
14)	Total set aside for State Administration (sum of lines 12 and 13)	\$0.00
15)	Set aside for Technical Assistance	\$79,997.50
16)	Adjustment to compute total set aside for Technical Assistance	\$0.00
17)	Total set aside for Technical Assistance (sum of lines 15 and 16)	\$79,997.50
18)	State funds set aside for State Administration match	\$0.00

U.S. Department of Housing and Urban Development  
 Office of Community Planning and Development  
 Integrated Disbursement and Information System  
 State of Arizona  
 Performance and Evaluation Report  
 For Grant Year 2017  
 As of 08/23/2024  
 Grant Number B17DC040001

19)	Program Income	
20)	Returned to the state and redistributed	
20 a)	Section 108 program income expended for the Section 108 repayment	
21)	Adjustment to compute total redistributed	\$0.00
22)	Total redistributed (sum of lines 20 and 21)	\$0.00
23)	Returned to the state and not yet redistributed	\$0.00
23 a)	Section 108 program income not yet disbursed	\$0.00
24)	Adjustment to compute total not yet redistributed	\$0.00
25)	Total not yet redistributed (sum of lines 23 and 24)	\$0.00
26)	Retained by recipients	\$27,595.37
27)	Adjustment to compute total retained	\$0.00
28)	Total retained (sum of lines 26 and 27)	\$27,595.37

C. Expenditures of State CDBG Resources

29)	Drawn for State Administration	\$0.00
30)	Adjustment to amount drawn for State Administration	\$0.00
31)	Total drawn for State Administration	\$0.00
32)	Drawn for Technical Assistance	\$79,997.50
33)	Adjustment to amount drawn for Technical Assistance	\$0.00
34)	Total drawn for Technical Assistance	\$79,997.50
35)	Drawn for Section 108 Repayments	\$0.00
36)	Adjustment to amount drawn for Section 108 Repayments	\$0.00
37)	Total drawn for Section 108 Repayments	\$0.00
38)	Drawn for all other activities	\$10,407,776.50
39)	Adjustment to amount drawn for all other activities	\$0.00
40)	Total drawn for all other activities	\$10,407,776.50

U.S. Department of Housing and Urban Development  
 Office of Community Planning and Development  
 Integrated Disbursement and Information System  
 State of Arizona  
 Performance and Evaluation Report  
 For Grant Year 2017  
 As of 08/23/2024  
 Grant Number B17DC040001

DATE: 08-23-24  
 TIME: 14:06  
 PAGE: 3

D. Compliance with Public Service (PS) Cap		
41)	Disbursed in IDIS for PS	\$0.00
42)	Adjustment to compute total disbursed for PS	\$0.00
43)	Total disbursed for PS (sum of lines 41 and 42)	\$0.00
44)	Amount subject to PS cap	
45)	State Allocation (line 1)	\$10,487,774.00
46)	Program Income Received (line 5)	\$27,595.37
47)	Adjustment to compute total subject to PS cap	\$0.00
48)	Total subject to PS cap (sum of lines 45-47)	\$10,515,369.37
49)	Percent of funds disbursed to date for PS (line 43 / line 48)	0.00%
E. Compliance with Planning and Administration (P/A) Cap		
50)	Disbursed in IDIS for P/A from all fund types - Combined	\$1,283,211.24
51)	Adjustment to compute total disbursed for P/A	\$0.00
52)	Total disbursed for P/A (sum of lines 50 and 51)	\$1,283,211.24
53)	Amount subject to Combined Expenditure P/A cap	
54)	State Allocation (line 1)	\$10,487,774.00
55)	Program Income Received (line 5)	\$27,595.37
56)	Adjustment to compute total subject to P/A cap	\$0.00
57)	Total subject to P/A cap (sum of lines 54-56)	\$10,515,369.37
58)	Percent of funds disbursed to date for P/A (line 52 / line 57) Combined Cap	12.20%
59)	Disbursed in IDIS for P/A from Annual Grant Only	\$1,283,211.24
60)	Amount subject the Annual Grant P/A cap	
61)	State Allocation	\$10,487,774.00
62)	Percent of funds disbursed to date for P/A (line 59 / line 61) Annual Grant Cap	12.24%

U.S. Department of Housing and Urban Development  
 Office of Community Planning and Development  
 Integrated Disbursement and Information System  
 State of Arizona  
 Performance and Evaluation Report  
 For Grant Year 2017  
 As of 08/23/2024  
 Grant Number B17DC040001

Part II: Compliance with Overall Low and Moderate Income Benefit

63) Period specified for benefit: grant years 2017 – 2017

64) Final PER for compliance with the overall benefit test: [ No ]

	Grant Year	2017	2018	Total
65) Benefit LMI persons and households (1)		8,606,338.98	9,027,987.50	17,634,326.48
66) Benefit LMI, 108 activities		0.00	0.00	0.00
67) Benefit LMI, other adjustments		0.00	0.00	0.00
68) Total, Benefit LMI (sum of lines 65-67)		8,606,338.98	9,027,987.50	17,634,326.48
69) Prevent/Eliminate Slum/Blight		518,226.50	1,373,436.69	1,891,663.19
70) Prevent Slum/Blight, 108 activities		0.00	0.00	0.00
71) Total, Prevent Slum/Blight (sum of lines 69 and 70)		518,226.50	1,373,436.69	1,891,663.19
72) Meet Urgent Community Development Needs		0.00	0.00	0.00
73) Meet Urgent Needs, 108 activities		0.00	0.00	0.00
74) Total, Meet Urgent Needs (sum of lines 72 and 73)		0.00	0.00	0.00
75) Acquisition, New Construction, Rehab/Special Areas noncountable		92,820.00	0.00	92,820.00
76) Total disbursements subject to overall LMI benefit (sum of lines 68, 71, 74, and 75)		9,217,385.48	10,401,424.19	19,618,809.67
77) Low and moderate income benefit (line 68 / line 76)		0.93	0.87	0.90
78) Other Disbursements		1.00	1.00	2.00
79) State Administration		0.00	0.00	0.00
80) Technical Assistance		79,997.50	80,000.00	159,997.50
81) Local Administration		1,283,211.02	1,282,953.18	2,566,164.20
82) Section 108 repayments		0.00	0.00	0.00

# Community Development Systems Integrated Disbursement & Information System (IDIS)



**User:** B55374  
**Role:** Grantee  
**Organization:** ARIZONA

- Switch Profile
- Logout

Plans/Projects/Activities   Funding/Drawdown **Grant** Grantee/PJ   Admin   Reports

You have **3 CDBG** and **2 HOME** activities that have been flagged. Click on the number to go to the review page.

**Grant**

- Search
- HESG Review
- HOPWA Review

## Grant

### Search Grants

**Subfund**

- Add
- Search

#### Search Criteria

**Program:** CDBG   **State/Territory:** AZ   **Grant Year: (tip)** 2017

**Grant #: (tip)**

|

**Subgrant**

- Add
- Search

**Subfund Program Income**

- Add
- Search

Results Page 1 of 1

Program	Grant Year	Grant #	Current Authorized Amount	Grant Status	Net Drawn Amount	IDIS Grant Balance	Action
CDBG	2017	B-17-DC-04-0001	\$10,487,774.00	Active	\$10,487,774.00	\$0.00	<a href="#">View</a>

**Subgrant Program Income**

- Add
- Search

**Utilities**

- Home
- Data Downloads
- Print Page
- Help

**Links**

- Contact Support
- Rules of Behavior
- CPD Home
- HUD Home

For IDIS Support only: Tue Sep 24, 2024 at 3:16

Session Timeout

Community Development Systems  
Integrated Disbursement & Information System (IDIS)



**User:** B55374  
**Role:** Grantee  
**Organization:** ARIZONA

- Switch Profile
- Logout

Plans/Projects/Activities Funding/Drawdown **Grant** Grantee/PJ Admin Reports

You have **3 CDBG** and **2 HOME** activities that have been flagged. Click on the number to go to the review page.

**Grant**

**Grant**

- Search
- HESG Review
- HOPWA Review

**View Grant**

[Return to Search Grants](#) | [View Grant History](#) | [View Sanction Data](#)

**Subfund**

- Add
- Search

**Grantee/PJ Name:** (tip)

ARIZONA

**Grant Status:** (tip)

Active

**Subgrant**

- Add
- Search

**Program:** (tip)

CDBG

**Grant Blocked:** (tip)

No

**Subfund Program Income**

- Add
- Search

**Grant Year:** (tip)

2017

**Award Date:** (tip)

09/12/2017

**Subgrant Program Income**

- Add
- Search

**Grant #:** (tip)

B-17-DC-04-0001

**Grantee Organizational DUNS #:** (tip)

08-670-4488

**Administering Organization:** (tip)

ARIZONA

**Payee EIN/TIN#:** (tip)

86-6004791

**Utilities**

- Home
- Data Downloads
- Print Page
- Help

**Grant Amounts**

[View Subfunds](#)

	<b>Amount</b>
<b>Original Allocation Amount</b>	\$10,487,774.00
<b>Current Authorized Amount</b>	\$10,487,774.00
<b>Formula Grant Amount</b>	\$10,487,774.00
<b>(Grant) Reduction Amount (-)</b>	\$0.00
<b>De-obligated Amount (-)</b>	\$0.00
<b>Reallocation Amount</b>	\$0.00
<b>Net Drawn Amount</b>	\$10,487,774.00
<b>Drawn Amount (+)</b>	\$10,515,139.20
<b>Drawdown Pending Amount (+)</b>	\$0.00
<b>Returned Amount (+)</b>	-\$27,365.20

**Links**

- Contact Support
- Rules of Behavior
- CPD Home
- HUD Home




<b>IDIS Draw Balance</b>	\$0.00
<b>LOCCS Draw Balance</b>	\$0.00
<b>Subfunded Amount</b>	\$79,997.50
<b>EN Funds (Authorized Amt minus Subfunded Amt)</b>	\$10,407,776.50
<b>Amount Committed to Activities</b>	\$10,487,774.00
<b>Amount Available to Commit to Activities</b>	\$0.00
<b>Amount Available to Draw</b>	\$0.00

---

[Return to Search Grants](#) | [View Grant History](#) | [View Sanction Data](#)

---

For IDIS Support only: Wed Sep 25, 2024 at 3:16

 Session Timeout

U.S. Department of Housing and Urban Development  
Office of Community Planning and Development  
Integrated Disbursement and Information System  
State of Arizona  
Performance and Evaluation Report  
For Grant Year 2018  
As of 08/23/2024  
Grant Number B18DC040001

DATE: 08-23-24  
TIME: 14:07  
PAGE: 1

## Part I: Financial Status

## A. Sources of State CDBG Funds

1)	State Allocation	\$11,743,486.00
2)	Program Income	
3)	Program income received in IDIS	\$0.00
3 a)	Program income received from Section 108 Projects (for SI type)	\$0.00
4)	Adjustment to compute total program income	\$0.00
5)	Total program income (sum of lines 3 and 4)	\$0.00
6)	Section 108 Loan Funds	\$0.00
7)	Total State CDBG Resources (sum of lines 1,5 and 6)	\$11,743,486.00

## B. State CDBG Resources by Use

8)	State Allocation	
9)	Obligated to recipients	\$11,663,486.00
10)	Adjustment to compute total obligated to recipients	\$0.00
11)	Total obligated to recipients (sum of lines 9 and 10)	\$11,663,486.00
12)	Set aside for State Administration	\$0.00
13)	Adjustment to compute total set aside for State Administration	\$0.00
14)	Total set aside for State Administration (sum of lines 12 and 13)	\$0.00
15)	Set aside for Technical Assistance	\$80,000.00
16)	Adjustment to compute total set aside for Technical Assistance	\$0.00
17)	Total set aside for Technical Assistance (sum of lines 15 and 16)	\$80,000.00
18)	State funds set aside for State Administration match	\$0.00

U.S. Department of Housing and Urban Development  
Office of Community Planning and Development  
Integrated Disbursement and Information System  
State of Arizona  
Performance and Evaluation Report  
For Grant Year 2018  
As of 08/23/2024  
Grant Number B18DC040001

DATE: 08-23-24  
TIME: 14:07  
PAGE: 2

19)	Program Income	
20)	Returned to the state and redistributed	
20 a)	Section 108 program income expended for the Section 108 repayment	
21)	Adjustment to compute total redistributed	\$0.00
22)	Total redistributed (sum of lines 20 and 21)	\$0.00
23)	Returned to the state and not yet redistributed	\$0.00
23 a)	Section 108 program income not yet disbursed	\$0.00
24)	Adjustment to compute total not yet redistributed	\$0.00
25)	Total not yet redistributed (sum of lines 23 and 24)	\$0.00
26)	Retained by recipients	\$0.00
27)	Adjustment to compute total retained	\$0.00
28)	Total retained (sum of lines 26 and 27)	\$0.00
C.	Expenditures of State CDBG Resources	
29)	Drawn for State Administration	\$0.00
30)	Adjustment to amount drawn for State Administration	\$0.00
31)	Total drawn for State Administration	\$0.00
32)	Drawn for Technical Assistance	\$80,000.00
33)	Adjustment to amount drawn for Technical Assistance	\$0.00
34)	Total drawn for Technical Assistance	\$80,000.00
35)	Drawn for Section 108 Repayments	\$0.00
36)	Adjustment to amount drawn for Section 108 Repayments	\$0.00
37)	Total drawn for Section 108 Repayments	\$0.00
38)	Drawn for all other activities	\$11,684,377.37
39)	Adjustment to amount drawn for all other activities	\$0.00
40)	Total drawn for all other activities	\$11,684,377.37

U.S. Department of Housing and Urban Development  
Office of Community Planning and Development  
Integrated Disbursement and Information System  
State of Arizona  
Performance and Evaluation Report  
For Grant Year 2018  
As of 08/23/2024  
Grant Number B18DC040001

DATE: 08-23-24  
TIME: 14:07  
PAGE: 3

D.	Compliance with Public Service (PS) Cap	
41)	Disbursed in IDIS for PS	\$166,527.15
42)	Adjustment to compute total disbursed for PS	\$0.00
43)	Total disbursed for PS (sum of lines 41 and 42)	\$166,527.15
44)	Amount subject to PS cap	
45)	State Allocation (line 1)	\$11,743,486.00
46)	Program Income Received (line 5)	\$0.00
47)	Adjustment to compute total subject to PS cap	\$0.00
48)	Total subject to PS cap (sum of lines 45-47)	\$11,743,486.00
49)	Percent of funds disbursed to date for PS (line 43 / line 48)	1.42%
E.	Compliance with Planning and Administration (P/A) Cap	
50)	Disbursed in IDIS for P/A from all fund types - Combined	\$1,282,953.18
51)	Adjustment to compute total disbursed for P/A	\$0.00
52)	Total disbursed for P/A (sum of lines 50 and 51)	\$1,282,953.18
53)	Amount subject to Combined Expenditure P/A cap	
54)	State Allocation (line 1)	\$11,743,486.00
55)	Program Income Received (line 5)	\$0.00
56)	Adjustment to compute total subject to P/A cap	\$0.00
57)	Total subject to P/A cap (sum of lines 54-56)	\$11,743,486.00
58)	Percent of funds disbursed to date for P/A (line 52 / line 57) Combined Cap	10.92%
59)	Disbursed in IDIS for P/A from Annual Grant Only	\$1,282,953.18
60)	Amount subject the Annual Grant P/A cap	
61)	State Allocation	\$11,743,486.00
62)	Percent of funds disbursed to date for P/A (line 59 / line 61) Annual Grant Cap	10.92%

U.S. Department of Housing and Urban Development  
 Office of Community Planning and Development  
 Integrated Disbursement and Information System  
 State of Arizona  
 Performance and Evaluation Report  
 For Grant Year 2018  
 As of 08/23/2024  
 Grant Number B18DC040001

Part II: Compliance with Overall Low and Moderate Income Benefit

63) Period specified for benefit: grant years 2018 – 2018

64) Final PER for compliance with the overall benefit test: [ No ]

	Grant Year	2018	2019	Total
65) Benefit LMI persons and households (1)		9,027,987.50	8,270,910.21	17,298,897.71
66) Benefit LMI, 108 activities		0.00	0.00	0.00
67) Benefit LMI, other adjustments		0.00	0.00	0.00
68) Total, Benefit LMI (sum of lines 65-67)		9,027,987.50	8,270,910.21	17,298,897.71
69) Prevent/Eliminate Slum/Blight		1,373,436.69	932,737.68	2,306,174.37
70) Prevent Slum/Blight, 108 activities		0.00	0.00	0.00
71) Total, Prevent Slum/Blight (sum of lines 69 and 70)		1,373,436.69	932,737.68	2,306,174.37
72) Meet Urgent Community Development Needs		0.00	0.00	0.00
73) Meet Urgent Needs, 108 activities		0.00	0.00	0.00
74) Total, Meet Urgent Needs (sum of lines 72 and 73)		0.00	0.00	0.00
75) Acquisition, New Construction, Rehab/Special Areas noncountable		0.00	0.00	0.00
76) Total disbursements subject to overall LMI benefit (sum of lines 68, 71, 74, and 75)		10,401,424.19	9,203,647.89	19,605,072.08
77) Low and moderate income benefit (line 68 / line 76)		0.87	0.90	0.88
78) Other Disbursements		1.00	1.00	2.00
79) State Administration		0.00	0.00	0.00
80) Technical Assistance		80,000.00	80,000.00	160,000.00
81) Local Administration		1,282,953.18	736,388.24	2,019,341.42
82) Section 108 repayments		0.00	0.00	0.00

U.S. Department of Housing and Urban Development  
Office of Community Planning and Development  
Integrated Disbursement and Information System  
State of Arizona  
Performance and Evaluation Report  
For Grant Year 2019  
As of 08/23/2024  
Grant Number B19DC040001

DATE: 08-23-24  
TIME: 14:08  
PAGE: 1

## Part I: Financial Status

## A. Sources of State CDBG Funds

1)	State Allocation	\$10,108,167.00
2)	Program Income	
3)	Program income received in IDIS	\$0.00
3 a)	Program income received from Section 108 Projects (for SI type)	\$0.00
4)	Adjustment to compute total program income	\$0.00
5)	Total program income (sum of lines 3 and 4)	\$0.00
6)	Section 108 Loan Funds	\$0.00
7)	Total State CDBG Resources (sum of lines 1,5 and 6)	\$10,108,167.00

## B. State CDBG Resources by Use

8)	State Allocation	
9)	Obligated to recipients	\$9,940,036.13
10)	Adjustment to compute total obligated to recipients	\$0.00
11)	Total obligated to recipients (sum of lines 9 and 10)	\$9,940,036.13
12)	Set aside for State Administration	\$0.00
13)	Adjustment to compute total set aside for State Administration	\$0.00
14)	Total set aside for State Administration (sum of lines 12 and 13)	\$0.00
15)	Set aside for Technical Assistance	\$80,000.00
16)	Adjustment to compute total set aside for Technical Assistance	\$0.00
17)	Total set aside for Technical Assistance (sum of lines 15 and 16)	\$80,000.00
18)	State funds set aside for State Administration match	\$0.00

U.S. Department of Housing and Urban Development  
 Office of Community Planning and Development  
 Integrated Disbursement and Information System  
 State of Arizona  
 Performance and Evaluation Report  
 For Grant Year 2019  
 As of 08/23/2024  
 Grant Number B19DC040001

19)	Program Income	
20)	Returned to the state and redistributed	
20 a)	Section 108 program income expended for the Section 108 repayment	
21)	Adjustment to compute total redistributed	\$0.00
22)	Total redistributed (sum of lines 20 and 21)	\$0.00
23)	Returned to the state and not yet redistributed	\$0.00
23 a)	Section 108 program income not yet disbursed	\$0.00
24)	Adjustment to compute total not yet redistributed	\$0.00
25)	Total not yet redistributed (sum of lines 23 and 24)	\$0.00
26)	Retained by recipients	\$0.00
27)	Adjustment to compute total retained	\$0.00
28)	Total retained (sum of lines 26 and 27)	\$0.00
C.	Expenditures of State CDBG Resources	
29)	Drawn for State Administration	\$0.00
30)	Adjustment to amount drawn for State Administration	\$0.00
31)	Total drawn for State Administration	\$0.00
32)	Drawn for Technical Assistance	\$80,000.00
33)	Adjustment to amount drawn for Technical Assistance	\$0.00
34)	Total drawn for Technical Assistance	\$80,000.00
35)	Drawn for Section 108 Repayments	\$0.00
36)	Adjustment to amount drawn for Section 108 Repayments	\$0.00
37)	Total drawn for Section 108 Repayments	\$0.00
38)	Drawn for all other activities	\$9,940,036.13
39)	Adjustment to amount drawn for all other activities	\$0.00
40)	Total drawn for all other activities	\$9,940,036.13

U.S. Department of Housing and Urban Development  
 Office of Community Planning and Development  
 Integrated Disbursement and Information System  
 State of Arizona  
 Performance and Evaluation Report  
 For Grant Year 2019  
 As of 08/23/2024  
 Grant Number B19DC040001

D. Compliance with Public Service (PS) Cap		
41)	Disbursed in IDIS for PS	\$233,857.47
42)	Adjustment to compute total disbursed for PS	\$0.00
43)	Total disbursed for PS (sum of lines 41 and 42)	\$233,857.47
44)	Amount subject to PS cap	
45)	State Allocation (line 1)	\$10,108,167.00
46)	Program Income Received (line 5)	\$0.00
47)	Adjustment to compute total subject to PS cap	\$0.00
48)	Total subject to PS cap (sum of lines 45-47)	\$10,108,167.00
49)	Percent of funds disbursed to date for PS (line 43 / line 48)	2.31%
E. Compliance with Planning and Administration (P/A) Cap		
50)	Disbursed in IDIS for P/A from all fund types - Combined	\$736,388.24
51)	Adjustment to compute total disbursed for P/A	\$0.00
52)	Total disbursed for P/A (sum of lines 50 and 51)	\$736,388.24
53)	Amount subject to Combined Expenditure P/A cap	
54)	State Allocation (line 1)	\$10,108,167.00
55)	Program Income Received (line 5)	\$0.00
56)	Adjustment to compute total subject to P/A cap	\$0.00
57)	Total subject to P/A cap (sum of lines 54-56)	\$10,108,167.00
58)	Percent of funds disbursed to date for P/A (line 52 / line 57) Combined Cap	7.29%
59)	Disbursed in IDIS for P/A from Annual Grant Only	\$736,388.24
60)	Amount subject the Annual Grant P/A cap	
61)	State Allocation	\$10,108,167.00
62)	Percent of funds disbursed to date for P/A (line 59 / line 61) Annual Grant Cap	7.29%



U.S. Department of Housing and Urban Development  
 Office of Community Planning and Development  
 Integrated Disbursement and Information System  
 State of Arizona  
 Performance and Evaluation Report  
 For Grant Year 2019  
 As of 08/23/2024  
 Grant Number B19DC040001

Part II: Compliance with Overall Low and Moderate Income Benefit

63) Period specified for benefit: grant years 2019 – 2019

64) Final PER for compliance with the overall benefit test: [ No ]

	Grant Year	2019	2020	Total
65) Benefit LMI persons and households (1)		8,270,910.21	8,382,216.29	16,653,126.50
66) Benefit LMI, 108 activities		0.00	0.00	0.00
67) Benefit LMI, other adjustments		0.00	0.00	0.00
68) Total, Benefit LMI (sum of lines 65-67)		8,270,910.21	8,382,216.29	16,653,126.50
69) Prevent/Eliminate Slum/Blight		932,737.68	266,861.00	1,199,598.68
70) Prevent Slum/Blight, 108 activities		0.00	0.00	0.00
71) Total, Prevent Slum/Blight (sum of lines 69 and 70)		932,737.68	266,861.00	1,199,598.68
72) Meet Urgent Community Development Needs		0.00	0.00	0.00
73) Meet Urgent Needs, 108 activities		0.00	0.00	0.00
74) Total, Meet Urgent Needs (sum of lines 72 and 73)		0.00	0.00	0.00
75) Acquisition, New Construction, Rehab/Special Areas noncountable		0.00	0.00	0.00
76) Total disbursements subject to overall LMI benefit (sum of lines 68, 71, 74, and 75)		9,203,647.89	8,649,077.29	17,852,725.18
77) Low and moderate income benefit (line 68 / line 76)		0.90	0.97	0.93
78) Other Disbursements		1.00	1.00	2.00
79) State Administration		0.00	0.00	0.00
80) Technical Assistance		80,000.00	80,000.00	160,000.00
81) Local Administration		736,388.24	736,531.40	1,472,919.64
82) Section 108 repayments		0.00	0.00	0.00

U.S. Department of Housing and Urban Development  
Office of Community Planning and Development  
Integrated Disbursement and Information System  
State of Arizona  
Performance and Evaluation Report  
For Grant Year 2020  
As of 08/23/2024  
Grant Number B20DC040001

DATE: 08-23-24  
TIME: 14:09  
PAGE: 1

## Part I: Financial Status

## A. Sources of State CDBG Funds

1)	State Allocation	\$9,783,115.00
2)	Program Income	
3)	Program income receipted in IDIS	\$0.00
3 a)	Program income receipted from Section 108 Projects (for SI type)	\$0.00
4)	Adjustment to compute total program income	\$0.00
5)	Total program income (sum of lines 3 and 4)	\$0.00
6)	Section 108 Loan Funds	\$0.00
7)	Total State CDBG Resources (sum of lines 1,5 and 6)	\$9,783,115.00

## B. State CDBG Resources by Use

8)	State Allocation	
9)	Obligated to recipients	\$9,701,064.40
10)	Adjustment to compute total obligated to recipients	\$0.00
11)	Total obligated to recipients (sum of lines 9 and 10)	\$9,701,064.40
12)	Set aside for State Administration	\$0.00
13)	Adjustment to compute total set aside for State Administration	\$0.00
14)	Total set aside for State Administration (sum of lines 12 and 13)	\$0.00
15)	Set aside for Technical Assistance	\$80,000.00
16)	Adjustment to compute total set aside for Technical Assistance	\$0.00
17)	Total set aside for Technical Assistance (sum of lines 15 and 16)	\$80,000.00
18)	State funds set aside for State Administration match	\$0.00

U.S. Department of Housing and Urban Development  
 Office of Community Planning and Development  
 Integrated Disbursement and Information System  
 State of Arizona  
 Performance and Evaluation Report  
 For Grant Year 2020  
 As of 08/23/2024  
 Grant Number B20DC040001

19)	Program Income	
20)	Returned to the state and redistributed	
20 a)	Section 108 program income expended for the Section 108 repayment	
21)	Adjustment to compute total redistributed	\$0.00
22)	Total redistributed (sum of lines 20 and 21)	\$0.00
23)	Returned to the state and not yet redistributed	\$0.00
23 a)	Section 108 program income not yet disbursed	\$0.00
24)	Adjustment to compute total not yet redistributed	\$0.00
25)	Total not yet redistributed (sum of lines 23 and 24)	\$0.00
26)	Retained by recipients	\$0.00
27)	Adjustment to compute total retained	\$0.00
28)	Total retained (sum of lines 26 and 27)	\$0.00
C.	Expenditures of State CDBG Resources	
29)	Drawn for State Administration	\$0.00
30)	Adjustment to amount drawn for State Administration	\$0.00
31)	Total drawn for State Administration	\$0.00
32)	Drawn for Technical Assistance	\$80,000.00
33)	Adjustment to amount drawn for Technical Assistance	\$0.00
34)	Total drawn for Technical Assistance	\$80,000.00
35)	Drawn for Section 108 Repayments	\$0.00
36)	Adjustment to amount drawn for Section 108 Repayments	\$0.00
37)	Total drawn for Section 108 Repayments	\$0.00
38)	Drawn for all other activities	\$9,385,608.69
39)	Adjustment to amount drawn for all other activities	\$0.00
40)	Total drawn for all other activities	\$9,385,608.69

U.S. Department of Housing and Urban Development  
 Office of Community Planning and Development  
 Integrated Disbursement and Information System  
 State of Arizona  
 Performance and Evaluation Report  
 For Grant Year 2020  
 As of 08/23/2024  
 Grant Number B20DC040001

D. Compliance with Public Service (PS) Cap		
41)	Disbursed in IDIS for PS	\$0.00
42)	Adjustment to compute total disbursed for PS	\$0.00
43)	Total disbursed for PS (sum of lines 41 and 42)	\$0.00
44)	Amount subject to PS cap	
45)	State Allocation (line 1)	\$9,783,115.00
46)	Program Income Received (line 5)	\$0.00
47)	Adjustment to compute total subject to PS cap	\$0.00
48)	Total subject to PS cap (sum of lines 45-47)	\$9,783,115.00
49)	Percent of funds disbursed to date for PS (line 43 / line 48)	0.00%
E. Compliance with Planning and Administration (P/A) Cap		
50)	Disbursed in IDIS for P/A from all fund types - Combined	\$736,531.40
51)	Adjustment to compute total disbursed for P/A	\$0.00
52)	Total disbursed for P/A (sum of lines 50 and 51)	\$736,531.40
53)	Amount subject to Combined Expenditure P/A cap	
54)	State Allocation (line 1)	\$9,783,115.00
55)	Program Income Received (line 5)	\$0.00
56)	Adjustment to compute total subject to P/A cap	\$0.00
57)	Total subject to P/A cap (sum of lines 54-56)	\$9,783,115.00
58)	Percent of funds disbursed to date for P/A (line 52 / line 57) Combined Cap	7.53%
59)	Disbursed in IDIS for P/A from Annual Grant Only	\$736,531.40
60)	Amount subject the Annual Grant P/A cap	
61)	State Allocation	\$9,783,115.00
62)	Percent of funds disbursed to date for P/A (line 59 / line 61) Annual Grant Cap	7.53%

U.S. Department of Housing and Urban Development  
 Office of Community Planning and Development  
 Integrated Disbursement and Information System  
 State of Arizona  
 Performance and Evaluation Report  
 For Grant Year 2020  
 As of 08/23/2024  
 Grant Number B20DC040001

Part II: Compliance with Overall Low and Moderate Income Benefit

63) Period specified for benefit: grant years 2020 – 2020

64) Final PER for compliance with the overall benefit test: [ No ]

	Grant Year	2020	2021	Total
65) Benefit LMI persons and households (1)		8,382,216.29	7,967,520.04	16,349,736.33
66) Benefit LMI, 108 activities		0.00	0.00	0.00
67) Benefit LMI, other adjustments		0.00	0.00	0.00
68) Total, Benefit LMI (sum of lines 65-67)		8,382,216.29	7,967,520.04	16,349,736.33
69) Prevent/Eliminate Slum/Blight		266,861.00	350,199.00	617,060.00
70) Prevent Slum/Blight, 108 activities		0.00	0.00	0.00
71) Total, Prevent Slum/Blight (sum of lines 69 and 70)		266,861.00	350,199.00	617,060.00
72) Meet Urgent Community Development Needs		0.00	0.00	0.00
73) Meet Urgent Needs, 108 activities		0.00	0.00	0.00
74) Total, Meet Urgent Needs (sum of lines 72 and 73)		0.00	0.00	0.00
75) Acquisition, New Construction, Rehab/Special Areas noncountable		0.00	0.00	0.00
76) Total disbursements subject to overall LMI benefit (sum of lines 68, 71, 74, and 75)		8,649,077.29	8,317,719.04	16,966,796.33
77) Low and moderate income benefit (line 68 / line 76)		0.97	0.96	0.96
78) Other Disbursements		1.00	1.00	2.00
79) State Administration		0.00	0.00	0.00
80) Technical Assistance		80,000.00	54,440.00	134,440.00
81) Local Administration		736,531.40	561,834.55	1,298,365.95
82) Section 108 repayments		0.00	0.00	0.00

U.S. Department of Housing and Urban Development  
Office of Community Planning and Development  
Integrated Disbursement and Information System  
State of Arizona  
Performance and Evaluation Report  
For Grant Year 2021  
As of 08/23/2024  
Grant Number B21DC040001

DATE: 08-23-24  
TIME: 14:10  
PAGE: 1

## Part I: Financial Status

## A. Sources of State CDBG Funds

1)	State Allocation	\$9,943,614.00
2)	Program Income	
3)	Program income receipted in IDIS	\$93,100.02
3 a)	Program income receipted from Section 108 Projects (for SI type)	\$0.00
4)	Adjustment to compute total program income	\$0.00
5)	Total program income (sum of lines 3 and 4)	\$93,100.02
6)	Section 108 Loan Funds	\$0.00
7)	Total State CDBG Resources (sum of lines 1,5 and 6)	\$10,036,714.02

## B. State CDBG Resources by Use

8)	State Allocation	
9)	Obligated to recipients	\$9,761,849.10
10)	Adjustment to compute total obligated to recipients	\$0.00
11)	Total obligated to recipients (sum of lines 9 and 10)	\$9,761,849.10
12)	Set aside for State Administration	\$0.00
13)	Adjustment to compute total set aside for State Administration	\$0.00
14)	Total set aside for State Administration (sum of lines 12 and 13)	\$0.00
15)	Set aside for Technical Assistance	\$80,000.00
16)	Adjustment to compute total set aside for Technical Assistance	\$0.00
17)	Total set aside for Technical Assistance (sum of lines 15 and 16)	\$80,000.00
18)	State funds set aside for State Administration match	\$0.00

U.S. Department of Housing and Urban Development  
Office of Community Planning and Development  
Integrated Disbursement and Information System  
State of Arizona  
Performance and Evaluation Report  
For Grant Year 2021  
As of 08/23/2024  
Grant Number B21DC040001

DATE: 08-23-24  
TIME: 14:10  
PAGE: 2

19)	Program Income	
20)	Returned to the state and redistributed	
20 a)	Section 108 program income expended for the Section 108 repayment	
21)	Adjustment to compute total redistributed	\$0.00
22)	Total redistributed (sum of lines 20 and 21)	\$0.00
23)	Returned to the state and not yet redistributed	\$0.00
23 a)	Section 108 program income not yet disbursed	\$0.00
24)	Adjustment to compute total not yet redistributed	\$0.00
25)	Total not yet redistributed (sum of lines 23 and 24)	\$0.00
26)	Retained by recipients	\$93,100.02
27)	Adjustment to compute total retained	\$0.00
28)	Total retained (sum of lines 26 and 27)	\$93,100.02
C.	Expenditures of State CDBG Resources	
29)	Drawn for State Administration	\$0.00
30)	Adjustment to amount drawn for State Administration	\$0.00
31)	Total drawn for State Administration	\$0.00
32)	Drawn for Technical Assistance	\$54,440.00
33)	Adjustment to amount drawn for Technical Assistance	\$0.00
34)	Total drawn for Technical Assistance	\$54,440.00
		<i>-\$25,560.00</i>
35)	Drawn for Section 108 Repayments	\$0.00
36)	Adjustment to amount drawn for Section 108 Repayments	\$0.00
37)	Total drawn for Section 108 Repayments	\$0.00
38)	Drawn for all other activities	\$8,879,553.59
39)	Adjustment to amount drawn for all other activities	\$0.00
40)	Total drawn for all other activities	\$8,879,553.59

U.S. Department of Housing and Urban Development  
Office of Community Planning and Development  
Integrated Disbursement and Information System  
State of Arizona  
Performance and Evaluation Report  
For Grant Year 2021  
As of 08/23/2024  
Grant Number B21DC040001

DATE: 08-23-24  
TIME: 14:10  
PAGE: 3

D. Compliance with Public Service (PS) Cap		
41)	Disbursed in IDIS for PS	\$0.00
42)	Adjustment to compute total disbursed for PS	\$0.00
43)	Total disbursed for PS (sum of lines 41 and 42)	\$0.00
44)	Amount subject to PS cap	
45)	State Allocation (line 1)	\$9,943,614.00
46)	Program Income Received (line 5)	\$93,100.02
47)	Adjustment to compute total subject to PS cap	\$0.00
48)	Total subject to PS cap (sum of lines 45-47)	\$10,036,714.02
49)	Percent of funds disbursed to date for PS (line 43 / line 48)	0.00%
E. Compliance with Planning and Administration (P/A) Cap		
50)	Disbursed in IDIS for P/A from all fund types - Combined	\$561,834.55
51)	Adjustment to compute total disbursed for P/A	\$0.00
52)	Total disbursed for P/A (sum of lines 50 and 51)	\$561,834.55
53)	Amount subject to Combined Expenditure P/A cap	
54)	State Allocation (line 1)	\$9,943,614.00
55)	Program Income Received (line 5)	\$93,100.02
56)	Adjustment to compute total subject to P/A cap	\$0.00
57)	Total subject to P/A cap (sum of lines 54-56)	\$10,036,714.02
58)	Percent of funds disbursed to date for P/A (line 52 / line 57) Combined Cap	5.60%
59)	Disbursed in IDIS for P/A from Annual Grant Only	\$561,834.55
60)	Amount subject the Annual Grant P/A cap	
61)	State Allocation	\$9,943,614.00
62)	Percent of funds disbursed to date for P/A (line 59 / line 61) Annual Grant Cap	5.65%



U.S. Department of Housing and Urban Development  
 Office of Community Planning and Development  
 Integrated Disbursement and Information System  
 State of Arizona  
 Performance and Evaluation Report  
 For Grant Year 2021  
 As of 08/23/2024  
 Grant Number B21DC040001

Part II: Compliance with Overall Low and Moderate Income Benefit

63) Period specified for benefit: grant years 2021 – 2021

64) Final PER for compliance with the overall benefit test: [ No ]

	Grant Year	2021	2022	Total
65) Benefit LMI persons and households (1)		7,967,520.04	4,003,611.81	11,971,131.85
66) Benefit LMI, 108 activities		0.00	0.00	0.00
67) Benefit LMI, other adjustments		0.00	0.00	0.00
68) Total, Benefit LMI (sum of lines 65-67)		7,967,520.04	4,003,611.81	11,971,131.85
69) Prevent/Eliminate Slum/Blight		350,199.00	0.00	350,199.00
70) Prevent Slum/Blight, 108 activities		0.00	0.00	0.00
71) Total, Prevent Slum/Blight (sum of lines 69 and 70)		350,199.00	0.00	350,199.00
72) Meet Urgent Community Development Needs		0.00	0.00	0.00
73) Meet Urgent Needs, 108 activities		0.00	0.00	0.00
74) Total, Meet Urgent Needs (sum of lines 72 and 73)		0.00	0.00	0.00
75) Acquisition, New Construction, Rehab/Special Areas noncountable		0.00	0.00	0.00
76) Total disbursements subject to overall LMI benefit (sum of lines 68, 71, 74, and 75)		8,317,719.04	4,003,611.81	12,321,330.85
77) Low and moderate income benefit (line 68 / line 76)		0.96	1.00	0.97
78) Other Disbursements		1.00	1.00	2.00
79) State Administration		0.00	294,581.00	294,581.00
80) Technical Assistance		54,440.00	39,055.00	93,495.00
81) Local Administration		561,834.55	546,569.78	1,108,404.33
82) Section 108 repayments		0.00	0.00	0.00

U.S. Department of Housing and Urban Development  
Office of Community Planning and Development  
Integrated Disbursement and Information System  
State of Arizona  
Performance and Evaluation Report  
For Grant Year 2022  
As of 08/23/2024  
Grant Number B22DC040001

DATE: 08-23-24  
TIME: 14:11  
PAGE: 1

## Part I: Financial Status

## A. Sources of State CDBG Funds

1)	State Allocation	\$9,729,050.00
2)	Program Income	
3)	Program income received in IDIS	\$18,266.96
3 a)	Program income received from Section 108 Projects (for SI type)	\$0.00
4)	Adjustment to compute total program income	\$0.00
5)	Total program income (sum of lines 3 and 4)	\$18,266.96
6)	Section 108 Loan Funds	\$0.00
7)	Total State CDBG Resources (sum of lines 1,5 and 6)	\$9,747,316.96

## B. State CDBG Resources by Use

8)	State Allocation	
9)	Obligated to recipients	\$9,336,791.99
10)	Adjustment to compute total obligated to recipients	\$0.00
11)	Total obligated to recipients (sum of lines 9 and 10)	\$9,336,791.99
12)	Set aside for State Administration	\$294,581.00
13)	Adjustment to compute total set aside for State Administration	\$0.00
14)	Total set aside for State Administration (sum of lines 12 and 13)	\$294,581.00
15)	Set aside for Technical Assistance	\$97,290.00
16)	Adjustment to compute total set aside for Technical Assistance	\$0.00
17)	Total set aside for Technical Assistance (sum of lines 15 and 16)	\$97,290.00
18)	State funds set aside for State Administration match	\$0.00

U.S. Department of Housing and Urban Development  
Office of Community Planning and Development  
Integrated Disbursement and Information System  
State of Arizona  
Performance and Evaluation Report  
For Grant Year 2022  
As of 08/23/2024  
Grant Number B22DC040001

DATE: 08-23-24  
TIME: 14:11  
PAGE: 2

19)	Program Income	
20)	Returned to the state and redistributed	
20 a)	Section 108 program income expended for the Section 108 repayment	
21)	Adjustment to compute total redistributed	\$0.00
22)	Total redistributed (sum of lines 20 and 21)	\$0.00
23)	Returned to the state and not yet redistributed	\$0.00
23 a)	Section 108 program income not yet disbursed	\$0.00
24)	Adjustment to compute total not yet redistributed	\$0.00
25)	Total not yet redistributed (sum of lines 23 and 24)	\$0.00
26)	Retained by recipients	\$18,266.96
27)	Adjustment to compute total retained	\$0.00
28)	Total retained (sum of lines 26 and 27)	\$18,266.96
C.	Expenditures of State CDBG Resources	
29)	Drawn for State Administration	\$294,581.00
30)	Adjustment to amount drawn for State Administration	\$0.00
31)	Total drawn for State Administration	\$294,581.00
32)	Drawn for Technical Assistance	\$39,055.00
33)	Adjustment to amount drawn for Technical Assistance	\$0.00
34)	Total drawn for Technical Assistance	\$39,055.00
		<i>-\$58,235.00</i>
35)	Drawn for Section 108 Repayments	\$0.00
36)	Adjustment to amount drawn for Section 108 Repayments	\$0.00
37)	Total drawn for Section 108 Repayments	\$0.00
38)	Drawn for all other activities	\$4,550,181.59
39)	Adjustment to amount drawn for all other activities	\$0.00
40)	Total drawn for all other activities	\$4,550,181.59

U.S. Department of Housing and Urban Development  
 Office of Community Planning and Development  
 Integrated Disbursement and Information System  
 State of Arizona  
 Performance and Evaluation Report  
 For Grant Year 2022  
 As of 08/23/2024  
 Grant Number B22DC040001

D. Compliance with Public Service (PS) Cap		
41)	Disbursed in IDIS for PS	\$0.00
42)	Adjustment to compute total disbursed for PS	\$0.00
43)	Total disbursed for PS (sum of lines 41 and 42)	\$0.00
44)	Amount subject to PS cap	
45)	State Allocation (line 1)	\$9,729,050.00
46)	Program Income Received (line 5)	\$18,266.96
47)	Adjustment to compute total subject to PS cap	\$0.00
48)	Total subject to PS cap (sum of lines 45-47)	\$9,747,316.96
49)	Percent of funds disbursed to date for PS (line 43 / line 48)	0.00%
E. Compliance with Planning and Administration (P/A) Cap		
50)	Disbursed in IDIS for P/A from all fund types - Combined	\$847,451.45
51)	Adjustment to compute total disbursed for P/A	\$0.00
52)	Total disbursed for P/A (sum of lines 50 and 51)	\$847,451.45
53)	Amount subject to Combined Expenditure P/A cap	
54)	State Allocation (line 1)	\$9,729,050.00
55)	Program Income Received (line 5)	\$18,266.96
56)	Adjustment to compute total subject to P/A cap	\$0.00
57)	Total subject to P/A cap (sum of lines 54-56)	\$9,747,316.96
58)	Percent of funds disbursed to date for P/A (line 52 / line 57) Combined Cap	8.69%
59)	Disbursed in IDIS for P/A from Annual Grant Only	\$552,870.45
60)	Amount subject the Annual Grant P/A cap	
61)	State Allocation	\$9,729,050.00
62)	Percent of funds disbursed to date for P/A (line 59 / line 61) Annual Grant Cap	5.68%

U.S. Department of Housing and Urban Development  
 Office of Community Planning and Development  
 Integrated Disbursement and Information System  
 State of Arizona  
 Performance and Evaluation Report  
 For Grant Year 2022  
 As of 08/23/2024  
 Grant Number B22DC040001

Part II: Compliance with Overall Low and Moderate Income Benefit

63) Period specified for benefit: grant years 2022 – 2022

64) Final PER for compliance with the overall benefit test: [ No ]

	Grant Year	2022	2023	Total
65) Benefit LMI persons and households (1)		4,003,611.81	475,459.28	4,479,071.09
66) Benefit LMI, 108 activities		0.00	0.00	0.00
67) Benefit LMI, other adjustments		0.00	0.00	0.00
68) Total, Benefit LMI (sum of lines 65-67)		4,003,611.81	475,459.28	4,479,071.09
69) Prevent/Eliminate Slum/Blight		0.00	0.00	0.00
70) Prevent Slum/Blight, 108 activities		0.00	0.00	0.00
71) Total, Prevent Slum/Blight (sum of lines 69 and 70)		0.00	0.00	0.00
72) Meet Urgent Community Development Needs		0.00	0.00	0.00
73) Meet Urgent Needs, 108 activities		0.00	0.00	0.00
74) Total, Meet Urgent Needs (sum of lines 72 and 73)		0.00	0.00	0.00
75) Acquisition, New Construction, Rehab/Special Areas noncountable		0.00	0.00	0.00
76) Total disbursements subject to overall LMI benefit (sum of lines 68, 71, 74, and 75)		4,003,611.81	475,459.28	4,479,071.09
77) Low and moderate income benefit (line 68 / line 76)		1.00	1.00	1.00
78) Other Disbursements		1.00	1.00	2.00
79) State Administration		294,581.00	120,110.89	414,691.89
80) Technical Assistance		39,055.00	15,256.00	54,311.00
81) Local Administration		546,569.78	142,651.19	689,220.97
82) Section 108 repayments		0.00	0.00	0.00

U.S. Department of Housing and Urban Development  
Office of Community Planning and Development  
Integrated Disbursement and Information System  
State of Arizona  
Performance and Evaluation Report  
For Grant Year 2023  
As of 08/23/2024  
Grant Number B23DC040001

## Part I: Financial Status

## A. Sources of State CDBG Funds

1)	State Allocation	\$9,905,563.00
2)	Program Income	
3)	Program income received in IDIS	\$0.00
3 a)	Program income received from Section 108 Projects (for SI type)	\$0.00
4)	Adjustment to compute total program income	
5)	Total program income (sum of lines 3 and 4)	\$0.00
6)	Section 108 Loan Funds	
7)	Total State CDBG Resources (sum of lines 1,5 and 6)	\$9,905,563.00

## B. State CDBG Resources by Use

8)	State Allocation	
9)	Obligated to recipients	\$6,343,938.00
10)	Adjustment to compute total obligated to recipients	
11)	Total obligated to recipients (sum of lines 9 and 10)	\$6,343,938.00
12)	Set aside for State Administration	\$298,110.89
13)	Adjustment to compute total set aside for State Administration	
14)	Total set aside for State Administration (sum of lines 12 and 13)	\$298,110.89
15)	Set aside for Technical Assistance	\$99,056.00
16)	Adjustment to compute total set aside for Technical Assistance	
17)	Total set aside for Technical Assistance (sum of lines 15 and 16)	\$99,056.00
18)	State funds set aside for State Administration match	

U.S. Department of Housing and Urban Development  
 Office of Community Planning and Development  
 Integrated Disbursement and Information System  
 State of Arizona  
 Performance and Evaluation Report  
 For Grant Year 2023  
 As of 08/23/2024  
 Grant Number B23DC040001

19)	Program Income	
20)	Returned to the state and redistributed	
20 a)	Section 108 program income expended for the Section 108 repayment	
21)	Adjustment to compute total redistributed	
22)	Total redistributed (sum of lines 20 and 21)	\$0.00
23)	Returned to the state and not yet redistributed	\$0.00
23 a)	Section 108 program income not yet disbursed	\$0.00
24)	Adjustment to compute total not yet redistributed	
25)	Total not yet redistributed (sum of lines 23 and 24)	\$0.00
26)	Retained by recipients	\$0.00
27)	Adjustment to compute total retained	
28)	Total retained (sum of lines 26 and 27)	\$0.00
C.	Expenditures of State CDBG Resources	
29)	Drawn for State Administration	\$120,110.89
30)	Adjustment to amount drawn for State Administration	
31)	Total drawn for State Administration	\$120,110.89
32)	Drawn for Technical Assistance	\$15,256.00
33)	Adjustment to amount drawn for Technical Assistance	
34)	Total drawn for Technical Assistance	\$15,256.00
		<i>-\$83,800.00</i>
35)	Drawn for Section 108 Repayments	\$0.00
36)	Adjustment to amount drawn for Section 108 Repayments	
37)	Total drawn for Section 108 Repayments	\$0.00
38)	Drawn for all other activities	\$618,110.47
39)	Adjustment to amount drawn for all other activities	
40)	Total drawn for all other activities	\$618,110.47

U.S. Department of Housing and Urban Development  
 Office of Community Planning and Development  
 Integrated Disbursement and Information System  
 State of Arizona  
 Performance and Evaluation Report  
 For Grant Year 2023  
 As of 08/23/2024  
 Grant Number B23DC040001

D. Compliance with Public Service (PS) Cap		
41)	Disbursed in IDIS for PS	\$0.00
42)	Adjustment to compute total disbursed for PS	
43)	Total disbursed for PS (sum of lines 41 and 42)	\$0.00
44)	Amount subject to PS cap	
45)	State Allocation (line 1)	\$9,905,563.00
46)	Program Income Received (line 5)	\$0.00
47)	Adjustment to compute total subject to PS cap	
48)	Total subject to PS cap (sum of lines 45-47)	\$9,905,563.00
49)	Percent of funds disbursed to date for PS (line 43 / line 48)	0.00%
E. Compliance with Planning and Administration (P/A) Cap		
50)	Disbursed in IDIS for P/A from all fund types - Combined	\$263,961.19
51)	Adjustment to compute total disbursed for P/A	
52)	Total disbursed for P/A (sum of lines 50 and 51)	\$263,961.19
53)	Amount subject to Combined Expenditure P/A cap	
54)	State Allocation (line 1)	\$9,905,563.00
55)	Program Income Received (line 5)	\$0.00
56)	Adjustment to compute total subject to P/A cap	
57)	Total subject to P/A cap (sum of lines 54-56)	\$9,905,563.00
58)	Percent of funds disbursed to date for P/A (line 52 / line 57) Combined Cap	2.66%
59)	Disbursed in IDIS for P/A from Annual Grant Only	\$142,651.19
60)	Amount subject the Annual Grant P/A cap	
61)	State Allocation	\$9,905,563.00
62)	Percent of funds disbursed to date for P/A (line 59 / line 61) Annual Grant Cap	1.44%



U.S. Department of Housing and Urban Development  
Office of Community Planning and Development  
Integrated Disbursement and Information System  
State of Arizona  
Performance and Evaluation Report  
For Grant Year 2023  
As of 08/23/2024  
Grant Number B23DC040001

Part II: Compliance with Overall Low and Moderate Income Benefit

63) Period specified for benefit: grant years \_\_\_\_\_ – \_\_\_\_\_

64) Final PER for compliance with the overall benefit test: [            ]

No data returned for this view. This might be because the applied filter excludes all data.

U.S. Department of Housing and Urban Development  
Office of Community Planning and Development  
Integrated Disbursement and Information System  
Home Matching Liability Report

DATE: 08-23-24  
TIME: 14:18  
PAGE: 1

ARIZONA

Fiscal Year	Match Percent	Total Disbursements	Disbursements Requiring Match	Match Liability Amount
2000	25.0%	\$3,692,734.40	\$3,380,550.98	\$845,137.74
2001	25.0%	\$5,568,689.97	\$4,908,403.23	\$1,227,100.80
2002	25.0%	\$7,208,305.27	\$6,438,910.07	\$1,609,727.51
2003	25.0%	\$6,031,696.11	\$5,366,896.11	\$1,341,724.02
2004	25.0%	\$4,884,846.09	\$4,330,946.09	\$1,082,736.52
2005	25.0%	\$6,472,347.14	\$5,690,342.01	\$1,422,585.50
2006	25.0%	\$7,101,948.59	\$6,463,948.59	\$1,615,987.14
2007	25.0%	\$7,172,667.21	\$6,483,567.21	\$1,620,891.80
2008	25.0%	\$9,309,845.89	\$8,764,713.79	\$2,191,178.44
2009	25.0%	\$8,905,194.46	\$8,288,978.46	\$2,072,244.61
2010	12.5%	\$5,332,705.97	\$4,582,705.27	\$572,838.15
2011	12.5%	\$10,101,543.55	\$9,353,951.55	\$1,169,243.94
2012	12.5%	\$8,330,951.39	\$7,504,709.39	\$938,088.67
2013	12.5%	\$6,252,264.46	\$5,417,799.46	\$677,224.93
2014	12.5%	\$10,137,435.55	\$9,508,148.55	\$1,188,518.56
2015	25.0%	\$5,509,867.56	\$4,859,883.56	\$1,214,970.89
2016	25.0%	\$5,794,309.48	\$5,254,309.48	\$1,313,577.37

U.S. Department of Housing and Urban Development  
Office of Community Planning and Development  
Integrated Disbursement and Information System  
Home Matching Liability Report

2017	12.5%	\$4,609,305.32	\$4,082,020.02	\$510,252.50
2018	12.5%	\$3,411,979.96	\$2,956,196.96	\$369,524.62
2019	12.5%	\$6,827,294.20	\$6,280,194.20	\$785,024.27
2020	0.0%	\$4,676,226.01	\$4,105,720.71	\$0.00
2021	0.0%	\$5,959,415.24	\$5,277,201.85	\$0.00
2022	0.0%	\$3,218,641.61	\$2,753,954.80	\$0.00
2023	0.0%	\$2,835,963.17	\$2,175,229.57	\$0.00
2024	25.0%	\$10,625,645.33	\$9,874,645.33	\$2,468,661.33



Office of Community Planning and Development  
 U.S. Department of Housing and Urban Development  
 Integrated Disbursement and Information System

DATE: 08-23-24  
 TIME: 14:22  
 PAGE: 1

Expenditure Report  
 Use of CDBG-CV Funds by ARIZONA  
 from 07-01-2023 to 06-30-2024

Matrix Code	Activity Group	Matrix Code Name	Disbursements during PY 2023	Percent of Total Disbursed in 2023
03C	PI	Homeless Facilities (not operating costs)	2,892,024.50	87.62%
Subtotal for : Public Facilities and Improvements			2,892,024.50	87.62%
05Q	PS	Subsistence Payment	859.09	0.03%
05W	PS	Food Banks	343,708.96	10.41%
Subtotal for : Public Services			344,568.05	10.44%
21A	AP	General Program Administration	61,979.59	1.88%
Subtotal for : General Administration and Planning			61,979.59	1.88%
19H	OT	State CDBG Technical Assistance to Grantees	2,030.00	0.06%
Subtotal for : Other			2,030.00	0.06%
Total Disbursements			3,300,602.14	100.00%



U.S. Department of Housing and Urban Development  
Office of Community Planning and Development  
Integrated Disbursement and Information System  
ARIZONA

DATE: 08-23-24  
TIME: 14:24  
PAGE: 1

Selected CDBG-CV Accomplishment Report  
Program Year Between 07-01-2023 and 06-30-2024

### PUBLIC SERVICES

Matrix Code	Eligible Activity	Number of Persons Benefitting
05W	Food Banks	72,000
Total Number of Persons Benefitting:		72,000

### PUBLIC IMPROVEMENTS

Matrix Code	Eligible Activity	Number of Persons Benefitting
03C	Homeless Facilities (not operating costs)	32
Total Number of Persons Benefitting:		32

U.S. Department of Housing and Urban Development  
Office of Community Planning and Development  
Integrated Disbursement and Information System

State of ARIZONA  
Grant Financial Summary  
As of 08/23/2024

U.S. Department of Housing and Urban Development  
Office of Community Planning and Development  
Integrated Disbursement and Information System  
Grant Number B20DW040001

DATE: 08-23-24  
TIME: 14:15  
PAGE: 2

## A. Sources of State CDBG Funds

1) State Allocation	\$32,191,973.00
2) Grant funds returned to line of credit	
3) Grant funds returned to local account	

## B. State CDBG Resources by Use

4) Obligated to recipients	\$32,178,908.00
5) Set aside for State Administration	\$310,139.35
6) Set aside for Technical Assistance	\$641,844.40

## C. Expenditures of State CDBG Resources

7) Drawn for State Administration	\$228,079.72
8) Drawn for Technical Assistance	\$639,364.28
9) Drawn for Section 108 Repayments	
10) Drawn for all other activities	\$29,361,271.14
11) <i>Disbursed for Coronavirus-related Activities</i>	\$30,228,715.14
12) <i>Disbursed for Activities Not related to Coronavirus</i>	

## D. Compliance with Public Service (PS) Cap

13) Disbursed in IDIS for ALL PS	\$6,604,121.81
14) <i>Disbursed for Coronavirus-related Public Services</i>	\$6,604,121.81
15) <i>Disbursed for Public Services Not related to Coronavirus</i>	
16) Percent of funds disbursed to date for PS (line 13 / line 1)	20.51%
17) <i>Percent Disbursed for Coronavirus-related Public Services (line 14 / line 1)</i>	20.51%
18) <i>Percent Disbursed for Public Services Not related to Coronavirus (line 15 / line 1)</i>	0.00%

## E. Compliance with Planning and Administration (P/A) Cap

19) Disbursed in IDIS for P/A from Grant	\$1,386,185.84
20) Percent of funds disbursed to date for P/A (line 19 / line 1 )	4.31%

## F. Overall Low and Moderate Income Benefit

21) Drawn to Benefit LMI persons and households (minus noncountable amounts, line 22)	\$21,547,274.78
22) Noncountable amounts drawn: Non-LMI Portion of LMH activities	
23) Drawn to Prevent/Eliminate Slum/Blight	
24) Drawn to Address Urgent Needs	\$6,655,890.24

U.S. Department of Housing and Urban Development  
Office of Community Planning and Development  
Integrated Disbursement and Information System

25) Total disbursements subject to overall LMI benefit (sum of lines 21, 22, 23 and 24)	\$28,203,165.02
26) Percent Low and moderate income benefit, to date (line 21 / line 25)	76.40%