



Arizona  
Department  
*of* Housing

**OPERATING BUDGET REQUEST  
& STRATEGIC PLAN**

**FY2024 Actuals  
FY2025-2026 Plan**

KATIE HOBBS  
Governor



JOAN SERVISS  
Director

**STATE OF ARIZONA  
DEPARTMENT OF HOUSING**

1110 W. Washington, Suite 280, Phoenix, AZ 85007  
(602) 771-1000 • [www.azhousing.gov](http://www.azhousing.gov)

September 3, 2024

The Honorable Katie Hobbs  
Office of the Governor  
State of Arizona  
1700 W. Washington  
Phoenix, AZ 85007

Dear Governor Hobbs,

The Arizona Department of Housing (the "Department") is pleased to present the accompanying expenditure detail for Fiscal Year 2024, an updated Budget for Fiscal Year 2025, and budget request for Fiscal Year 2026. The submittal also includes Performance Measure detail, our Five-Year Strategic Plan, and other required materials. In FY 2025 and FY 2026, the Department will continue to administer its core programs, funded through both State and Federal resources, with a budget of over \$400 million in FY 2025 and FY 2026. FY 2025 includes an addition of more than \$15 million in State appropriations toward housing and human services programs.

To provide a very broad overview of the Arizona Department of Housing's resources, the Department:

- Anticipates an annual operating budget of \$248 million in the next two fiscal years. We continue to allocate funds to historic level investment and continue to monitor grantees performances.
- Regulates the Manufactured Housing Industry, Factory Built Buildings, and Panelized Commercial Buildings, covering its costs through fee income;
- Administers Federal tax credits worth over \$200 million each year, to develop affordable low income rental housing; and coupled with the state LIHTC funding, it is the state's major contributor to the production of affordable rental housing.

The Department continues to focus on leveraging all funding sources and streamlining processes to increase the production of affordable housing and combat homelessness across the State. To this end, the Department will continue to act in a leadership role to actively cultivate partnerships and increase communication and collaboration among State agencies, local jurisdictions, developers and service providers to effectively leverage the Federal Low Income Housing Tax Credit (LIHTC) program, the State LIHTC program, State Housing Trust Funds, and the new Homeless Shelter and Services and Military Transitional Housing Funds.

In FY 2024, the Department received a historic level of state investment to address our state's housing insecurity challenges. After conducting extensive stakeholder outreach and feedback sessions, the Department issued numerous Notice of Funding Availability (NOFAs) and have thus far awarded 75 awards to nonprofits, for profits, and governmental agencies. Three outstanding NOFAs are underway, which will round out the allocation of these resources. Over the next year, ADOH will finalize all contracts with award recipients, who will then begin reporting beneficiary data and ADOH will report collective community metrics.

In FY 2025, the Department fully expended the \$197 million Homeowner Assistance Fund (HAF) dollars that assisted in preventing thousands of foreclosures over the last two years. The state's HAF program helped prevent mortgage delinquencies and defaults, foreclosures, losses of utilities and home energy services, and displacement for eligible homeowners that experienced financial hardship due to the pandemic.

In the 2024 Federal LIHTC round, the Department forward allocated \$22.7 million in federal LIHTC dollars to 10 projects comprising 679 units. Additionally, \$1.9 million in state LIHTC credits were allocated to projects in rural communities, comprising two projects totaling 120 units. These highly successful and complementary programs utilizing the partnerships of the public and private sectors contribute greatly to addressing the lack of affordable housing units in our State.

This year, the Department is again focused on addressing the statewide housing shortage and growing homelessness population by collaborating with the development community and providing significant gap financing to maximize the use of the LIHTC program to build affordable housing. The Department will also continue to leverage public and private sector resources to focus on partnerships, collaborations, and innovations to increase homeless shelter, transitional housing, and permanent supportive housing units. The Department looks forward to investing the resources entrusted to the agency to build an Arizona for everyone.

Sincerely,



Joan Serviss  
Director

# Table of Contents

Cover Letter .....	i
Table of Contents .....	ii
ORGANIZATIONAL CHART .....	iii
<b>OPERATING BUDGET:</b>	
Transmittal Statement .....	1
Revenue Schedules .....	2
Sources and Uses .....	10
Funding Issue List .....	67
Summary of Expenditures and Budget Request .....	73
Program Budget Summary of Expenditures and Budget Request .....	93
Administrative Costs Summary .....	155
<b>REVENUE FORECAST METHODOLOGY:</b>	
Federal Grant Fund .....	157
DPS-Fingerprint Fund .....	164
Housing Program Fund .....	165
Housing Trust Fund .....	168
Mobile Home Relocation Fund .....	169
IGA/ISA Fund .....	170
Manufactured Housing Consumer Recovery Fund .....	171
Manufactured Housing Cash Bonds .....	172
<b>FEDERAL BUDGET:</b>	
Federal Transmittal .....	174
Listing of All Federal Funds by Grant .....	175

Federal Funds' Sources & Uses Summary .....182

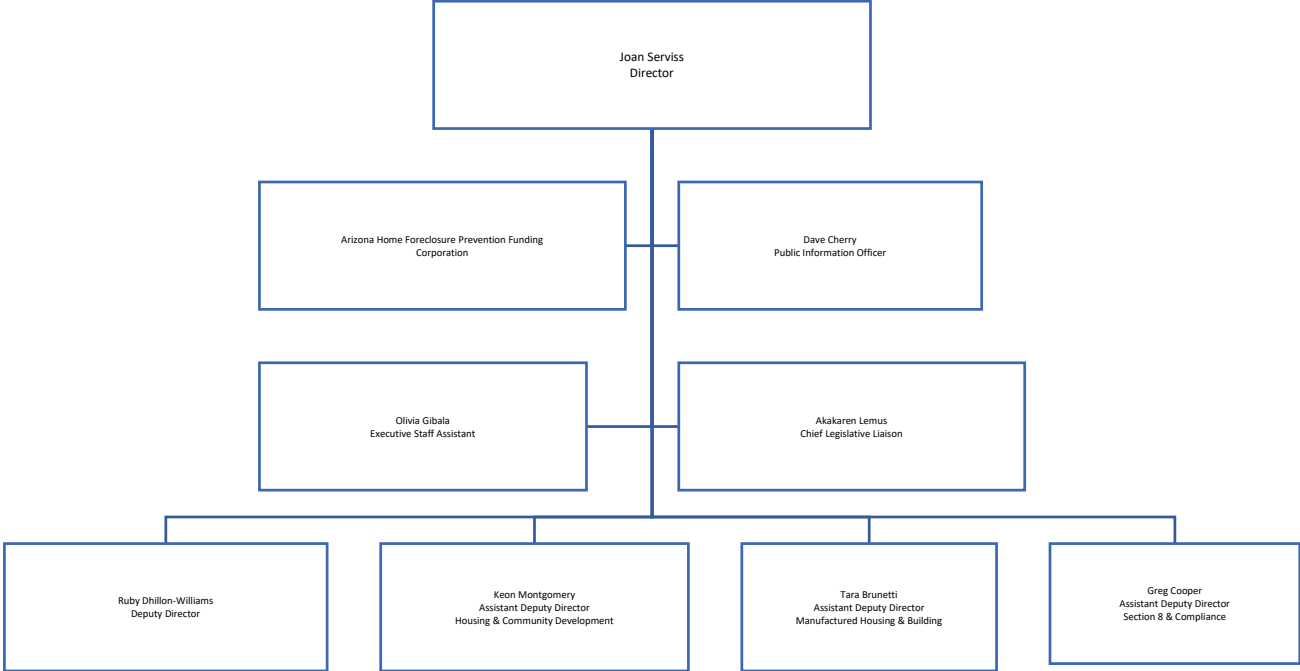
Sources & Uses Details of All Grants.....183

Listing of Performance Measures of All Grants.....194

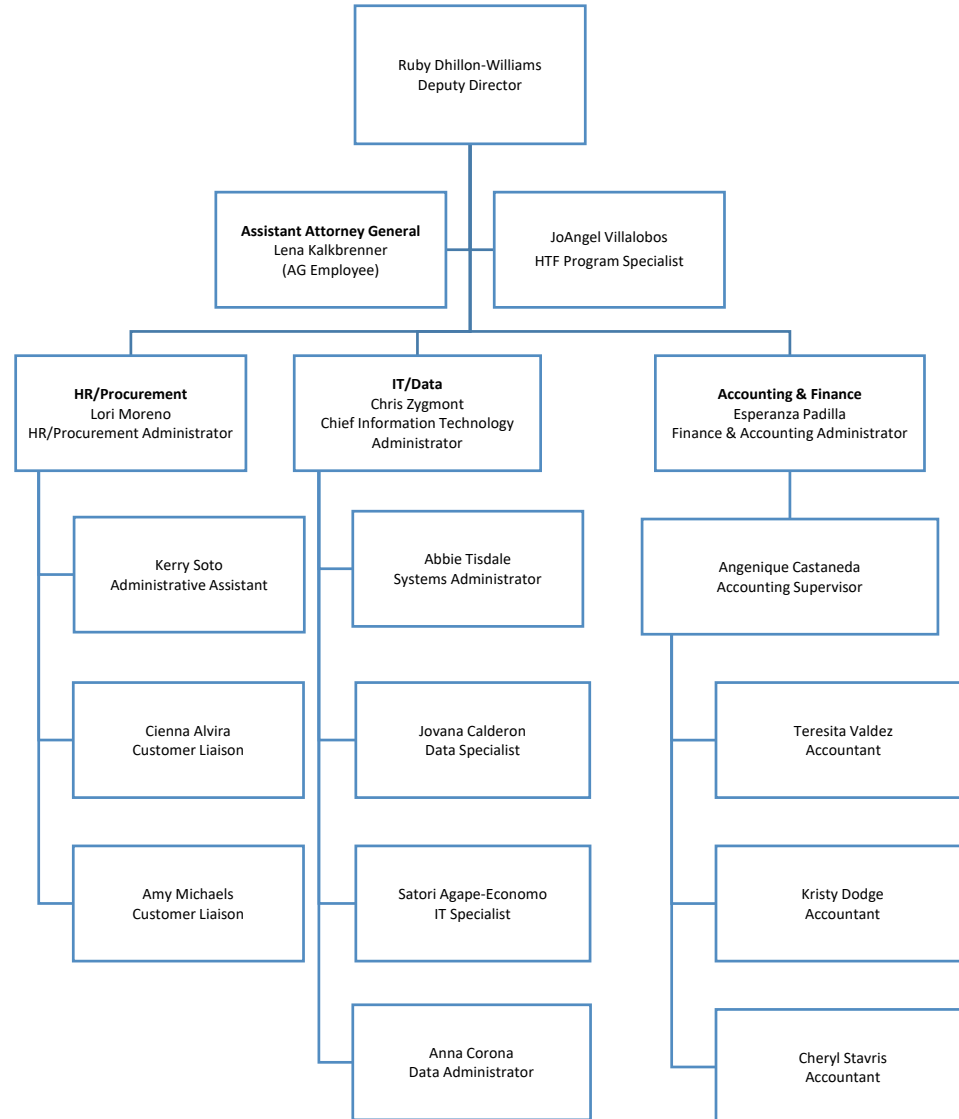
**PLANNING:**

Agency Five Year Plan .....202

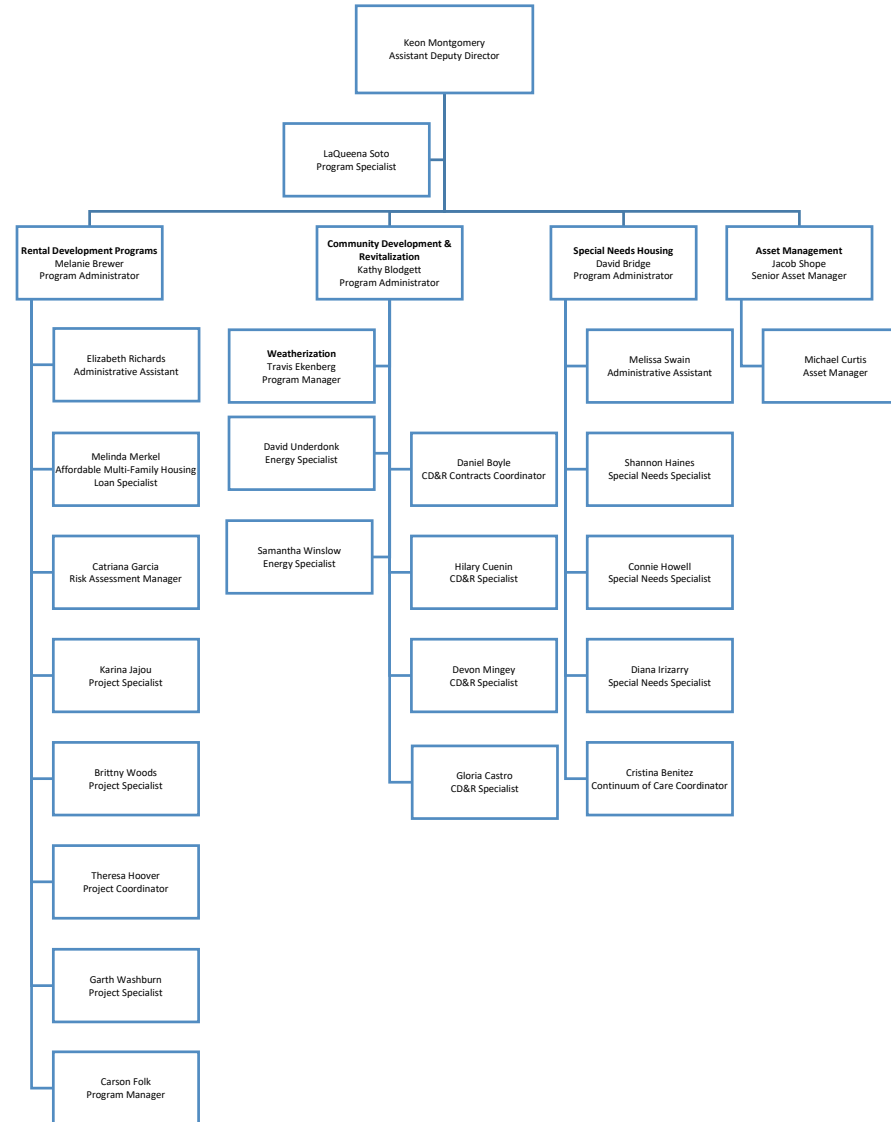
ARIZONA DEPARTMENT OF HOUSING  
August, 2024



# Deputy Director's Office

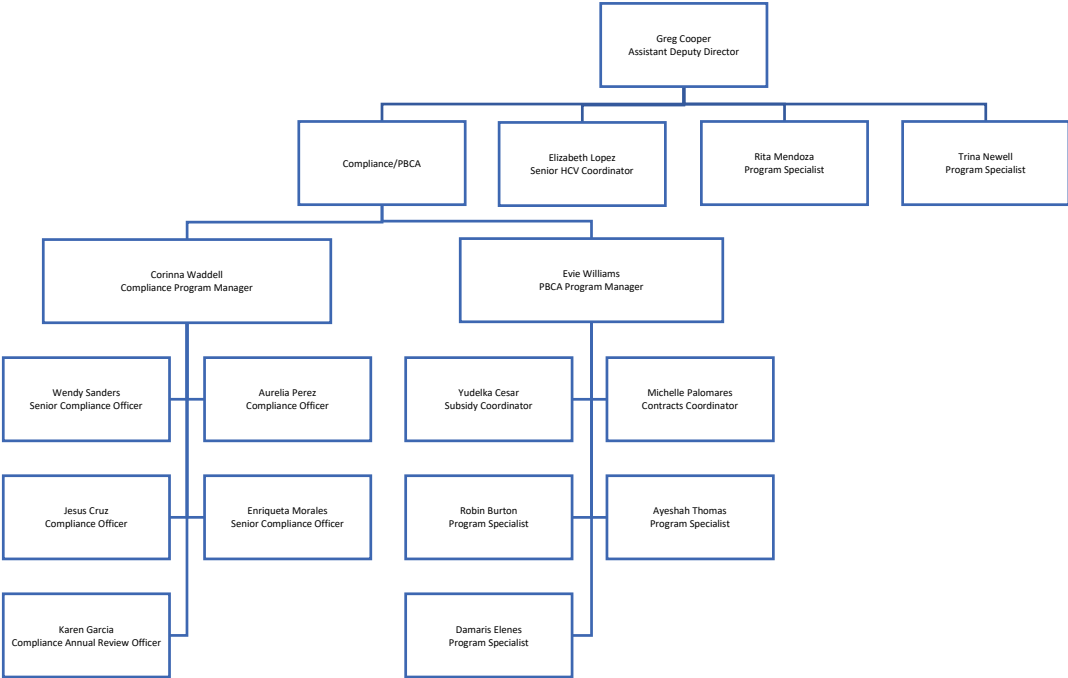


# Housing & Community Development Division

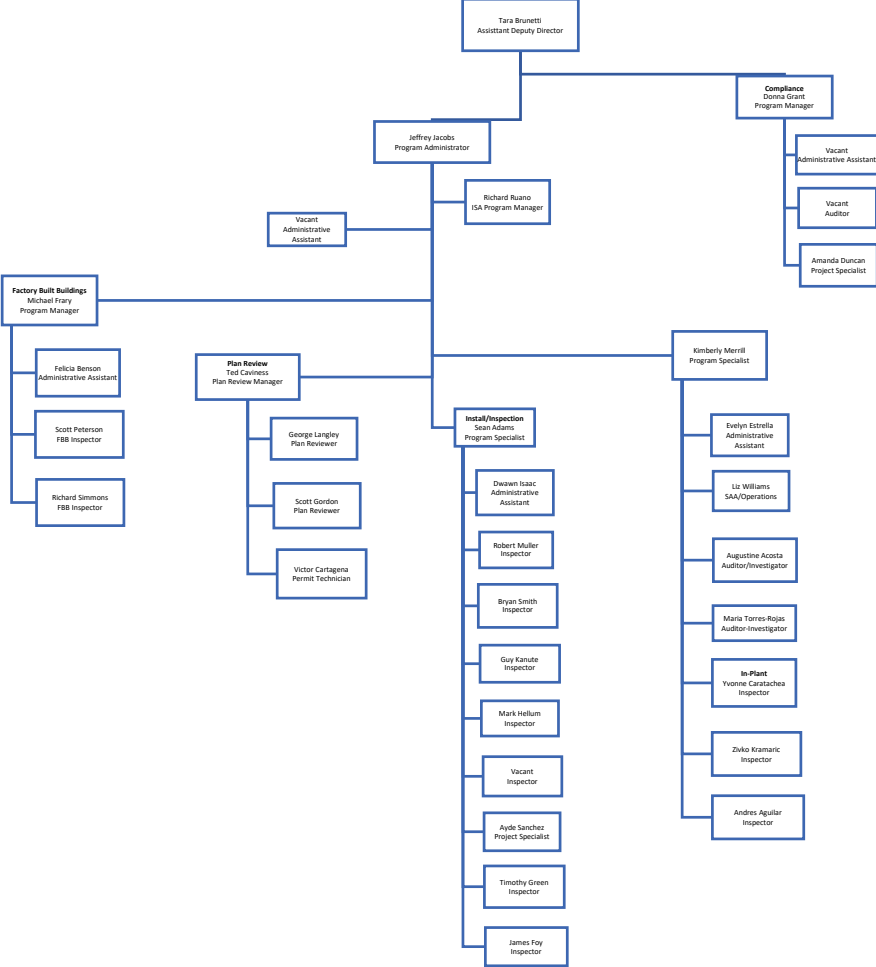




Section 8/Compliance Division



# Manufactured Housing and Building Division



# Budget



# State of Arizona Budget Request

State Agency

Arizona Department of Housing

A.R.S. Citation: A.R.S. § 41-3951 to 41-4065

## Governor Hobbs:

This and the accompanying budget schedules, statements and explanatory information constitute the operating budget request for this agency for Fiscal Year 2026.

To the best of my knowledge all statements and explanations contained in the estimates submitted are true and correct.

Agency Head: **Joan Serviss**

Title: **Director**

9/6/2024

(signature)

Phone: 6027711007

Prepared by: Ruby Dhillon-Williams

Email Address: ruby.dhillon@azhousing.gov

Date Prepared: September 6, 2024

### Appropriated Funds

	FY 2025 Expenditure Plan	FY 2026 Funding Issue	FY 2026 Total Request
<b>Total Amount Requested:</b>	15,388.8	40,000.0	55,388.8
General Fund	15,000.0	40,000.0	55,000.0
Housing Trust Fund	388.8	-	388.8
Housing Shelter and Services Fund	-	-	-

### Non-Appropriated Funds

	FY 2025 Expenditure Plan	FY 2026 Funding Issue	FY 2026 Total Request
<b>Total Amount Planned:</b>	232,901.4	-	232,901.4
Home Investment Partnership Act Fund	14,839.4	-	14,839.4
Federal Grants Fund	105,495.9	-	105,495.9
DPS-FBI Fingerprint Fund	6.8	-	6.8
Arizona Department of Housing Program Fund	12,640.6	-	12,640.6
Housing Trust Fund	47,356.0	-	47,356.0
Mobile Home Relocation Fund	509.5	-	509.5
IGA and ISA Fund	6,023.1	-	6,023.1
CDBG-CV CARES Act Fund	1,963.2	-	1,963.2
Coronavirus State and Local Fiscal Recovery Fund	37,906.3	-	37,906.3
Homeowner Assistance Fund	530.1	-	530.1
Manufactured Housing Consumer Recovery Fund	49.9	-	49.9
Housing Choice Voucher Emergency Housing Fund	304.9	-	304.9
Housing Shelter and Services Fund	-	-	-
Home ARPA Fund	5,262.1	-	5,262.1
Housing Stability Counseling Fund	13.6	-	13.6

Arizona Department of Housing  
Total:

248,290.2	40,000.0	288,290.2
-----------	----------	-----------

## Revenue Schedule

**Agency:** Arizona Department of Housing

**Fund:** HD1410 Home Investment Partnership Act Fund

AFIS Code	Category of Receipt and Description	FY 2024 Actuals	FY 2025 Estimate	FY 2026 Request
4211	Federal Grants – Operating	10,817.6	10,817.6	10,817.6
4635	Loan and Other Interest Income	2,011.2	2,011.2	2,011.2
<b>Home Investment Partnership Act Fund Total:</b>		<b>12,828.7</b>	<b>12,828.8</b>	<b>12,828.8</b>

**Forecast Methodology**

Funds originate from: U.S. Department of Housing and Urban Development (HUD).

**Fund:** HD2000 Federal Grants Fund

AFIS Code	Category of Receipt and Description	FY 2024 Actuals	FY 2025 Estimate	FY 2026 Request
4211	Federal Grants – Operating	111,063.8	111,063.8	111,063.8
4635	Loan and Other Interest Income	(1,958.4)	(1,958.4)	(1,958.4)
<b>Federal Grants Fund Total:</b>		<b>109,105.4</b>	<b>109,105.4</b>	<b>109,105.4</b>

**Forecast Methodology**

The majority of the agency’s program monies come from federal sources:  
Most funding comes through the U.S. Department of Housing and Urban Development (HUD) and through the U.S. Department of Treasury through the federal Low Income Housing Tax Credit (LIHTC) program.

**Fund:** HD2159 DPS-FBI Fingerprint Fund

AFIS Code	Category of Receipt and Description	FY 2024 Actuals	FY 2025 Estimate	FY 2026 Request
4383	Gain on Sales of Capital Assets	(0.0)	-	-
4419	Other Licenses	9.0	9.0	9.0
<b>DPS-FBI Fingerprint Fund Total:</b>		<b>9.0</b>	<b>9.0</b>	<b>9.0</b>

**Forecast Methodology**

## Revenue Schedule

<b>Agency:</b>	<b>Arizona Department of Housing</b>
----------------	--------------------------------------

<b>Fund:</b>	<b>HD2200 Arizona Department of Housing Program Fund</b>
--------------	--

AFIS Code	Category of Receipt and Description	FY 2024 Actuals	FY 2025 Estimate	FY 2026 Request
4211	Federal Grants – Operating	4,990.8	4,990.8	4,990.8
4383	Gain on Sales of Capital Assets	12,628.7	12,628.7	12,628.7
4419	Other Licenses	1,651.2	1,651.2	1,651.2
4519	Other Fines, Forfeitures, Penalties and Liquidated Damages	9.9	9.9	9.9
4635	Loan and Other Interest Income	1,286.8	1,286.8	1,286.8
<b>Arizona Department of Housing Program Fund Total:</b>		<b>20,567.3</b>	<b>20,567.4</b>	<b>20,567.4</b>

---

### Forecast Methodology

This fund was established pursuant to A.R.S. § 41-3957, and consists of monies deposited pursuant to A.R.S. § 35-728; 41-3951; 41-3957; 41-4001; and other monies directed to be deposited in the fund and investment earnings on monies in the fund. All monies in the fund are designated as special state funds for all purposes of A.R.S. § 35-142 and are continuously appropriated and are exempt from the provisions of A.R.S. § 34-190 relating to lapsing of appropriations. The funds are to be used to pay the costs of administering the programs from which the deposits are received (which are primarily federal programs) and for other department programs.

## Revenue Schedule

<b>Agency:</b>	<b>Arizona Department of Housing</b>
----------------	--------------------------------------

<b>Fund:</b>	<b>HD2235 Housing Trust Fund</b>
--------------	----------------------------------

AFIS Code	Category of Receipt and Description	FY 2024 Actuals	FY 2025 Estimate	FY 2026 Request
4211	Federal Grants – Operating	0.0	-	-
4383	Gain on Sales of Capital Assets	2,500.0	355.0	355.0
4635	Loan and Other Interest Income	4,539.0	644.6	644.6
4901	Operating Transfers In	149,852.6	21,280.8	21,280.8
<b>Housing Trust Fund Total:</b>		<b>156,891.6</b>	<b>22,280.4</b>	<b>22,280.4</b>

### Forecast Methodology

Authorized under A.R.S. § 41-3955 in 1989, the Housing Trust Fund receives funding from the following sources:

Expected revenue projections include:

State General Fund. During FY24, the state Housing Trust Fund received an allocation of \$150 million dollars. In FY25, the state Housing Trust Fund received an allocation of \$15 million dollars. Previous one-time allocations include a general fund transfer of \$15 million in FY20 and \$60 million in FY23.

Unclaimed Property. Estimates are based on a statutory provision requiring \$2.5 million to be transferred to the Housing Trust Fund on an annual basis. Treasurer's Interest Income. These estimates are based on the most recent interest rate earnings experienced over the past few months applied to expected monthly cash flow ending balances over the term of this budget.

Loan and Other Interest Income. These estimates are based on average loan repayments expected, although all such loans with the Department include deferral provisions. Because these funds may not materialize, funds are not budgeted for use until the funds are received and are held in the trust fund account. As a result, the FY24 through FY25 estimates for expenditures conservatively do not reflect any use of such estimated funds.

Arizona Industrial Development Authority (AzIDA) Fees. Beginning in FY2017, the Legislature required that the fee income or excess proceeds garnered by the AzIDA's single-family mortgage programs that were originally begun by the Arizona Department of Housing and the Arizona Housing Finance Authority to be deposited into the State Housing Trust Fund at the end of each fiscal year. These revenues will not be received and the final transfer amount will not be verifiable until June 30 of each year.

## Revenue Schedule

**Agency:** Arizona Department of Housing

**Fund:** HD2237 Mobile Home Relocation Fund

AFIS Code	Category of Receipt and Description	FY 2024 Actuals	FY 2025 Estimate	FY 2026 Request
4211	Federal Grants – Operating	(0.0)	-	-
4383	Gain on Sales of Capital Assets	2.1	2.1	2.1
4635	Loan and Other Interest Income	329.0	329.0	329.0
4901	Operating Transfers In	5,000.0	5,000.0	5,000.0
<b>Mobile Home Relocation Fund Total:</b>		<b>5,331.1</b>	<b>5,331.1</b>	<b>5,331.1</b>

**Forecast Methodology**

The Mobile Home Relocation Fund revenue projection is based on actual receipts of Fees and charges for manufactured housing services and interest.  
Arizona Revised Statute § 33-1476.02 - Mobile home relocation fund; investment of monies

**Fund:** HD2500 IGA and ISA Fund

AFIS Code	Category of Receipt and Description	FY 2024 Actuals	FY 2025 Estimate	FY 2026 Request
4211	Federal Grants – Operating	6,023.0	6,025.0	6,025.0
<b>IGA and ISA Fund Total:</b>		<b>6,023.0</b>	<b>6,025.0</b>	<b>6,025.0</b>

**Forecast Methodology**

As of FY2019, the IGA/ISA fund only holds funds that are reimbursed to ADOH from the Arizona Department of Economic Security (DES) for the Department to administer the weatherization assistance portion of the federal LIHEAP program.

**Fund:** HD2976 CDBG-CV CARES Act Fund

AFIS Code	Category of Receipt and Description	FY 2024 Actuals	FY 2025 Estimate	FY 2026 Request
4211	Federal Grants – Operating	3,300.6	1,963.3	1,963.3
<b>CDBG-CV CARES Act Fund Total:</b>		<b>3,300.6</b>	<b>1,963.3</b>	<b>1,963.3</b>

**Forecast Methodology**

Funds originate from: U.S. Department of Housing and Urban Development (HUD).



## Revenue Schedule

**Agency:** Arizona Department of Housing

**Fund:** HD2985 Coronavirus State and Local Fiscal Recovery Fund

AFIS Code	Category of Receipt and Description	FY 2024 Actuals	FY 2025 Estimate	FY 2026 Request
4901	Operating Transfers In	19,342.9	38,692.5	38,692.5
	<b>Coronavirus State and Local Fiscal Recovery Fund Total:</b>	<b>19,342.9</b>	<b>38,692.5</b>	<b>38,692.5</b>

**Forecast Methodology**

Funds originate from: The State of Arizona ADOA as part of the Covid economic stimulus funds.

**Fund:** HD2986 Homeowner Assistance Fund

AFIS Code	Category of Receipt and Description	FY 2024 Actuals	FY 2025 Estimate	FY 2026 Request
4635	Loan and Other Interest Income	5,000.0	-	-
	<b>Homeowner Assistance Fund Total:</b>	<b>5,000.0</b>	<b>-</b>	<b>-</b>

**Forecast Methodology**

Funds originate from: U.S. Department of the Treasury.  
Amount of funding: Funding is received based on a formula. The Department has fully expended the \$197 million allocated to the State of Arizona.

**Fund:** HD2999 Federal Economic Recovery Fund

AFIS Code	Category of Receipt and Description	FY 2024 Actuals	FY 2025 Estimate	FY 2026 Request
4635	Loan and Other Interest Income	(844.8)	155.2	155.2
	<b>Federal Economic Recovery Fund Total:</b>	<b>(844.8)</b>	<b>155.2</b>	<b>155.2</b>

**Forecast Methodology**

Funds originate from: The U.S. Department of Housing and Urban Development (HUD) as part as part of ARRA economic stimulus funds.

## Revenue Schedule

**Agency:** Arizona Department of Housing

**Fund:** HD3090 Manufactured Housing Consumer Recovery Fund

AFIS Code	Category of Receipt and Description	FY 2024 Actuals	FY 2025 Estimate	FY 2026 Request
4419	Other Licenses	27.6	27.6	27.6
4635	Loan and Other Interest Income	17.8	17.8	17.8
<b>Manufactured Housing Consumer Recovery Fund Total:</b>		<b>45.3</b>	<b>45.4</b>	<b>45.4</b>

**Forecast Methodology**

**Fund:** HD3202 Housing Choice Voucher Emergency Housing Fund

AFIS Code	Category of Receipt and Description	FY 2024 Actuals	FY 2025 Estimate	FY 2026 Request
4211	Federal Grants – Operating	274.8	370.0	370.0
<b>Housing Choice Voucher Emergency Housing Fund Total:</b>		<b>274.8</b>	<b>370.0</b>	<b>370.0</b>

**Forecast Methodology**

Revenues are received from federal funds distributed by the Department of Housing and Urban Development (HUD) and are used to provide housing voucher assistance to families and individuals who are homeless, at risk of homelessness, or have a high risk of housing instability during the COVID-19 pandemic.

**Fund:** HD3722 Manufactured Housing Cash Bonds Fund

AFIS Code	Category of Receipt and Description	FY 2024 Actuals	FY 2025 Estimate	FY 2026 Request
4419	Other Licenses	12.5	12.5	12.5
4635	Loan and Other Interest Income	3.8	3.8	3.8
<b>Manufactured Housing Cash Bonds Fund Total:</b>		<b>16.3</b>	<b>16.3</b>	<b>16.3</b>

**Forecast Methodology**

## Revenue Schedule

**Agency:** Arizona Department of Housing

**Fund:** HD3808 Military Transitional Housing Fund

AFIS Code	Category of Receipt and Description	FY 2024 Actuals	FY 2025 Estimate	FY 2026 Request
4901	Operating Transfers In	1,900.0	-	-
<b>Military Transitional Housing Fund Total:</b>		<b>1,900.0</b>	<b>-</b>	<b>-</b>

Forecast Methodology

**Fund:** HD3888 Housing Shelter and Services Fund

AFIS Code	Category of Receipt and Description	FY 2024 Actuals	FY 2025 Estimate	FY 2026 Request
4901	Operating Transfers In	40,000.0	-	-
<b>Housing Shelter and Services Fund Total:</b>		<b>40,000.0</b>	<b>-</b>	<b>-</b>

Forecast Methodology

**Fund:** HD8610 Home ARPA Fund

AFIS Code	Category of Receipt and Description	FY 2024 Actuals	FY 2025 Estimate	FY 2026 Request
4211	Federal Grants – Operating	5,261.1	5,261.1	5,261.1
<b>Home ARPA Fund Total:</b>		<b>5,261.1</b>	<b>5,261.1</b>	<b>5,261.1</b>

Forecast Methodology

## Revenue Schedule

<b>Agency:</b>	<b>Arizona Department of Housing</b>
----------------	--------------------------------------

<b>Fund:</b>	<b>HD9919 Housing Stability Counseling Fund</b>
--------------	---

AFIS Code	Category of Receipt and Description	FY 2024 Actuals	FY 2025 Estimate	FY 2026 Request
4211	Federal Grants – Operating	343.8	167.1	-
	<b>Housing Stability Counseling Fund Total:</b>	<b>343.8</b>	<b>167.1</b>	<b>-</b>

---

### Forecast Methodology

This funding comes through the U.S. Department of Housing and Urban Development (HUD).

## Sources and Uses

**Agency:** Arizona Department of Housing

**Fund:** HD1410 Home Investment Partnership Act Fund

The Home Investment Partnerships Program (HOME) provides formula grants to states and localities that communities use - often in partnership with local nonprofit groups - to fund a wide range of activities including building, buying, and/or rehabilitating affordable housing for rent or homeownership or providing direct rental assistance to low-income people.

<b>Cash Flow Summary</b>	<b>FY 2024 Actuals</b>	<b>FY 2025 Estimate</b>	<b>FY 2026 Request</b>
Beginning Balance	11,489.2	9,677.4	7,666.8
Revenue (from Revenue Schedule)	12,828.7	12,828.8	12,828.8
<b>Total Available</b>	<b>24,318.0</b>	<b>22,506.2</b>	<b>20,495.6</b>
Total Appropriated Disbursements	-	-	-
Total Non-Appropriated Disbursements	14,640.6	14,839.4	14,839.4
Balance Forward to Next Year	9,677.4	7,666.8	5,656.2

Explanation for Negative Ending Balance(s): Arizona Department of Housing

<b>Appropriated Expenditure</b>	<b>FY 2024 Actuals</b>	<b>FY 2025 Estimate</b>	<b>FY 2026 Request</b>
<b>Expenditure Categories</b>			
Personal Services	-	-	-
Employee Related Expenditures	-	-	-
Professional & Outside Services	-	-	-
Travel In-State	-	-	-
Travel Out-Of-State	-	-	-
Food	-	-	-
Aid To Organizations & Individuals	-	-	-
Other Operating Expenditures	-	-	-
Equipment	-	-	-
Capital Outlay	-	-	-
Capital Equipment	-	-	-
Non-Capital Equipment	-	-	-
Debt Service	-	-	-
Cost Allocation & Indirect Costs	-	-	-
Transfers-Out	-	-	-
<b>Appropriated Expenditure Sub-Total:</b>	<b>-</b>	<b>-</b>	<b>-</b>
Non-Lapsing Authority from Prior Years	-	-	-
Administrative Adjustments	-	-	-
Capital Projects (Land, Bldgs, Improv)	-	-	-
Appropriated 27th Pay Roll	-	-	-
Legislative Fund Transfers	-	-	-
IT Project Transfers	-	-	-

## Sources and Uses

<b>Agency:</b>	<b>Arizona Department of Housing</b>
----------------	--------------------------------------

<b>Fund:</b>	<b>HD1410 Home Investment Partnership Act Fund</b>
--------------	--

Proposed Fund Transfer	-	-	-
Residual Equity Transfer	-	-	-
Transfer Due to Fund Balance Cap	-	-	-
Prior Committed or Obligated Expenditures (no entry for AY)	-	-	-
Non-Appropriated 27th Pay Roll	-	-	-
<b>Appropriated Expenditure Total:</b>	-	-	-
<b>Appropriated FTE</b>	-	-	-

<b>Non-Appropriated Expenditure</b>
-------------------------------------

	FY 2024 Actuals	FY 2025 Estimate	FY 2026 Request
<b>Expenditure Categories</b>			
Personal Services	462.9	601.7	601.7
Employee Related Expenditures	179.1	232.8	232.8
Professional & Outside Services	5.6	5.9	5.9
Travel In-State	8.4	10.9	10.9
Travel Out-Of-State	-	-	-
Food	-	-	-
Aid To Organizations & Individuals	13,912.3	13,912.3	13,912.3
Other Operating Expenditures	68.6	72.0	72.0
Equipment	-	-	-
Capital Outlay	-	-	-
Capital Equipment	-	-	-
Non-Capital Equipment	3.7	3.8	3.8
Debt Service	-	-	-
Cost Allocation & Indirect Costs	-	-	-
Transfers-Out	-	-	-
<b>Non-Appropriated Expenditure Sub-Total:</b>	<b>14,640.6</b>	<b>14,839.4</b>	<b>14,839.4</b>
Non-Lapsing Authority from Prior Years	-	-	-
Administrative Adjustments	-	-	-
Capital Projects (Land, Bldgs, Improv)	-	-	-
Appropriated 27th Pay Roll	-	-	-
Legislative Fund Transfers	-	-	-
IT Project Transfers	-	-	-
Proposed Fund Transfer	-	-	-
Residual Equity Transfer	-	-	-
Transfer Due to Fund Balance Cap	-	-	-
Prior Committed or Obligated Expenditures (no entry for AY)	-	-	-

## Sources and Uses

**Agency:** Arizona Department of Housing

**Fund:** HD1410 Home Investment Partnership Act Fund

Non-Appropriated 27th Pay Roll	-	-	-
<b>Non-Appropriated Expenditure Total:</b>	14,640.6	14,839.4	14,839.4
<b>Non-Appropriated FTE</b>	5.4	7.0	7.0

## Sources and Uses

**Agency:** Arizona Department of Housing

**Fund:** HD2000 Federal Grants Fund

All federal funding for the Department comes in the form of grants from the U.S. Department of Housing and Urban Development and the U.S. Department of Treasury. With few exceptions, this funding is administered by the State as pass through funding in the form of loans or grants to local governments, tribes, public housing authorities, non-profits, or for-profit housing developers, or other social service agencies.

### Cash Flow Summary

	FY 2024 Actuals	FY 2025 Estimate	FY 2026 Request
Beginning Balance	2,943.9	6,987.6	10,597.1
Revenue (from Revenue Schedule)	109,105.4	109,105.4	109,105.4
<b>Total Available</b>	<b>112,049.3</b>	<b>116,093.0</b>	<b>119,702.5</b>
Total Appropriated Disbursements	-	-	-
Total Non-Appropriated Disbursements	105,061.6	105,495.9	105,495.9
Balance Forward to Next Year	6,987.6	10,597.1	14,206.6

Explanation for Negative Ending Balance(s): Arizona Department of Housing

### Appropriated Expenditure

	FY 2024 Actuals	FY 2025 Estimate	FY 2026 Request
<b>Expenditure Categories</b>			
Personal Services	-	-	-
Employee Related Expenditures	-	-	-
Professional & Outside Services	-	-	-
Travel In-State	-	-	-
Travel Out-Of-State	-	-	-
Food	-	-	-
Aid To Organizations & Individuals	-	-	-
Other Operating Expenditures	-	-	-
Equipment	-	-	-
Capital Outlay	-	-	-
Capital Equipment	-	-	-
Non-Capital Equipment	-	-	-
Debt Service	-	-	-
Cost Allocation & Indirect Costs	-	-	-
Transfers-Out	-	-	-
<b>Appropriated Expenditure Sub-Total:</b>	-	-	-
Non-Lapsing Authority from Prior Years	-	-	-
Administrative Adjustments	-	-	-
Capital Projects (Land, Bldgs, Improv)	-	-	-
Appropriated 27th Pay Roll	-	-	-
Legislative Fund Transfers	-	-	-



## Sources and Uses

<b>Agency:</b>	<b>Arizona Department of Housing</b>
----------------	--------------------------------------

<b>Fund:</b>	<b>HD2000 Federal Grants Fund</b>
--------------	-----------------------------------

IT Project Transfers	-	-	-
Proposed Fund Transfer	-	-	-
Residual Equity Transfer	-	-	-
Transfer Due to Fund Balance Cap	-	-	-
Prior Committed or Obligated Expenditures (no entry for AY)	-	-	-
Non-Appropriated 27th Pay Roll	-	-	-
<b>Appropriated Expenditure Total:</b>	-	-	-
<b>Appropriated FTE</b>	-	-	-

<b>Non-Appropriated Expenditure</b>
-------------------------------------

	<b>FY 2024 Actuals</b>	<b>FY 2025 Estimate</b>	<b>FY 2026 Request</b>
<b>Expenditure Categories</b>			
Personal Services	1,072.3	1,394.0	1,394.0
Employee Related Expenditures	416.8	541.8	541.8
Professional & Outside Services	129.2	78.5	78.5
Travel In-State	36.0	45.6	45.6
Travel Out-Of-State	6.4	7.0	7.0
Food	-	-	-
Aid To Organizations & Individuals	103,074.5	103,098.5	103,098.5
Other Operating Expenditures	310.4	314.0	314.0
Equipment	-	-	-
Capital Outlay	-	-	-
Capital Equipment	-	-	-
Non-Capital Equipment	16.0	16.5	16.5
Debt Service	-	-	-
Cost Allocation & Indirect Costs	-	-	-
Transfers-Out	-	-	-
<b>Non-Appropriated Expenditure Sub-Total:</b>	<b>105,061.6</b>	<b>105,495.9</b>	<b>105,495.9</b>
Non-Lapsing Authority from Prior Years	-	-	-
Administrative Adjustments	-	-	-
Capital Projects (Land, Bldgs, Improv)	-	-	-
Appropriated 27th Pay Roll	-	-	-
Legislative Fund Transfers	-	-	-
IT Project Transfers	-	-	-
Proposed Fund Transfer	-	-	-
Residual Equity Transfer	-	-	-
Transfer Due to Fund Balance Cap	-	-	-

## Sources and Uses

<b>Agency:</b>	<b>Arizona Department of Housing</b>
----------------	--------------------------------------

<b>Fund:</b>	<b>HD2000 Federal Grants Fund</b>
--------------	-----------------------------------

Prior Committed or Obligated Expenditures (no entry for AY)	-	-	-
Non-Appropriated 27th Pay Roll	-	-	-
<b>Non-Appropriated Expenditure Total:</b>	105,061.6	105,495.9	105,495.9
<b>Non-Appropriated FTE</b>	10.3	17.3	17.3

## Sources and Uses

**Agency:** Arizona Department of Housing

**Fund:** HD2159 DPS-FBI Fingerprint Fund

The fund provides a separate accounting for the collection and payment of fees for fingerprint processing. Fees for fingerprints are transferred to the Department of Public Safety.

### Cash Flow Summary

	FY 2024 Actuals	FY 2025 Estimate	FY 2026 Request
Beginning Balance	3.2	5.6	7.8
Revenue (from Revenue Schedule)	9.0	9.0	9.0
<b>Total Available</b>	<b>12.1</b>	<b>14.6</b>	<b>16.8</b>
Total Appropriated Disbursements	-	-	-
Total Non-Appropriated Disbursements	6.5	6.8	6.8
Balance Forward to Next Year	5.6	7.8	10.0

Explanation for Negative Ending Balance(s): Arizona Department of Housing

### Appropriated Expenditure

Expenditure Categories	FY 2024 Actuals	FY 2025 Estimate	FY 2026 Request
Personal Services	-	-	-
Employee Related Expenditures	-	-	-
Professional & Outside Services	-	-	-
Travel In-State	-	-	-
Travel Out-Of-State	-	-	-
Food	-	-	-
Aid To Organizations & Individuals	-	-	-
Other Operating Expenditures	-	-	-
Equipment	-	-	-
Capital Outlay	-	-	-
Capital Equipment	-	-	-
Non-Capital Equipment	-	-	-
Debt Service	-	-	-
Cost Allocation & Indirect Costs	-	-	-
Transfers-Out	-	-	-
<b>Appropriated Expenditure Sub-Total:</b>	<b>-</b>	<b>-</b>	<b>-</b>
Non-Lapsing Authority from Prior Years	-	-	-
Administrative Adjustments	-	-	-
Capital Projects (Land, Bldgs, Improv)	-	-	-
Appropriated 27th Pay Roll	-	-	-
Legislative Fund Transfers	-	-	-
IT Project Transfers	-	-	-

## Sources and Uses

<b>Agency:</b>	<b>Arizona Department of Housing</b>
----------------	--------------------------------------

<b>Fund:</b>	<b>HD2159 DPS-FBI Fingerprint Fund</b>
--------------	--

Proposed Fund Transfer	-	-	-
Residual Equity Transfer	-	-	-
Transfer Due to Fund Balance Cap	-	-	-
Prior Committed or Obligated Expenditures (no entry for AY)	-	-	-
Non-Appropriated 27th Pay Roll	-	-	-
<b>Appropriated Expenditure Total:</b>	-	-	-
<b>Appropriated FTE</b>	-	-	-

<b>Non-Appropriated Expenditure</b>
-------------------------------------

	FY 2024 Actuals	FY 2025 Estimate	FY 2026 Request
<b>Expenditure Categories</b>			
Personal Services	-	-	-
Employee Related Expenditures	-	-	-
Professional & Outside Services	-	-	-
Travel In-State	-	-	-
Travel Out-Of-State	-	-	-
Food	-	-	-
Aid To Organizations & Individuals	-	-	-
Other Operating Expenditures	6.5	6.8	6.8
Equipment	-	-	-
Capital Outlay	-	-	-
Capital Equipment	-	-	-
Non-Capital Equipment	-	-	-
Debt Service	-	-	-
Cost Allocation & Indirect Costs	-	-	-
Transfers-Out	-	-	-
<b>Non-Appropriated Expenditure Sub-Total:</b>	<b>6.5</b>	<b>6.8</b>	<b>6.8</b>
Non-Lapsing Authority from Prior Years	-	-	-
Administrative Adjustments	-	-	-
Capital Projects (Land, Bldgs, Improv)	-	-	-
Appropriated 27th Pay Roll	-	-	-
Legislative Fund Transfers	-	-	-
IT Project Transfers	-	-	-
Proposed Fund Transfer	-	-	-
Residual Equity Transfer	-	-	-
Transfer Due to Fund Balance Cap	-	-	-
Prior Committed or Obligated Expenditures (no entry for AY)	-	-	-

## Sources and Uses

**Agency:** Arizona Department of Housing

**Fund:** HD2159 DPS-FBI Fingerprint Fund

Non-Appropriated 27th Pay Roll	-	-	-
<b>Non-Appropriated Expenditure Total:</b>	6.5	6.8	6.8
<b>Non-Appropriated FTE</b>	-	-	-

## Sources and Uses

**Agency:** Arizona Department of Housing

**Fund:** HD2200 Arizona Department of Housing Program Fund

The Housing Program Fund receives most of its revenues from Section 8 Project-Based Contract fees and Low Income Housing Tax Credit (LIHTC)-related fees. This fund is used to pay the costs of administering the programs from which the deposits are received and for other departmental programs.

<b>Cash Flow Summary</b>	<b>FY 2024 Actuals</b>	<b>FY 2025 Estimate</b>	<b>FY 2026 Request</b>
Beginning Balance	36,401.2	49,801.7	57,728.5
Revenue (from Revenue Schedule)	20,567.3	20,567.4	20,567.4
<b>Total Available</b>	<b>56,968.6</b>	<b>70,369.1</b>	<b>78,295.9</b>
Total Appropriated Disbursements	-	-	-
Total Non-Appropriated Disbursements	7,166.9	12,640.6	12,640.6
Balance Forward to Next Year	49,801.7	57,728.5	65,655.3

Explanation for Negative Ending Balance(s): Arizona Department of Housing

<b>Appropriated Expenditure</b>	<b>FY 2024 Actuals</b>	<b>FY 2025 Estimate</b>	<b>FY 2026 Request</b>
<b>Expenditure Categories</b>			
Personal Services	-	-	-
Employee Related Expenditures	-	-	-
Professional & Outside Services	-	-	-
Travel In-State	-	-	-
Travel Out-Of-State	-	-	-
Food	-	-	-
Aid To Organizations & Individuals	-	-	-
Other Operating Expenditures	-	-	-
Equipment	-	-	-
Capital Outlay	-	-	-
Capital Equipment	-	-	-
Non-Capital Equipment	-	-	-
Debt Service	-	-	-
Cost Allocation & Indirect Costs	-	-	-
Transfers-Out	-	-	-
<b>Appropriated Expenditure Sub-Total:</b>	<b>-</b>	<b>-</b>	<b>-</b>
Non-Lapsing Authority from Prior Years	-	-	-
Administrative Adjustments	-	-	-
Capital Projects (Land, Bldgs, Improv)	-	-	-
Appropriated 27th Pay Roll	-	-	-
Legislative Fund Transfers	-	-	-
IT Project Transfers	-	-	-

## Sources and Uses

<b>Agency:</b>	<b>Arizona Department of Housing</b>
----------------	--------------------------------------

<b>Fund:</b>	<b>HD2200 Arizona Department of Housing Program Fund</b>
--------------	--

Proposed Fund Transfer	-	-	-
Residual Equity Transfer	-	-	-
Transfer Due to Fund Balance Cap	-	-	-
Prior Committed or Obligated Expenditures (no entry for AY)	-	-	-
Non-Appropriated 27th Pay Roll	-	-	-
<b>Appropriated Expenditure Total:</b>	-	-	-
<b>Appropriated FTE</b>	-	-	-

<b>Non-Appropriated Expenditure</b>
-------------------------------------

	FY 2024 Actuals	FY 2025 Estimate	FY 2026 Request
<b>Expenditure Categories</b>			
Personal Services	415.5	5,401.9	5,401.9
Employee Related Expenditures	1,572.0	2,043.6	2,043.6
Professional & Outside Services	996.9	1,046.7	1,046.7
Travel In-State	114.6	149.0	149.0
Travel Out-Of-State	33.5	43.5	43.5
Food	-	-	-
Aid To Organizations & Individuals	2,856.9	2,856.9	2,856.9
Other Operating Expenditures	968.5	1,016.9	1,016.9
Equipment	-	-	-
Capital Outlay	-	-	-
Capital Equipment	126.9	-	-
Non-Capital Equipment	82.1	82.1	82.1
Debt Service	-	-	-
Cost Allocation & Indirect Costs	-	-	-
Transfers-Out	-	-	-
<b>Non-Appropriated Expenditure Sub-Total:</b>	<b>7,166.9</b>	<b>12,640.6</b>	<b>12,640.6</b>
Non-Lapsing Authority from Prior Years	-	-	-
Administrative Adjustments	-	-	-
Capital Projects (Land, Bldgs, Improv)	-	-	-
Appropriated 27th Pay Roll	-	-	-
Legislative Fund Transfers	-	-	-
IT Project Transfers	-	-	-
Proposed Fund Transfer	-	-	-
Residual Equity Transfer	-	-	-
Transfer Due to Fund Balance Cap	-	-	-
Prior Committed or Obligated Expenditures (no entry for AY)	-	-	-

## Sources and Uses

**Agency:** Arizona Department of Housing

**Fund:** HD2200 Arizona Department of Housing Program Fund

Non-Appropriated 27th Pay Roll	-	-	-
<b>Non-Appropriated Expenditure Total:</b>	7,166.9	12,640.6	12,640.6
<b>Non-Appropriated FTE</b>	64.7	73.0	73.0



## Sources and Uses

**Agency:** Arizona Department of Housing

**Fund:** HD2235 Housing Trust Fund

This fund receives \$2.5 million in proceeds from State's unclaimed property revenues, as well as interest income and, occasionally, prior year reimbursements from the federal government. The fund is primarily used to provide housing opportunities to low and moderate income households and for housing affordability programs. A portion of monies is set aside for housing in rural areas. Monies may be used for the construction or renovation of facilities and for housing assistance for persons who have been determined to be seriously mentally ill and to be chronically resistant to treatment.

<b>Cash Flow Summary</b>	<b>FY 2024 Actuals</b>	<b>FY 2025 Estimate</b>	<b>FY 2026 Request</b>
Beginning Balance	86,799.3	195,964.2	170,499.8
Revenue (from Revenue Schedule)	156,891.6	22,280.4	22,280.4
<b>Total Available</b>	<b>243,690.9</b>	<b>218,244.6</b>	<b>192,780.2</b>
Total Appropriated Disbursements	371.1	388.8	388.8
Total Non-Appropriated Disbursements	47,355.6	47,356.0	47,356.0
Balance Forward to Next Year	195,964.2	170,499.8	145,035.4

Explanation for Negative Ending Balance(s): Arizona Department of Housing

<b>Appropriated Expenditure</b>	<b>FY 2024 Actuals</b>	<b>FY 2025 Estimate</b>	<b>FY 2026 Request</b>
<b>Expenditure Categories</b>			
Personal Services	234.1	309.3	309.3
Employee Related Expenditures	88.8	69.1	69.1
Professional & Outside Services	6.3	-	-
Travel In-State	5.3	-	-
Travel Out-Of-State	-	-	-
Food	-	-	-
Aid To Organizations & Individuals	-	-	-
Other Operating Expenditures	32.7	10.4	10.4
Equipment	-	-	-
Capital Outlay	-	-	-
Capital Equipment	-	-	-
Non-Capital Equipment	3.9	-	-
Debt Service	-	-	-
Cost Allocation & Indirect Costs	-	-	-
Transfers-Out	-	-	-
<b>Appropriated Expenditure Sub-Total:</b>	<b>371.1</b>	<b>388.8</b>	<b>388.8</b>
Non-Lapsing Authority from Prior Years	-	-	-
Administrative Adjustments	-	-	-
Capital Projects (Land, Bldgs, Improv)	-	-	-
Appropriated 27th Pay Roll	-	-	-

## Sources and Uses

<b>Agency:</b>	<b>Arizona Department of Housing</b>
----------------	--------------------------------------

<b>Fund:</b>	<b>HD2235 Housing Trust Fund</b>
--------------	----------------------------------

Legislative Fund Transfers	-	-	-
IT Project Transfers	-	-	-
Proposed Fund Transfer	-	-	-
Residual Equity Transfer	-	-	-
Transfer Due to Fund Balance Cap	-	-	-
Prior Committed or Obligated Expenditures (no entry for AY)	-	-	-
Non-Appropriated 27th Pay Roll	-	-	-
<b>Appropriated Expenditure Total:</b>	<b>371.1</b>	<b>388.8</b>	<b>388.8</b>
<b>Appropriated FTE</b>	<b>-</b>	<b>3.0</b>	<b>3.0</b>

<b>Non-Appropriated Expenditure</b>
-------------------------------------

Expenditure Categories	FY 2024 Actuals	FY 2025 Estimate	FY 2026 Request
Personal Services	-	-	-
Employee Related Expenditures	-	-	-
Professional & Outside Services	7.6	8.0	8.0
Travel In-State	-	-	-
Travel Out-Of-State	-	-	-
Food	-	-	-
Aid To Organizations & Individuals	47,303.5	47,303.5	47,303.5
Other Operating Expenditures	-	-	-
Equipment	-	-	-
Capital Outlay	-	-	-
Capital Equipment	-	-	-
Non-Capital Equipment	44.5	44.5	44.5
Debt Service	-	-	-
Cost Allocation & Indirect Costs	-	-	-
Transfers-Out	-	-	-
<b>Non-Appropriated Expenditure Sub-Total:</b>	<b>47,355.6</b>	<b>47,356.0</b>	<b>47,356.0</b>
Non-Lapsing Authority from Prior Years	-	-	-
Administrative Adjustments	-	-	-
Capital Projects (Land, Bldgs, Improv)	-	-	-
Appropriated 27th Pay Roll	-	-	-
Legislative Fund Transfers	-	-	-
IT Project Transfers	-	-	-
Proposed Fund Transfer	-	-	-
Residual Equity Transfer	-	-	-

## Sources and Uses

<b>Agency:</b>	<b>Arizona Department of Housing</b>
----------------	--------------------------------------

<b>Fund:</b>	<b>HD2235 Housing Trust Fund</b>
--------------	----------------------------------

Transfer Due to Fund Balance Cap	-	-	-
Prior Committed or Obligated Expenditures (no entry for AY)	-	-	-
Non-Appropriated 27th Pay Roll	-	-	-
<b>Non-Appropriated Expenditure Total:</b>	47,355.6	47,356.0	47,356.0
<b>Non-Appropriated FTE</b>	3.0	-	-

## Sources and Uses

**Agency:** Arizona Department of Housing

**Fund:** HD2237 Mobile Home Relocation Fund

Funds are used to pay premiums and other costs of purchasing insurance coverage for tenant relocation costs from a private licensed insurer. Sources of revenue include assessments collected from mobile home owners and interest earnings.

### Cash Flow Summary

	FY 2024 Actuals	FY 2025 Estimate	FY 2026 Request
Beginning Balance	7,733.2	12,564.2	17,385.8
Revenue (from Revenue Schedule)	5,331.1	5,331.1	5,331.1
<b>Total Available</b>	<b>13,064.3</b>	<b>17,895.3</b>	<b>22,716.9</b>
Total Appropriated Disbursements	-	-	-
Total Non-Appropriated Disbursements	500.1	509.5	509.5
Balance Forward to Next Year	12,564.2	17,385.8	22,207.4

Explanation for Negative Ending Balance(s): Arizona Department of Housing

### Appropriated Expenditure

Expenditure Categories	FY 2024 Actuals	FY 2025 Estimate	FY 2026 Request
Personal Services	-	-	-
Employee Related Expenditures	-	-	-
Professional & Outside Services	-	-	-
Travel In-State	-	-	-
Travel Out-Of-State	-	-	-
Food	-	-	-
Aid To Organizations & Individuals	-	-	-
Other Operating Expenditures	-	-	-
Equipment	-	-	-
Capital Outlay	-	-	-
Capital Equipment	-	-	-
Non-Capital Equipment	-	-	-
Debt Service	-	-	-
Cost Allocation & Indirect Costs	-	-	-
Transfers-Out	-	-	-
<b>Appropriated Expenditure Sub-Total:</b>	<b>-</b>	<b>-</b>	<b>-</b>
Non-Lapsing Authority from Prior Years	-	-	-
Administrative Adjustments	-	-	-
Capital Projects (Land, Bldgs, Improv)	-	-	-
Appropriated 27th Pay Roll	-	-	-
Legislative Fund Transfers	-	-	-
IT Project Transfers	-	-	-

## Sources and Uses

<b>Agency:</b>	<b>Arizona Department of Housing</b>
----------------	--------------------------------------

<b>Fund:</b>	<b>HD2237 Mobile Home Relocation Fund</b>
--------------	---

Proposed Fund Transfer	-	-	-
Residual Equity Transfer	-	-	-
Transfer Due to Fund Balance Cap	-	-	-
Prior Committed or Obligated Expenditures (no entry for AY)	-	-	-
Non-Appropriated 27th Pay Roll	-	-	-
<b>Appropriated Expenditure Total:</b>	-	-	-
<b>Appropriated FTE</b>	-	-	-

<b>Non-Appropriated Expenditure</b>
-------------------------------------

	FY 2024 Actuals	FY 2025 Estimate	FY 2026 Request
<b>Expenditure Categories</b>			
Personal Services	9.4	12.3	12.3
Employee Related Expenditures	4.8	9.1	9.1
Professional & Outside Services	0.1	0.1	0.1
Travel In-State	6.5	8.4	8.4
Travel Out-Of-State	-	-	-
Food	-	-	-
Aid To Organizations & Individuals	473.4	473.4	473.4
Other Operating Expenditures	5.4	5.7	5.7
Equipment	-	-	-
Capital Outlay	-	-	-
Capital Equipment	-	-	-
Non-Capital Equipment	0.5	0.5	0.5
Debt Service	-	-	-
Cost Allocation & Indirect Costs	-	-	-
Transfers-Out	-	-	-
<b>Non-Appropriated Expenditure Sub-Total:</b>	<b>500.1</b>	<b>509.5</b>	<b>509.5</b>
Non-Lapsing Authority from Prior Years	-	-	-
Administrative Adjustments	-	-	-
Capital Projects (Land, Bldgs, Improv)	-	-	-
Appropriated 27th Pay Roll	-	-	-
Legislative Fund Transfers	-	-	-
IT Project Transfers	-	-	-
Proposed Fund Transfer	-	-	-
Residual Equity Transfer	-	-	-
Transfer Due to Fund Balance Cap	-	-	-
Prior Committed or Obligated Expenditures (no entry for AY)	-	-	-

## Sources and Uses

**Agency:** Arizona Department of Housing

**Fund:** HD2237 Mobile Home Relocation Fund

Non-Appropriated 27th Pay Roll	-	-	-
<b>Non-Appropriated Expenditure Total:</b>	500.1	509.5	509.5
<b>Non-Appropriated FTE</b>	1.1	0.4	0.4

## Sources and Uses

<b>Agency:</b>	<b>Arizona Department of Housing</b>
----------------	--------------------------------------

<b>Fund:</b>	<b>HD2500 IGA and ISA Fund</b>
--------------	--------------------------------

This fund was established for state agencies as a clearing account to properly account for, control, and report receipts and disbursements associated with intergovernmental and interagency service agreements, which are not reported in other funds.

<b>Cash Flow Summary</b>
--------------------------

	FY 2024 Actuals	FY 2025 Estimate	FY 2026 Request
Beginning Balance	-	0.0	1.9
Revenue (from Revenue Schedule)	6,023.0	6,025.0	6,025.0
<b>Total Available</b>	<b>6,023.0</b>	<b>6,025.0</b>	<b>6,026.9</b>
Total Appropriated Disbursements	-	-	-
Total Non-Appropriated Disbursements	6,023.0	6,023.1	6,023.1
Balance Forward to Next Year	0.0	1.9	3.8

<b>Appropriated Expenditure</b>
---------------------------------

	FY 2024 Actuals	FY 2025 Estimate	FY 2026 Request
<b>Expenditure Categories</b>			
Personal Services	-	-	-
Employee Related Expenditures	-	-	-
Professional & Outside Services	-	-	-
Travel In-State	-	-	-
Travel Out-Of-State	-	-	-
Food	-	-	-
Aid To Organizations & Individuals	-	-	-
Other Operating Expenditures	-	-	-
Equipment	-	-	-
Capital Outlay	-	-	-
Capital Equipment	-	-	-
Non-Capital Equipment	-	-	-
Debt Service	-	-	-
Cost Allocation & Indirect Costs	-	-	-
Transfers-Out	-	-	-
<b>Appropriated Expenditure Sub-Total:</b>	-	-	-
Non-Lapsing Authority from Prior Years	-	-	-
Administrative Adjustments	-	-	-
Capital Projects (Land, Bldgs, Improv)	-	-	-
Appropriated 27th Pay Roll	-	-	-
Legislative Fund Transfers	-	-	-
IT Project Transfers	-	-	-
Proposed Fund Transfer	-	-	-

## Sources and Uses

<b>Agency:</b>	<b>Arizona Department of Housing</b>
----------------	--------------------------------------

<b>Fund:</b>	<b>HD2500 IGA and ISA Fund</b>
--------------	--------------------------------

Residual Equity Transfer	-	-	-
Transfer Due to Fund Balance Cap	-	-	-
Prior Committed or Obligated Expenditures (no entry for AY)	-	-	-
Non-Appropriated 27th Pay Roll	-	-	-
<b>Appropriated Expenditure Total:</b>	-	-	-
<b>Appropriated FTE</b>	-	-	-

<b>Non-Appropriated Expenditure</b>
-------------------------------------

	FY 2024 Actuals	FY 2025 Estimate	FY 2026 Request
<b>Expenditure Categories</b>			
Personal Services	132.8	132.8	132.8
Employee Related Expenditures	52.5	52.5	52.5
Professional & Outside Services	-	-	-
Travel In-State	-	-	-
Travel Out-Of-State	-	-	-
Food	-	-	-
Aid To Organizations & Individuals	5,816.0	5,816.0	5,816.0
Other Operating Expenditures	21.8	21.8	21.8
Equipment	-	-	-
Capital Outlay	-	-	-
Capital Equipment	-	-	-
Non-Capital Equipment	-	-	-
Debt Service	-	-	-
Cost Allocation & Indirect Costs	-	-	-
Transfers-Out	-	-	-
<b>Non-Appropriated Expenditure Sub-Total:</b>	<b>6,023.0</b>	<b>6,023.1</b>	<b>6,023.1</b>
Non-Lapsing Authority from Prior Years	-	-	-
Administrative Adjustments	-	-	-
Capital Projects (Land, Bldgs, Improv)	-	-	-
Appropriated 27th Pay Roll	-	-	-
Legislative Fund Transfers	-	-	-
IT Project Transfers	-	-	-
Proposed Fund Transfer	-	-	-
Residual Equity Transfer	-	-	-
Transfer Due to Fund Balance Cap	-	-	-
Prior Committed or Obligated Expenditures (no entry for AY)	-	-	-
Non-Appropriated 27th Pay Roll	-	-	-



## Sources and Uses

**Agency:** Arizona Department of Housing

**Fund:** HD2500 IGA and ISA Fund

<b>Non-Appropriated Expenditure Total:</b>	6,023.0	6,023.1	6,023.1
<b>Non-Appropriated FTE</b>	1.2	2.0	2.0

## Sources and Uses

**Agency:** Arizona Department of Housing

**Fund:** HD2976 CDBG-CV CARES Act Fund

This fund serves as a pass-through account to draw down federal Department of Housing and Urban Development (HUD)-approved Community Development Block Grant (CDBG-CV) project funding from the CARES Act. Funds are used for various statewide initiatives to respond to the COVID-19 pandemic.

<b>Cash Flow Summary</b>	<b>FY 2024 Actuals</b>	<b>FY 2025 Estimate</b>	<b>FY 2026 Request</b>
Beginning Balance	2.1	2.8	2.9
Revenue (from Revenue Schedule)	3,300.6	1,963.3	1,963.3
<b>Total Available</b>	<b>3,302.7</b>	<b>1,966.1</b>	<b>1,966.2</b>
Total Appropriated Disbursements	-	-	-
Total Non-Appropriated Disbursements	3,299.9	1,963.2	1,963.2
Balance Forward to Next Year	2.8	2.9	3.0

Explanation for Negative Ending Balance(s): Arizona Department of Housing

<b>Appropriated Expenditure</b>	<b>FY 2024 Actuals</b>	<b>FY 2025 Estimate</b>	<b>FY 2026 Request</b>
<b>Expenditure Categories</b>			
Personal Services	-	-	-
Employee Related Expenditures	-	-	-
Professional & Outside Services	-	-	-
Travel In-State	-	-	-
Travel Out-Of-State	-	-	-
Food	-	-	-
Aid To Organizations & Individuals	-	-	-
Other Operating Expenditures	-	-	-
Equipment	-	-	-
Capital Outlay	-	-	-
Capital Equipment	-	-	-
Non-Capital Equipment	-	-	-
Debt Service	-	-	-
Cost Allocation & Indirect Costs	-	-	-
Transfers-Out	-	-	-
<b>Appropriated Expenditure Sub-Total:</b>	<b>-</b>	<b>-</b>	<b>-</b>
Non-Lapsing Authority from Prior Years	-	-	-
Administrative Adjustments	-	-	-
Capital Projects (Land, Bldgs, Improv)	-	-	-
Appropriated 27th Pay Roll	-	-	-
Legislative Fund Transfers	-	-	-
IT Project Transfers	-	-	-

## Sources and Uses

<b>Agency:</b>	<b>Arizona Department of Housing</b>
----------------	--------------------------------------

<b>Fund:</b>	<b>HD2976 CDBG-CV CARES Act Fund</b>
--------------	--------------------------------------

Proposed Fund Transfer	-	-	-
Residual Equity Transfer	-	-	-
Transfer Due to Fund Balance Cap	-	-	-
Prior Committed or Obligated Expenditures (no entry for AY)	-	-	-
Non-Appropriated 27th Pay Roll	-	-	-
<b>Appropriated Expenditure Total:</b>	-	-	-
<b>Appropriated FTE</b>	-	-	-

<b>Non-Appropriated Expenditure</b>
-------------------------------------

	FY 2024 Actuals	FY 2025 Estimate	FY 2026 Request
<b>Expenditure Categories</b>			
Personal Services	3.1	4.0	4.0
Employee Related Expenditures	1.0	1.3	1.3
Professional & Outside Services	-	-	-
Travel In-State	0.0	-	-
Travel Out-Of-State	-	-	-
Food	-	-	-
Aid To Organizations & Individuals	3,295.8	1,957.9	1,957.9
Other Operating Expenditures	-	-	-
Equipment	-	-	-
Capital Outlay	-	-	-
Capital Equipment	-	-	-
Non-Capital Equipment	-	-	-
Debt Service	-	-	-
Cost Allocation & Indirect Costs	-	-	-
Transfers-Out	-	-	-
<b>Non-Appropriated Expenditure Sub-Total:</b>	<b>3,299.9</b>	<b>1,963.2</b>	<b>1,963.2</b>
Non-Lapsing Authority from Prior Years	-	-	-
Administrative Adjustments	-	-	-
Capital Projects (Land, Bldgs, Improv)	-	-	-
Appropriated 27th Pay Roll	-	-	-
Legislative Fund Transfers	-	-	-
IT Project Transfers	-	-	-
Proposed Fund Transfer	-	-	-
Residual Equity Transfer	-	-	-
Transfer Due to Fund Balance Cap	-	-	-
Prior Committed or Obligated Expenditures (no entry for AY)	-	-	-

## Sources and Uses

**Agency:** Arizona Department of Housing

**Fund:** HD2976 CDBG-CV CARES Act Fund

Non-Appropriated 27th Pay Roll	-	-	-
<b>Non-Appropriated Expenditure Total:</b>	3,299.9	1,963.2	1,963.2
<b>Non-Appropriated FTE</b>	-	-	-

## Sources and Uses

**Agency:** Arizona Department of Housing

**Fund:** HD2985 Coronavirus State and Local Fiscal Recovery Fund

Revenue is received from the American Rescue Plan Act (ARPA) of 2021 and is used for expenses related to addressing, mitigating, and recovering from the ongoing COVID-19 public health crisis.

<b>Cash Flow Summary</b>	<b>FY 2024 Actuals</b>	<b>FY 2025 Estimate</b>	<b>FY 2026 Request</b>
Beginning Balance	6,927.6	9,877.8	10,664.0
Revenue (from Revenue Schedule)	19,342.9	38,692.5	38,692.5
<b>Total Available</b>	<b>26,270.5</b>	<b>48,570.3</b>	<b>49,356.5</b>
Total Appropriated Disbursements	-	-	-
Total Non-Appropriated Disbursements	16,392.7	37,906.3	37,906.3
Balance Forward to Next Year	9,877.8	10,664.0	11,450.2

Explanation for Negative Ending Balance(s): Arizona Department of Housing

<b>Appropriated Expenditure</b>	<b>FY 2024 Actuals</b>	<b>FY 2025 Estimate</b>	<b>FY 2026 Request</b>
<b>Expenditure Categories</b>			
Personal Services	-	-	-
Employee Related Expenditures	-	-	-
Professional & Outside Services	-	-	-
Travel In-State	-	-	-
Travel Out-Of-State	-	-	-
Food	-	-	-
Aid To Organizations & Individuals	-	-	-
Other Operating Expenditures	-	-	-
Equipment	-	-	-
Capital Outlay	-	-	-
Capital Equipment	-	-	-
Non-Capital Equipment	-	-	-
Debt Service	-	-	-
Cost Allocation & Indirect Costs	-	-	-
Transfers-Out	-	-	-
<b>Appropriated Expenditure Sub-Total:</b>	<b>-</b>	<b>-</b>	<b>-</b>
Non-Lapsing Authority from Prior Years	-	-	-
Administrative Adjustments	-	-	-
Capital Projects (Land, Bldgs, Improv)	-	-	-
Appropriated 27th Pay Roll	-	-	-
Legislative Fund Transfers	-	-	-
IT Project Transfers	-	-	-

## Sources and Uses

<b>Agency:</b>	<b>Arizona Department of Housing</b>
----------------	--------------------------------------

<b>Fund:</b>	<b>HD2985 Coronavirus State and Local Fiscal Recovery Fund</b>
--------------	--

Proposed Fund Transfer	-	-	-
Residual Equity Transfer	-	-	-
Transfer Due to Fund Balance Cap	-	-	-
Prior Committed or Obligated Expenditures (no entry for AY)	-	-	-
Non-Appropriated 27th Pay Roll	-	-	-
<b>Appropriated Expenditure Total:</b>	-	-	-
<b>Appropriated FTE</b>	-	-	-

<b>Non-Appropriated Expenditure</b>
-------------------------------------

	FY 2024 Actuals	FY 2025 Estimate	FY 2026 Request
<b>Expenditure Categories</b>			
Personal Services	-	-	-
Employee Related Expenditures	-	-	-
Professional & Outside Services	-	-	-
Travel In-State	-	-	-
Travel Out-Of-State	-	-	-
Food	-	-	-
Aid To Organizations & Individuals	16,392.7	37,906.3	37,906.3
Other Operating Expenditures	-	-	-
Equipment	-	-	-
Capital Outlay	-	-	-
Capital Equipment	-	-	-
Non-Capital Equipment	-	-	-
Debt Service	-	-	-
Cost Allocation & Indirect Costs	-	-	-
Transfers-Out	-	-	-
<b>Non-Appropriated Expenditure Sub-Total:</b>	<b>16,392.7</b>	<b>37,906.3</b>	<b>37,906.3</b>
Non-Lapsing Authority from Prior Years	-	-	-
Administrative Adjustments	-	-	-
Capital Projects (Land, Bldgs, Improv)	-	-	-
Appropriated 27th Pay Roll	-	-	-
Legislative Fund Transfers	-	-	-
IT Project Transfers	-	-	-
Proposed Fund Transfer	-	-	-
Residual Equity Transfer	-	-	-
Transfer Due to Fund Balance Cap	-	-	-
Prior Committed or Obligated Expenditures (no entry for AY)	-	-	-

## Sources and Uses

**Agency:** Arizona Department of Housing

**Fund:** HD2985 Coronavirus State and Local Fiscal Recovery Fund

Non-Appropriated 27th Pay Roll	-	-	-
<b>Non-Appropriated Expenditure Total:</b>	16,392.7	37,906.3	37,906.3
<b>Non-Appropriated FTE</b>	-	-	-

## Sources and Uses

**Agency:** Arizona Department of Housing

**Fund:** HD2986 Homeowner Assistance Fund

Revenues were received from the American Rescue Plan Act (ARPA) in response to the COVID-19 pandemic. Funds are used to provide financial and mortgage assistance to homeowners.

### Cash Flow Summary

	FY 2024 Actuals	FY 2025 Estimate	FY 2026 Request
Beginning Balance	55,351.1	413.2	(116.9)
Revenue (from Revenue Schedule)	5,000.0	-	-
<b>Total Available</b>	<b>60,351.1</b>	<b>413.2</b>	<b>(116.9)</b>
Total Appropriated Disbursements	-	-	-
Total Non-Appropriated Disbursements	59,937.8	530.1	530.1
Balance Forward to Next Year	413.2	(116.9)	(647.0)

Explanation for Negative Ending Balance(s):

ADOH will not be receiving any additional revenue from the US Department of Treasury for the Homeowner Assistance Fund (HAF) but will continue to incur expenses during retention period following close out. Funding was fully expended by 01/04/2024.

### Appropriated Expenditure

Expenditure Categories	FY 2024 Actuals	FY 2025 Estimate	FY 2026 Request
Personal Services	-	-	-
Employee Related Expenditures	-	-	-
Professional & Outside Services	-	-	-
Travel In-State	-	-	-
Travel Out-Of-State	-	-	-
Food	-	-	-
Aid To Organizations & Individuals	-	-	-
Other Operating Expenditures	-	-	-
Equipment	-	-	-
Capital Outlay	-	-	-
Capital Equipment	-	-	-
Non-Capital Equipment	-	-	-
Debt Service	-	-	-
Cost Allocation & Indirect Costs	-	-	-
Transfers-Out	-	-	-
<b>Appropriated Expenditure Sub-Total:</b>	<b>-</b>	<b>-</b>	<b>-</b>
Non-Lapsing Authority from Prior Years	-	-	-
Administrative Adjustments	-	-	-
Capital Projects (Land, Bldgs, Improv)	-	-	-



## Sources and Uses

<b>Agency:</b>	<b>Arizona Department of Housing</b>
----------------	--------------------------------------

<b>Fund:</b>	<b>HD2986 Homeowner Assistance Fund</b>
--------------	---

Appropriated 27th Pay Roll	-	-	-
Legislative Fund Transfers	-	-	-
IT Project Transfers	-	-	-
Proposed Fund Transfer	-	-	-
Residual Equity Transfer	-	-	-
Transfer Due to Fund Balance Cap	-	-	-
Prior Committed or Obligated Expenditures (no entry for AY)	-	-	-
Non-Appropriated 27th Pay Roll	-	-	-
<b>Appropriated Expenditure Total:</b>	-	-	-
<b>Appropriated FTE</b>	-	-	-

<b>Non-Appropriated Expenditure</b>
-------------------------------------

Expenditure Categories	FY 2024 Actuals	FY 2025 Estimate	FY 2026 Request
Personal Services	126.4	52.0	52.0
Employee Related Expenditures	56.8	20.3	20.3
Professional & Outside Services	1,529.3	72.8	72.8
Travel In-State	0.3	-	-
Travel Out-Of-State	-	-	-
Food	-	-	-
Aid To Organizations & Individuals	54,648.3	-	-
Other Operating Expenditures	1,141.1	385.0	385.0
Equipment	-	-	-
Capital Outlay	-	-	-
Capital Equipment	-	-	-
Non-Capital Equipment	2,435.6	-	-
Debt Service	-	-	-
Cost Allocation & Indirect Costs	-	-	-
Transfers-Out	-	-	-
<b>Non-Appropriated Expenditure Sub-Total:</b>	<b>59,937.8</b>	<b>530.1</b>	<b>530.1</b>
Non-Lapsing Authority from Prior Years	-	-	-
Administrative Adjustments	-	-	-
Capital Projects (Land, Bldgs, Improv)	-	-	-
Appropriated 27th Pay Roll	-	-	-
Legislative Fund Transfers	-	-	-
IT Project Transfers	-	-	-
Proposed Fund Transfer	-	-	-

## Sources and Uses

<b>Agency:</b>	<b>Arizona Department of Housing</b>
----------------	--------------------------------------

<b>Fund:</b>	<b>HD2986 Homeowner Assistance Fund</b>
--------------	---

Residual Equity Transfer	-	-	-
Transfer Due to Fund Balance Cap	-	-	-
Prior Committed or Obligated Expenditures (no entry for AY)	-	-	-
Non-Appropriated 27th Pay Roll	-	-	-
<b>Non-Appropriated Expenditure Total:</b>	59,937.8	530.1	530.1
<b>Non-Appropriated FTE</b>	2.4	-	-

## Sources and Uses

**Agency:** Arizona Department of Housing

**Fund:** HD2999 Federal Economic Recovery Fund

Funds received from the American Recovery and Reinvestment Act of 2009 (ARRA) are used in accordance with the guidelines established by the federal government.

### Cash Flow Summary

	FY 2024 Actuals	FY 2025 Estimate	FY 2026 Request
Beginning Balance	1,363.3	518.5	673.7
Revenue (from Revenue Schedule)	(844.8)	155.2	155.2
<b>Total Available</b>	<b>518.5</b>	<b>673.7</b>	<b>828.9</b>
Total Appropriated Disbursements	-	-	-
Total Non-Appropriated Disbursements	-	-	-
Balance Forward to Next Year	518.5	673.7	828.9

Explanation for Negative Ending Balance(s):

Arizona Department of Housing

### Appropriated Expenditure

Expenditure Categories	FY 2024 Actuals	FY 2025 Estimate	FY 2026 Request
Personal Services	-	-	-
Employee Related Expenditures	-	-	-
Professional & Outside Services	-	-	-
Travel In-State	-	-	-
Travel Out-Of-State	-	-	-
Food	-	-	-
Aid To Organizations & Individuals	-	-	-
Other Operating Expenditures	-	-	-
Equipment	-	-	-
Capital Outlay	-	-	-
Capital Equipment	-	-	-
Non-Capital Equipment	-	-	-
Debt Service	-	-	-
Cost Allocation & Indirect Costs	-	-	-
Transfers-Out	-	-	-
<b>Appropriated Expenditure Sub-Total:</b>	<b>-</b>	<b>-</b>	<b>-</b>
Non-Lapsing Authority from Prior Years	-	-	-
Administrative Adjustments	-	-	-
Capital Projects (Land, Bldgs, Improv)	-	-	-
Appropriated 27th Pay Roll	-	-	-
Legislative Fund Transfers	-	-	-
IT Project Transfers	-	-	-

## Sources and Uses

<b>Agency:</b>	<b>Arizona Department of Housing</b>
----------------	--------------------------------------

<b>Fund:</b>	<b>HD2999 Federal Economic Recovery Fund</b>
--------------	--

Proposed Fund Transfer	-	-	-
Residual Equity Transfer	-	-	-
Transfer Due to Fund Balance Cap	-	-	-
Prior Committed or Obligated Expenditures (no entry for AY)	-	-	-
Non-Appropriated 27th Pay Roll	-	-	-
<b>Appropriated Expenditure Total:</b>	-	-	-
<b>Appropriated FTE</b>	-	-	-

<b>Non-Appropriated Expenditure</b>
-------------------------------------

	FY 2024 Actuals	FY 2025 Estimate	FY 2026 Request
<b>Expenditure Categories</b>			
Personal Services	-	-	-
Employee Related Expenditures	-	-	-
Professional & Outside Services	-	-	-
Travel In-State	-	-	-
Travel Out-Of-State	-	-	-
Food	-	-	-
Aid To Organizations & Individuals	-	-	-
Other Operating Expenditures	-	-	-
Equipment	-	-	-
Capital Outlay	-	-	-
Capital Equipment	-	-	-
Non-Capital Equipment	-	-	-
Debt Service	-	-	-
Cost Allocation & Indirect Costs	-	-	-
Transfers-Out	-	-	-
<b>Non-Appropriated Expenditure Sub-Total:</b>	-	-	-
Non-Lapsing Authority from Prior Years	-	-	-
Administrative Adjustments	-	-	-
Capital Projects (Land, Bldgs, Improv)	-	-	-
Appropriated 27th Pay Roll	-	-	-
Legislative Fund Transfers	-	-	-
IT Project Transfers	-	-	-
Proposed Fund Transfer	-	-	-
Residual Equity Transfer	-	-	-
Transfer Due to Fund Balance Cap	-	-	-
Prior Committed or Obligated Expenditures (no entry for AY)	-	-	-

## Sources and Uses

**Agency:** Arizona Department of Housing

**Fund:** HD2999 Federal Economic Recovery Fund

Non-Appropriated 27th Pay Roll	-	-	-
<b>Non-Appropriated Expenditure Total:</b>	-	-	-
<b>Non-Appropriated FTE</b>	-	-	-

## Sources and Uses

**Agency:** Arizona Department of Housing

**Fund:** HD3090 Manufactured Housing Consumer Recovery Fund

Revenues are received from fees charged to dealers and brokers of manufactured homes, mobile homes, or factory-built buildings designed for residential use. Monies are used for education in connection with the manufactured housing industry and to make payment on damage claims filed by consumers.

<b>Cash Flow Summary</b>	<b>FY 2024 Actuals</b>	<b>FY 2025 Estimate</b>	<b>FY 2026 Request</b>
Beginning Balance	699.2	697.0	692.5
Revenue (from Revenue Schedule)	45.3	45.4	45.4
<b>Total Available</b>	<b>744.5</b>	<b>742.4</b>	<b>737.9</b>
Total Appropriated Disbursements	-	-	-
Total Non-Appropriated Disbursements	47.5	49.9	49.9
Balance Forward to Next Year	697.0	692.5	688.0

Explanation for Negative Ending Balance(s): Arizona Department of Housing

<b>Appropriated Expenditure</b>	<b>FY 2024 Actuals</b>	<b>FY 2025 Estimate</b>	<b>FY 2026 Request</b>
<b>Expenditure Categories</b>			
Personal Services	-	-	-
Employee Related Expenditures	-	-	-
Professional & Outside Services	-	-	-
Travel In-State	-	-	-
Travel Out-Of-State	-	-	-
Food	-	-	-
Aid To Organizations & Individuals	-	-	-
Other Operating Expenditures	-	-	-
Equipment	-	-	-
Capital Outlay	-	-	-
Capital Equipment	-	-	-
Non-Capital Equipment	-	-	-
Debt Service	-	-	-
Cost Allocation & Indirect Costs	-	-	-
Transfers-Out	-	-	-
<b>Appropriated Expenditure Sub-Total:</b>	<b>-</b>	<b>-</b>	<b>-</b>
Non-Lapsing Authority from Prior Years	-	-	-
Administrative Adjustments	-	-	-
Capital Projects (Land, Bldgs, Improv)	-	-	-
Appropriated 27th Pay Roll	-	-	-
Legislative Fund Transfers	-	-	-
IT Project Transfers	-	-	-

## Sources and Uses

<b>Agency:</b>	<b>Arizona Department of Housing</b>
----------------	--------------------------------------

<b>Fund:</b>	<b>HD3090 Manufactured Housing Consumer Recovery Fund</b>
--------------	---

Proposed Fund Transfer	-	-	-
Residual Equity Transfer	-	-	-
Transfer Due to Fund Balance Cap	-	-	-
Prior Committed or Obligated Expenditures (no entry for AY)	-	-	-
Non-Appropriated 27th Pay Roll	-	-	-
<b>Appropriated Expenditure Total:</b>	-	-	-
<b>Appropriated FTE</b>	-	-	-

<b>Non-Appropriated Expenditure</b>
-------------------------------------

	FY 2024 Actuals	FY 2025 Estimate	FY 2026 Request
<b>Expenditure Categories</b>			
Personal Services	-	-	-
Employee Related Expenditures	-	-	-
Professional & Outside Services	-	-	-
Travel In-State	-	-	-
Travel Out-Of-State	-	-	-
Food	-	-	-
Aid To Organizations & Individuals	-	-	-
Other Operating Expenditures	47.5	49.9	49.9
Equipment	-	-	-
Capital Outlay	-	-	-
Capital Equipment	-	-	-
Non-Capital Equipment	-	-	-
Debt Service	-	-	-
Cost Allocation & Indirect Costs	-	-	-
Transfers-Out	-	-	-
<b>Non-Appropriated Expenditure Sub-Total:</b>	<b>47.5</b>	<b>49.9</b>	<b>49.9</b>
Non-Lapsing Authority from Prior Years	-	-	-
Administrative Adjustments	-	-	-
Capital Projects (Land, Bldgs, Improv)	-	-	-
Appropriated 27th Pay Roll	-	-	-
Legislative Fund Transfers	-	-	-
IT Project Transfers	-	-	-
Proposed Fund Transfer	-	-	-
Residual Equity Transfer	-	-	-
Transfer Due to Fund Balance Cap	-	-	-
Prior Committed or Obligated Expenditures (no entry for AY)	-	-	-

## Sources and Uses

**Agency:** Arizona Department of Housing

**Fund:** HD3090 Manufactured Housing Consumer Recovery Fund

Non-Appropriated 27th Pay Roll	-	-	-
<b>Non-Appropriated Expenditure Total:</b>	47.5	49.9	49.9
<b>Non-Appropriated FTE</b>	-	-	-



## Sources and Uses

**Agency:** Arizona Department of Housing

**Fund:** HD3202 Housing Choice Voucher Emergency Housing Fund

Revenues are received from federal funds distributed by the Department of Housing and Urban Development (HUD) and are used to provide housing voucher assistance to families and individuals who are homeless, at risk of homelessness, or have a high risk of housing instability during the COVID-19 pandemic.

<b>Cash Flow Summary</b>	<b>FY 2024 Actuals</b>	<b>FY 2025 Estimate</b>	<b>FY 2026 Request</b>
Beginning Balance	70.8	45.5	110.6
Revenue (from Revenue Schedule)	274.8	370.0	370.0
<b>Total Available</b>	<b>345.6</b>	<b>415.5</b>	<b>480.6</b>
Total Appropriated Disbursements	-	-	-
Total Non-Appropriated Disbursements	300.2	304.9	304.9
Balance Forward to Next Year	45.5	110.6	175.7

Explanation for Negative Ending Balance(s): Arizona Department of Housing

<b>Appropriated Expenditure</b>	<b>FY 2024 Actuals</b>	<b>FY 2025 Estimate</b>	<b>FY 2026 Request</b>
<b>Expenditure Categories</b>			
Personal Services	-	-	-
Employee Related Expenditures	-	-	-
Professional & Outside Services	-	-	-
Travel In-State	-	-	-
Travel Out-Of-State	-	-	-
Food	-	-	-
Aid To Organizations & Individuals	-	-	-
Other Operating Expenditures	-	-	-
Equipment	-	-	-
Capital Outlay	-	-	-
Capital Equipment	-	-	-
Non-Capital Equipment	-	-	-
Debt Service	-	-	-
Cost Allocation & Indirect Costs	-	-	-
Transfers-Out	-	-	-
<b>Appropriated Expenditure Sub-Total:</b>	<b>-</b>	<b>-</b>	<b>-</b>
Non-Lapsing Authority from Prior Years	-	-	-
Administrative Adjustments	-	-	-
Capital Projects (Land, Bldgs, Improv)	-	-	-
Appropriated 27th Pay Roll	-	-	-
Legislative Fund Transfers	-	-	-
IT Project Transfers	-	-	-

## Sources and Uses

<b>Agency:</b>	<b>Arizona Department of Housing</b>
----------------	--------------------------------------

<b>Fund:</b>	<b>HD3202 Housing Choice Voucher Emergency Housing Fund</b>
--------------	---

Proposed Fund Transfer	-	-	-
Residual Equity Transfer	-	-	-
Transfer Due to Fund Balance Cap	-	-	-
Prior Committed or Obligated Expenditures (no entry for AY)	-	-	-
Non-Appropriated 27th Pay Roll	-	-	-
<b>Appropriated Expenditure Total:</b>	-	-	-
<b>Appropriated FTE</b>	-	-	-

<b>Non-Appropriated Expenditure</b>
-------------------------------------

	FY 2024 Actuals	FY 2025 Estimate	FY 2026 Request
<b>Expenditure Categories</b>			
Personal Services	4.0	5.2	5.2
Employee Related Expenditures	1.6	2.1	2.1
Professional & Outside Services	60.4	63.4	63.4
Travel In-State	0.0	-	-
Travel Out-Of-State	-	-	-
Food	-	-	-
Aid To Organizations & Individuals	231.7	231.7	231.7
Other Operating Expenditures	0.8	0.9	0.9
Equipment	-	-	-
Capital Outlay	-	-	-
Capital Equipment	-	-	-
Non-Capital Equipment	1.6	1.6	1.6
Debt Service	-	-	-
Cost Allocation & Indirect Costs	-	-	-
Transfers-Out	-	-	-
<b>Non-Appropriated Expenditure Sub-Total:</b>	<b>300.2</b>	<b>304.9</b>	<b>304.9</b>
Non-Lapsing Authority from Prior Years	-	-	-
Administrative Adjustments	-	-	-
Capital Projects (Land, Bldgs, Improv)	-	-	-
Appropriated 27th Pay Roll	-	-	-
Legislative Fund Transfers	-	-	-
IT Project Transfers	-	-	-
Proposed Fund Transfer	-	-	-
Residual Equity Transfer	-	-	-
Transfer Due to Fund Balance Cap	-	-	-
Prior Committed or Obligated Expenditures (no entry for AY)	-	-	-

## Sources and Uses

**Agency:** Arizona Department of Housing

**Fund:** HD3202 Housing Choice Voucher Emergency Housing Fund

Non-Appropriated 27th Pay Roll	-	-	-
<b>Non-Appropriated Expenditure Total:</b>	300.2	304.9	304.9
<b>Non-Appropriated FTE</b>	-	0.4	0.4

## Sources and Uses

<b>Agency:</b>	<b>Arizona Department of Housing</b>
----------------	--------------------------------------

<b>Fund:</b>	<b>HD3240 Crisis Contingency and Safety Net Fund</b>
--------------	--

The Crisis Contingency and Safety Net Fund was established for use during a state emergency, and is used to provide economic assistance in the for of housing assistance, homelessness services, small business assistance, monies for food bank operations, and other direct resources to communities most affected by the emergency.

<b>Cash Flow Summary</b>	<b>FY 2024 Actuals</b>	<b>FY 2025 Estimate</b>	<b>FY 2026 Request</b>
Beginning Balance	-	-	-
Revenue (from Revenue Schedule)	-	-	-
<b>Total Available</b>	-	-	-
Total Appropriated Disbursements	-	-	-
Total Non-Appropriated Disbursements	-	-	-
Balance Forward to Next Year	-	-	-
Explanation for Negative Ending Balance(s):	Arizona Department of Housing		

<b>Appropriated Expenditure</b>	<b>FY 2024 Actuals</b>	<b>FY 2025 Estimate</b>	<b>FY 2026 Request</b>
<b>Expenditure Categories</b>			
Personal Services	-	-	-
Employee Related Expenditures	-	-	-
Professional & Outside Services	-	-	-
Travel In-State	-	-	-
Travel Out-Of-State	-	-	-
Food	-	-	-
Aid To Organizations & Individuals	-	-	-
Other Operating Expenditures	-	-	-
Equipment	-	-	-
Capital Outlay	-	-	-
Capital Equipment	-	-	-
Non-Capital Equipment	-	-	-
Debt Service	-	-	-
Cost Allocation & Indirect Costs	-	-	-
Transfers-Out	-	-	-
<b>Appropriated Expenditure Sub-Total:</b>	-	-	-
Non-Lapsing Authority from Prior Years	-	-	-
Administrative Adjustments	-	-	-
Capital Projects (Land, Bldgs, Improv)	-	-	-
Appropriated 27th Pay Roll	-	-	-
Legislative Fund Transfers	-	-	-
IT Project Transfers	-	-	-

## Sources and Uses

<b>Agency:</b>	<b>Arizona Department of Housing</b>
----------------	--------------------------------------

<b>Fund:</b>	<b>HD3240 Crisis Contingency and Safety Net Fund</b>
--------------	--

Proposed Fund Transfer	-	-	-
Residual Equity Transfer	-	-	-
Transfer Due to Fund Balance Cap	-	-	-
Prior Committed or Obligated Expenditures (no entry for AY)	-	-	-
Non-Appropriated 27th Pay Roll	-	-	-
<b>Appropriated Expenditure Total:</b>	-	-	-
<b>Appropriated FTE</b>	-	-	-

<b>Non-Appropriated Expenditure</b>
-------------------------------------

	FY 2024 Actuals	FY 2025 Estimate	FY 2026 Request
<b>Expenditure Categories</b>			
Personal Services	-	-	-
Employee Related Expenditures	-	-	-
Professional & Outside Services	-	-	-
Travel In-State	-	-	-
Travel Out-Of-State	-	-	-
Food	-	-	-
Aid To Organizations & Individuals	-	-	-
Other Operating Expenditures	-	-	-
Equipment	-	-	-
Capital Outlay	-	-	-
Capital Equipment	-	-	-
Non-Capital Equipment	-	-	-
Debt Service	-	-	-
Cost Allocation & Indirect Costs	-	-	-
Transfers-Out	-	-	-
<b>Non-Appropriated Expenditure Sub-Total:</b>	-	-	-
Non-Lapsing Authority from Prior Years	-	-	-
Administrative Adjustments	-	-	-
Capital Projects (Land, Bldgs, Improv)	-	-	-
Appropriated 27th Pay Roll	-	-	-
Legislative Fund Transfers	-	-	-
IT Project Transfers	-	-	-
Proposed Fund Transfer	-	-	-
Residual Equity Transfer	-	-	-
Transfer Due to Fund Balance Cap	-	-	-
Prior Committed or Obligated Expenditures (no entry for AY)	-	-	-

## Sources and Uses

<b>Agency:</b>	<b>Arizona Department of Housing</b>
----------------	--------------------------------------

<b>Fund:</b>	<b>HD3240</b>	<b>Crisis Contingency and Safety Net Fund</b>
--------------	---------------	---

Non-Appropriated 27th Pay Roll	-	-	-
<b>Non-Appropriated Expenditure Total:</b>	-	-	-
<b>Non-Appropriated FTE</b>	-	-	-

## Sources and Uses

**Agency:** Arizona Department of Housing

**Fund:** HD3722 Manufactured Housing Cash Bonds Fund

Revenues include bonds paid to the deputy director by manufactured home dealers. The proceeds of a cash bond are paid to someone who is damaged by the failure of the principal to perform a sales or installation agreement or to perform repairs under warranty.

<b>Cash Flow Summary</b>	<b>FY 2024 Actuals</b>	<b>FY 2025 Estimate</b>	<b>FY 2026 Request</b>
Beginning Balance	687.7	704.0	720.3
Revenue (from Revenue Schedule)	16.3	16.3	16.3
<b>Total Available</b>	<b>704.0</b>	<b>720.3</b>	<b>736.6</b>
Total Appropriated Disbursements	-	-	-
Total Non-Appropriated Disbursements	-	-	-
Balance Forward to Next Year	704.0	720.3	736.6

Explanation for Negative Ending Balance(s): Arizona Department of Housing

<b>Appropriated Expenditure</b>	<b>FY 2024 Actuals</b>	<b>FY 2025 Estimate</b>	<b>FY 2026 Request</b>
<b>Expenditure Categories</b>			
Personal Services	-	-	-
Employee Related Expenditures	-	-	-
Professional & Outside Services	-	-	-
Travel In-State	-	-	-
Travel Out-Of-State	-	-	-
Food	-	-	-
Aid To Organizations & Individuals	-	-	-
Other Operating Expenditures	-	-	-
Equipment	-	-	-
Capital Outlay	-	-	-
Capital Equipment	-	-	-
Non-Capital Equipment	-	-	-
Debt Service	-	-	-
Cost Allocation & Indirect Costs	-	-	-
Transfers-Out	-	-	-
<b>Appropriated Expenditure Sub-Total:</b>	<b>-</b>	<b>-</b>	<b>-</b>
Non-Lapsing Authority from Prior Years	-	-	-
Administrative Adjustments	-	-	-
Capital Projects (Land, Bldgs, Improv)	-	-	-
Appropriated 27th Pay Roll	-	-	-
Legislative Fund Transfers	-	-	-
IT Project Transfers	-	-	-

## Sources and Uses

<b>Agency:</b>	<b>Arizona Department of Housing</b>
----------------	--------------------------------------

<b>Fund:</b>	<b>HD3722 Manufactured Housing Cash Bonds Fund</b>
--------------	--

Proposed Fund Transfer	-	-	-
Residual Equity Transfer	-	-	-
Transfer Due to Fund Balance Cap	-	-	-
Prior Committed or Obligated Expenditures (no entry for AY)	-	-	-
Non-Appropriated 27th Pay Roll	-	-	-
<b>Appropriated Expenditure Total:</b>	-	-	-
<b>Appropriated FTE</b>	-	-	-

<b>Non-Appropriated Expenditure</b>
-------------------------------------

	FY 2024 Actuals	FY 2025 Estimate	FY 2026 Request
<b>Expenditure Categories</b>			
Personal Services	-	-	-
Employee Related Expenditures	-	-	-
Professional & Outside Services	-	-	-
Travel In-State	-	-	-
Travel Out-Of-State	-	-	-
Food	-	-	-
Aid To Organizations & Individuals	-	-	-
Other Operating Expenditures	-	-	-
Equipment	-	-	-
Capital Outlay	-	-	-
Capital Equipment	-	-	-
Non-Capital Equipment	-	-	-
Debt Service	-	-	-
Cost Allocation & Indirect Costs	-	-	-
Transfers-Out	-	-	-
<b>Non-Appropriated Expenditure Sub-Total:</b>	-	-	-
Non-Lapsing Authority from Prior Years	-	-	-
Administrative Adjustments	-	-	-
Capital Projects (Land, Bldgs, Improv)	-	-	-
Appropriated 27th Pay Roll	-	-	-
Legislative Fund Transfers	-	-	-
IT Project Transfers	-	-	-
Proposed Fund Transfer	-	-	-
Residual Equity Transfer	-	-	-
Transfer Due to Fund Balance Cap	-	-	-
Prior Committed or Obligated Expenditures (no entry for AY)	-	-	-



## Sources and Uses

**Agency:** Arizona Department of Housing

**Fund:** HD3722 Manufactured Housing Cash Bonds Fund

Non-Appropriated 27th Pay Roll	-	-	-
<b>Non-Appropriated Expenditure Total:</b>	-	-	-
<b>Non-Appropriated FTE</b>	-	-	-

## Sources and Uses

**Agency:** Arizona Department of Housing

**Fund:** HD3808 Military Transitional Housing Fund

Revenues are received from legislative appropriations and monies allocated from any federal sources for which military transitional housing is eligible and used for developing projects and programs to provide transitional housing opportunities for military members separating from the military to be housed in newly constructed housing facilities.

<b>Cash Flow Summary</b>	<b>FY 2024 Actuals</b>	<b>FY 2025 Estimate</b>	<b>FY 2026 Request</b>
Beginning Balance	-	1,900.0	1,900.0
Revenue (from Revenue Schedule)	1,900.0	-	-
<b>Total Available</b>	<b>1,900.0</b>	<b>1,900.0</b>	<b>1,900.0</b>
Total Appropriated Disbursements	-	-	-
Total Non-Appropriated Disbursements	-	-	-
Balance Forward to Next Year	1,900.0	1,900.0	1,900.0

Explanation for Negative Ending Balance(s): Arizona Department of Housing

<b>Appropriated Expenditure</b>	<b>FY 2024 Actuals</b>	<b>FY 2025 Estimate</b>	<b>FY 2026 Request</b>
<b>Expenditure Categories</b>			
Personal Services	-	-	-
Employee Related Expenditures	-	-	-
Professional & Outside Services	-	-	-
Travel In-State	-	-	-
Travel Out-Of-State	-	-	-
Food	-	-	-
Aid To Organizations & Individuals	-	-	-
Other Operating Expenditures	-	-	-
Equipment	-	-	-
Capital Outlay	-	-	-
Capital Equipment	-	-	-
Non-Capital Equipment	-	-	-
Debt Service	-	-	-
Cost Allocation & Indirect Costs	-	-	-
Transfers-Out	-	-	-
<b>Appropriated Expenditure Sub-Total:</b>	<b>-</b>	<b>-</b>	<b>-</b>
Non-Lapsing Authority from Prior Years	-	-	-
Administrative Adjustments	-	-	-
Capital Projects (Land, Bldgs, Improv)	-	-	-
Appropriated 27th Pay Roll	-	-	-
Legislative Fund Transfers	-	-	-
IT Project Transfers	-	-	-

## Sources and Uses

<b>Agency:</b>	<b>Arizona Department of Housing</b>
----------------	--------------------------------------

<b>Fund:</b>	<b>HD3808 Military Transitional Housing Fund</b>
--------------	--

Proposed Fund Transfer	-	-	-
Residual Equity Transfer	-	-	-
Transfer Due to Fund Balance Cap	-	-	-
Prior Committed or Obligated Expenditures (no entry for AY)	-	-	-
Non-Appropriated 27th Pay Roll	-	-	-
<b>Appropriated Expenditure Total:</b>	-	-	-
<b>Appropriated FTE</b>	-	-	-

<b>Non-Appropriated Expenditure</b>
-------------------------------------

	FY 2024 Actuals	FY 2025 Estimate	FY 2026 Request
<b>Expenditure Categories</b>			
Personal Services	-	-	-
Employee Related Expenditures	-	-	-
Professional & Outside Services	-	-	-
Travel In-State	-	-	-
Travel Out-Of-State	-	-	-
Food	-	-	-
Aid To Organizations & Individuals	-	-	-
Other Operating Expenditures	-	-	-
Equipment	-	-	-
Capital Outlay	-	-	-
Capital Equipment	-	-	-
Non-Capital Equipment	-	-	-
Debt Service	-	-	-
Cost Allocation & Indirect Costs	-	-	-
Transfers-Out	-	-	-
<b>Non-Appropriated Expenditure Sub-Total:</b>	-	-	-
Non-Lapsing Authority from Prior Years	-	-	-
Administrative Adjustments	-	-	-
Capital Projects (Land, Bldgs, Improv)	-	-	-
Appropriated 27th Pay Roll	-	-	-
Legislative Fund Transfers	-	-	-
IT Project Transfers	-	-	-
Proposed Fund Transfer	-	-	-
Residual Equity Transfer	-	-	-
Transfer Due to Fund Balance Cap	-	-	-
Prior Committed or Obligated Expenditures (no entry for AY)	-	-	-

## Sources and Uses

**Agency:** Arizona Department of Housing

**Fund:** HD3808 Military Transitional Housing Fund

Non-Appropriated 27th Pay Roll	-	-	-
<b>Non-Appropriated Expenditure Total:</b>	-	-	-
<b>Non-Appropriated FTE</b>	-	-	-

## Sources and Uses

**Agency:** Arizona Department of Housing

**Fund:** HD3888 Housing Shelter and Services Fund

Revenues are received from legislative appropriations and investment earnings and used for award grants pursuant to counties, cities, towns, Indian tribes, and nonprofit organizations for programs that provide shelter and services to unsheltered persons who are experiencing homelessness.

<b>Cash Flow Summary</b>	<b>FY 2024 Actuals</b>	<b>FY 2025 Estimate</b>	<b>FY 2026 Request</b>
Beginning Balance	-	34,947.7	34,947.7
Revenue (from Revenue Schedule)	40,000.0	-	-
<b>Total Available</b>	<b>40,000.0</b>	<b>34,947.7</b>	<b>34,947.7</b>
Total Appropriated Disbursements	0.0	-	-
Total Non-Appropriated Disbursements	5,052.3	-	-
Balance Forward to Next Year	34,947.7	34,947.7	34,947.7

Explanation for Negative Ending Balance(s): Arizona Department of Housing

<b>Appropriated Expenditure</b>	<b>FY 2024 Actuals</b>	<b>FY 2025 Estimate</b>	<b>FY 2026 Request</b>
<b>Expenditure Categories</b>			
Personal Services	0.0	-	-
Employee Related Expenditures	-	-	-
Professional & Outside Services	-	-	-
Travel In-State	-	-	-
Travel Out-Of-State	-	-	-
Food	-	-	-
Aid To Organizations & Individuals	-	-	-
Other Operating Expenditures	-	-	-
Equipment	-	-	-
Capital Outlay	-	-	-
Capital Equipment	-	-	-
Non-Capital Equipment	-	-	-
Debt Service	-	-	-
Cost Allocation & Indirect Costs	-	-	-
Transfers-Out	-	-	-
<b>Appropriated Expenditure Sub-Total:</b>	<b>0.0</b>	<b>-</b>	<b>-</b>
Non-Lapsing Authority from Prior Years	-	-	-
Administrative Adjustments	-	-	-
Capital Projects (Land, Bldgs, Improv)	-	-	-
Appropriated 27th Pay Roll	-	-	-
Legislative Fund Transfers	-	-	-
IT Project Transfers	-	-	-

## Sources and Uses

<b>Agency:</b>	<b>Arizona Department of Housing</b>
----------------	--------------------------------------

<b>Fund:</b>	<b>HD3888 Housing Shelter and Services Fund</b>
--------------	---

Proposed Fund Transfer	-	-	-
Residual Equity Transfer	-	-	-
Transfer Due to Fund Balance Cap	-	-	-
Prior Committed or Obligated Expenditures (no entry for AY)	-	-	-
Non-Appropriated 27th Pay Roll	-	-	-
<b>Appropriated Expenditure Total:</b>	<b>0.0</b>	-	-
<b>Appropriated FTE</b>	-	-	-

<b>Non-Appropriated Expenditure</b>
-------------------------------------

	FY 2024 Actuals	FY 2025 Estimate	FY 2026 Request
<b>Expenditure Categories</b>			
Personal Services	-	-	-
Employee Related Expenditures	-	-	-
Professional & Outside Services	-	-	-
Travel In-State	-	-	-
Travel Out-Of-State	-	-	-
Food	-	-	-
Aid To Organizations & Individuals	5,052.3	-	-
Other Operating Expenditures	-	-	-
Equipment	-	-	-
Capital Outlay	-	-	-
Capital Equipment	-	-	-
Non-Capital Equipment	-	-	-
Debt Service	-	-	-
Cost Allocation & Indirect Costs	-	-	-
Transfers-Out	-	-	-
<b>Non-Appropriated Expenditure Sub-Total:</b>	<b>5,052.3</b>	-	-
Non-Lapsing Authority from Prior Years	-	-	-
Administrative Adjustments	-	-	-
Capital Projects (Land, Bldgs, Improv)	-	-	-
Appropriated 27th Pay Roll	-	-	-
Legislative Fund Transfers	-	-	-
IT Project Transfers	-	-	-
Proposed Fund Transfer	-	-	-
Residual Equity Transfer	-	-	-
Transfer Due to Fund Balance Cap	-	-	-
Prior Committed or Obligated Expenditures (no entry for AY)	-	-	-

## Sources and Uses

**Agency:** Arizona Department of Housing

**Fund:** HD3888 Housing Shelter and Services Fund

Non-Appropriated 27th Pay Roll	-	-	-
<b>Non-Appropriated Expenditure Total:</b>	5,052.3	-	-
<b>Non-Appropriated FTE</b>	-	-	-

## Sources and Uses

<b>Agency:</b>	<b>Arizona Department of Housing</b>
----------------	--------------------------------------

<b>Fund:</b>	<b>HD8610 Home ARPA Fund</b>
--------------	------------------------------

The HOME Investment Partnerships American Rescue Plan Program (HOME-ARP) provides funding to HOME Participating Jurisdictions to reduce homelessness and increase housing stability across the country.

<b>Cash Flow Summary</b>
--------------------------

	FY 2024 Actuals	FY 2025 Estimate	FY 2026 Request
Beginning Balance	0.9	1.1	0.1
Revenue (from Revenue Schedule)	5,261.1	5,261.1	5,261.1
<b>Total Available</b>	<b>5,262.0</b>	<b>5,262.2</b>	<b>5,261.2</b>
Total Appropriated Disbursements	-	-	-
Total Non-Appropriated Disbursements	5,260.9	5,262.1	5,262.1
Balance Forward to Next Year	1.1	0.1	(0.9)

Explanation for Negative Ending Balance(s):

Arizona Department of Housing

<b>Appropriated Expenditure</b>
---------------------------------

	FY 2024 Actuals	FY 2025 Estimate	FY 2026 Request
<b>Expenditure Categories</b>			
Personal Services	-	-	-
Employee Related Expenditures	-	-	-
Professional & Outside Services	-	-	-
Travel In-State	-	-	-
Travel Out-Of-State	-	-	-
Food	-	-	-
Aid To Organizations & Individuals	-	-	-
Other Operating Expenditures	-	-	-
Equipment	-	-	-
Capital Outlay	-	-	-
Capital Equipment	-	-	-
Non-Capital Equipment	-	-	-
Debt Service	-	-	-
Cost Allocation & Indirect Costs	-	-	-
Transfers-Out	-	-	-
<b>Appropriated Expenditure Sub-Total:</b>	-	-	-
Non-Lapsing Authority from Prior Years	-	-	-
Administrative Adjustments	-	-	-
Capital Projects (Land, Bldgs, Improv)	-	-	-
Appropriated 27th Pay Roll	-	-	-
Legislative Fund Transfers	-	-	-
IT Project Transfers	-	-	-



## Sources and Uses

<b>Agency:</b>	<b>Arizona Department of Housing</b>
----------------	--------------------------------------

<b>Fund:</b>	<b>HD8610 Home ARPA Fund</b>
--------------	------------------------------

Proposed Fund Transfer	-	-	-
Residual Equity Transfer	-	-	-
Transfer Due to Fund Balance Cap	-	-	-
Prior Committed or Obligated Expenditures (no entry for AY)	-	-	-
Non-Appropriated 27th Pay Roll	-	-	-
<b>Appropriated Expenditure Total:</b>	-	-	-
<b>Appropriated FTE</b>	-	-	-

<b>Non-Appropriated Expenditure</b>
-------------------------------------

	FY 2024 Actuals	FY 2025 Estimate	FY 2026 Request
<b>Expenditure Categories</b>			
Personal Services	-	-	-
Employee Related Expenditures	-	-	-
Professional & Outside Services	22.9	24.1	24.1
Travel In-State	-	-	-
Travel Out-Of-State	-	-	-
Food	-	-	-
Aid To Organizations & Individuals	5,238.0	5,238.0	5,238.0
Other Operating Expenditures	-	-	-
Equipment	-	-	-
Capital Outlay	-	-	-
Capital Equipment	-	-	-
Non-Capital Equipment	-	-	-
Debt Service	-	-	-
Cost Allocation & Indirect Costs	-	-	-
Transfers-Out	-	-	-
<b>Non-Appropriated Expenditure Sub-Total:</b>	<b>5,260.9</b>	<b>5,262.1</b>	<b>5,262.1</b>
Non-Lapsing Authority from Prior Years	-	-	-
Administrative Adjustments	-	-	-
Capital Projects (Land, Bldgs, Improv)	-	-	-
Appropriated 27th Pay Roll	-	-	-
Legislative Fund Transfers	-	-	-
IT Project Transfers	-	-	-
Proposed Fund Transfer	-	-	-
Residual Equity Transfer	-	-	-
Transfer Due to Fund Balance Cap	-	-	-
Prior Committed or Obligated Expenditures (no entry for AY)	-	-	-

## Sources and Uses

**Agency:** Arizona Department of Housing

**Fund:** HD8610 Home ARPA Fund

Non-Appropriated 27th Pay Roll	-	-	-
<b>Non-Appropriated Expenditure Total:</b>	5,260.9	5,262.1	5,262.1
<b>Non-Appropriated FTE</b>	-	-	-

## Sources and Uses

**Agency:** Arizona Department of Housing

**Fund:** HD9919 Housing Stability Counseling Fund

The Housing Stability Counseling Program provides grants to support housing counseling for households facing housing instability, such as eviction, default, foreclosure, loss of income or homelessness.

### Cash Flow Summary

	FY 2024 Actuals	FY 2025 Estimate	FY 2026 Request
Beginning Balance	34.6	56.1	209.6
Revenue (from Revenue Schedule)	343.8	167.1	-
<b>Total Available</b>	<b>378.4</b>	<b>223.2</b>	<b>209.6</b>
Total Appropriated Disbursements	-	-	-
Total Non-Appropriated Disbursements	322.3	13.6	13.6
Balance Forward to Next Year	56.1	209.6	196.0

Explanation for Negative Ending Balance(s):

Arizona Department of Housing

### Appropriated Expenditure

Expenditure Categories	FY 2024 Actuals	FY 2025 Estimate	FY 2026 Request
Personal Services	-	-	-
Employee Related Expenditures	-	-	-
Professional & Outside Services	-	-	-
Travel In-State	-	-	-
Travel Out-Of-State	-	-	-
Food	-	-	-
Aid To Organizations & Individuals	-	-	-
Other Operating Expenditures	-	-	-
Equipment	-	-	-
Capital Outlay	-	-	-
Capital Equipment	-	-	-
Non-Capital Equipment	-	-	-
Debt Service	-	-	-
Cost Allocation & Indirect Costs	-	-	-
Transfers-Out	-	-	-
<b>Appropriated Expenditure Sub-Total:</b>	<b>-</b>	<b>-</b>	<b>-</b>
Non-Lapsing Authority from Prior Years	-	-	-
Administrative Adjustments	-	-	-
Capital Projects (Land, Bldgs, Improv)	-	-	-
Appropriated 27th Pay Roll	-	-	-
Legislative Fund Transfers	-	-	-
IT Project Transfers	-	-	-

## Sources and Uses

<b>Agency:</b>	<b>Arizona Department of Housing</b>
----------------	--------------------------------------

<b>Fund:</b>	<b>HD9919 Housing Stability Counseling Fund</b>
--------------	---

Proposed Fund Transfer	-	-	-
Residual Equity Transfer	-	-	-
Transfer Due to Fund Balance Cap	-	-	-
Prior Committed or Obligated Expenditures (no entry for AY)	-	-	-
Non-Appropriated 27th Pay Roll	-	-	-
<b>Appropriated Expenditure Total:</b>	-	-	-
<b>Appropriated FTE</b>	-	-	-

<b>Non-Appropriated Expenditure</b>
-------------------------------------

	FY 2024 Actuals	FY 2025 Estimate	FY 2026 Request
<b>Expenditure Categories</b>			
Personal Services	7.2	9.4	9.4
Employee Related Expenditures	3.2	4.2	4.2
Professional & Outside Services	-	-	-
Travel In-State	-	-	-
Travel Out-Of-State	-	-	-
Food	-	-	-
Aid To Organizations & Individuals	311.9	-	-
Other Operating Expenditures	-	-	-
Equipment	-	-	-
Capital Outlay	-	-	-
Capital Equipment	-	-	-
Non-Capital Equipment	-	-	-
Debt Service	-	-	-
Cost Allocation & Indirect Costs	-	-	-
Transfers-Out	-	-	-
<b>Non-Appropriated Expenditure Sub-Total:</b>	<b>322.3</b>	<b>13.6</b>	<b>13.6</b>
Non-Lapsing Authority from Prior Years	-	-	-
Administrative Adjustments	-	-	-
Capital Projects (Land, Bldgs, Improv)	-	-	-
Appropriated 27th Pay Roll	-	-	-
Legislative Fund Transfers	-	-	-
IT Project Transfers	-	-	-
Proposed Fund Transfer	-	-	-
Residual Equity Transfer	-	-	-
Transfer Due to Fund Balance Cap	-	-	-
Prior Committed or Obligated Expenditures (no entry for AY)	-	-	-

## Sources and Uses

**Agency:** Arizona Department of Housing

**Fund:** HD9919 Housing Stability Counseling Fund

Non-Appropriated 27th Pay Roll	-	-	-
<b>Non-Appropriated Expenditure Total:</b>	322.3	13.6	13.6
<b>Non-Appropriated FTE</b>	-	-	-

## Funding Issue List

**Agency:** Arizona Department of Housing

FY 2026

Priority	Funding Issue Title	Total FTE	Total Amount	General Fund	Other Appropriated Funds	Non- Appropriated Funds
1	Addressing the Need for Affordable Rental Housing	-	25,000.0	25,000.0	-	-
2	Addressing Homeownership Opportunities	-	5,000.0	5,000.0	-	-
3	Addressing Quick Occupancy Solutions	-	10,000.0	10,000.0	-	-
<b>Total:</b>		-	<b>40,000.0</b>	<b>40,000.0</b>	-	-

## Funding Issue Detail

**Agency:** Arizona Department of Housing

**Issue:** 1 Addressing the Need for Affordable Rental Housing

**Calculated ERE:**  
**Uniform Allowance:**

**Program:** Department of Housing  
**Fund:** AA1000 General Fund (Appropriated)

	<b>Expenditure Categories</b>	<b>FY 2026</b>
6800	Aid To Organizations & Individuals	25,000.0
<b>Program/Fund Total:</b>		<b>25,000.0</b>

**Issue:** 2 Addressing Homeownership Opportunities

**Calculated ERE:**  
**Uniform Allowance:**

**Program:** Department of Housing  
**Fund:** AA1000 General Fund (Appropriated)

	<b>Expenditure Categories</b>	<b>FY 2026</b>
6800	Aid To Organizations & Individuals	5,000.0
<b>Program/Fund Total:</b>		<b>5,000.0</b>

**Issue:** 3 Addressing Quick Occupancy Solutions

**Calculated ERE:**  
**Uniform Allowance:**

**Program:** Department of Housing  
**Fund:** AA1000 General Fund (Appropriated)

	<b>Expenditure Categories</b>	<b>FY 2026</b>
6800	Aid To Organizations & Individuals	10,000.0
<b>Program/Fund Total:</b>		<b>10,000.0</b>

## Funding Issue Narrative

**Agency:** Arizona Department of Housing

**Issue:** 1 Addressing the Need for Affordable Rental Housing

**Description of Issue:** ADOH respectfully requests an ongoing deposit to the state Housing Trust Fund (HTF). The proposed amount for FY26 will produce approximately 2,000 affordable homes under the 4% LIHTC program.

ADOH respectfully requests a one-time allocation of \$5 million to provide needed gap financing to offset a reduction in the amount of tax credits awarded per project under the 9% LIHTC program when the new FY26 Qualified Allocation Plan guiding the Department's LIHTC program goes into effect.

**Proposal:** To address our state's housing crisis, we must create, preserve, and invest in more housing opportunities to keep Arizonans stably housed. By securing an ongoing investment into the state Housing Trust Fund, we can produce more affordable housing under the 4% LIHTC program by providing gap financing to make these developments financially viable. Our current annual production yield is 2,000 units under the 4% credit, on average, and 1,000 units under the 9% credit, on average. Therefore, with this increased sustainable investment, we can produce 5,000 affordable homes, on average, annually. Low-income housing financing resources have become even more crucial and in demand. The 9% and 4% LIHTC programs are complementary tools for affordable housing development in Arizona and can be utilized to bring units to market quickly and efficiently. In fact, even the 4% low-income housing tax credit (LIHTC), once an underused resource, is now seeing a surge in demand. In our 2023 9% Round, the Department received 36 applications and was only able to fund 10 awards. We anticipate this oversubscription to continue in 2024, and to be an ongoing issue. With the Department creating a path forward through its Qualified Allocation Plan to quickly steward the construction of larger multifamily projects, this resource similar to our competitive 9% credit faces the possibility of being oversubscribed as volume cap becomes more scarce.

Additionally, continued market conditions, including construction interest, and continued inflation with respect to construction materials and trade delays, require a financial offset. The tightening of financial resources and the ability of the Department to provide its resources statewide, in some cases may result in lessening the total amount of resources available to one project or one developer. Additional resources will loosen this rigidity.

**Alternatives Considered:** The Department will continue to steward the federal and state resources entrusted to us to achieve similar outcomes to what is proposed above. If the above budget proposal is approved, we'll have greater success and better meet the Department's strategic goals and how they achieve the Governor's affordable housing priorities. With the utilization of federal funding first as a source, and reduction of some of those resources, the cost to do business is great, requiring stakeholders to have five (5) to ten (10) capital resources to complete a single project. The federal sources exhaust first and without dedicated state resources, this leaves a tremendous financial gap and projects and efforts often stall.

**Impact of Not Funding This Year:**

**Statutory Reference:**

**Equipment to be Purchased (if applicable):**

**Classification of New Positions:**

**Annualization(s):**

**Alignment with Agency's Strategic Plan or Statutory Responsibilities:**

**Impact on Historically Underserved, Marginalized, or Adversely Affected Groups:**

A state investment in creating more affordable rental opportunities will have a profound impact on historically underserved populations. These individuals and families often face significant challenges in accessing stable and affordable housing. Benefits of more affordable rental housing in our state include: economic stability; increased job opportunities, and a stimulation in the local economy.

**How has feedback been incorporated from groups directly impacted by proposal?:**

When ADOH received the historic housing investment, we hosted over ten stakeholder sessions reaching over 400 individuals, to ensure diverse community input from our housing stakeholders, including individuals directly impacted by the proposed budget submission. We'll continue to use those sessions to inform future funding opportunities and remain a highly-accessible Department to any constituent or constituency group on how the Department can better serve Arizonans in need of safe, affordable housing.



## Funding Issue Narrative

**Agency:** Arizona Department of Housing

**Issue:** 1 Addressing the Need for Affordable Rental Housing

**Description of how this furthers the Governor's priorities:**

This funding request furthers the Administration's goal of producing the housing affordability Arizona needs, which includes the creation and preservation of affordable housing. More affordable housing will also help address the per capita rate of homelessness in Arizona by providing more opportunities for successful and sustained exits from shelter environments. Production of affordable housing is also an economic driver, strengthening job opportunities and tax revenues, which serve the Administration's priority of an affordable and thriving economy.

Through this proposal, the Department is best equipped to meet the Administration's affordable housing production priorities.

**Issue:** 2 Addressing Homeownership Opportunities

**Description of Issue:**

Launched earlier this year, the Arizona is Home mortgage assistance program was funded by a combination of \$10M in state Housing Trust Funds and a one-time investment of \$3 million in American Rescue Plan Act State and Local Fiscal Recovery Funds. As state Housing Trust Funds can only assist those making 80% AMI or less, this General Fund request would allow the program to continue to serve middle-income households. Arizona is Home will continue to offer a combination of down payment assistance and reduced mortgage interest rates and housing counseling.

**Proposal:**

ADOH respectfully requests a one-time deposit from the state General Fund to bolster the 'Arizona is Home' mortgage assistance program, providing resources to reach an additional 300 middle income families statewide pursuing the dream of first-time homeownership.

**Alternatives Considered:**

The Department will continue to steward the federal and state resources entrusted to us to achieve similar outcomes to what is proposed above. With the funds dedicated to the Arizona is Home program quickly dwindling due to the incredible demand, a general fund appropriation to this program will ensure that the Arizona Department of Housing continues to address the full housing continuum, from addressing our unsheltered population to ensuring Arizonans realize the American Dream of homeownership. Arizona is Home is the only affordable homeownership offering that ADOH administers, and it was created in response to stakeholder feedback received, and widely validated by the ensuing program demand.

**Impact of Not Funding This Year:**

**Statutory Reference:**

**Equipment to be Purchased (if applicable):**

**Classification of New Positions:**

**Annualization(s):**

**Alignment with Agency's Strategic Plan or Statutory Responsibilities:**

**Impact on Historically Underserved, Marginalized, or Adversely Affected Groups:**

A state general fund investment in creating homeownership opportunities ensures Arizonans have economic stability and improved financial stability. Benefits of the general fund continuation of the Arizona is Home program include: educational stability for children; increased civic engagement; and improved health and well-being.

**How has feedback been incorporated from groups directly impacted by proposal?:**

When ADOH received the historic housing investment, we hosted over ten stakeholder sessions reaching over 400 individuals, to ensure diverse community input from our housing stakeholders, including individuals directly impacted by the proposed budget submission. We'll continue to use those sessions to inform future funding opportunities and remain a highly-accessible Department to any constituent or constituency group on how the Department can better serve Arizonans in need of safe, affordable housing.

## Funding Issue Narrative

**Agency:** Arizona Department of Housing

**Issue:** 2 Addressing Homeownership Opportunities

**Description of how this furthers the Governor's priorities:** This funding request furthers the Administration's goal of producing the housing affordability Arizona needs, which includes the creation and preservation of affordable housing, which includes expanding opportunities for middle income first-time homebuyers.

Through this proposal, the Department is best equipped to meet the Administration's goals of building an Arizona for everyone, by providing home affordability, stimulating the housing market, and supporting local communities through property taxes and community investments.

**Issue:** 3 Addressing Quick Occupancy Solutions

**Description of Issue:** To address our state's housing crisis, we must create more housing opportunities, as well as provide the necessary supports to keep Arizonans stably housed. While producing housing that Arizonans can afford may be the ultimate solution, we must ensure that populations with more significant barriers, including unsheltered Arizonans, receive services and shelter to meet their immediate needs. When ADOH stewarded the Homeless Shelter and Services Fund deposit of \$20M in FY23, our grantees were able to provide shelter and support to 5,798 (unduplicated) through assistance, transitional housing, or new shelter bed creation. That impact increases through the rotation and availability of beds, housing, and help. For FY26, the Department respectfully requests a one-time amount of \$10M to ensure the efficacy of these funds and to sustain measurable results in our unhoused population. Included In the \$10 million request would be a carve-out of \$1 million dollars to support reporting, evaluation, and data analytics capacity to enhance the Departments oversight function. The demand for both FY23 and FY24 funding opportunities for HSSF yielded a significant oversubscription of applicants versus available funds. For every 3 applications, only 1 was successful, and so we anticipate a similar level of competition. With this resource, local service providers, units of government, and non profits were able to catapult stagnant efforts to create quick occupancy solutions for their communities, and the State at large.

**Proposal:** ADOH respectfully requests a one-time deposit to the Homeless Shelter Services Fund (HSSF) to continue statewide efforts to rehouse and shelter more Arizonans.

**Alternatives Considered:** The Department will continue to steward the federal and state resources entrusted to us to achieve similar outcomes to what is proposed above. If the above budget proposal is approved, we'll have greater success and better meet the Department's strategic goals and how they achieve the Administration's re-housing and sheltering housing insecurity priorities.

**Impact of Not Funding This Year:**

**Statutory Reference:**

**Equipment to be Purchased (if applicable):**

**Classification of New Positions:**

**Annualization(s):**

**Alignment with Agency's Strategic Plan or Statutory Responsibilities:**

**Impact on Historically Underserved, Marginalized, or Adversely Affected Groups:** Through a state investment in addressing housing insecurity, this Administration is funding quick occupancy housing solutions that enable individuals to escape the harsh realities of living on the streets. Additionally, this fund can support programs that provide mental health counseling, substance abuse treatment, and other necessary programs that help address the underlying issues that contribute to homelessness.

**How has feedback been incorporated from groups directly impacted by proposal?:** When ADOH received the historic housing investment, we hosted over ten stakeholder sessions reaching over 400 individuals, to ensure diverse community input from our housing stakeholders, including individuals directly impacted by the proposed budget submission. We'll continue to use those sessions to inform future funding opportunities and remain a highly-accessible Department to any constituent or constituency group on how the Department can better serve Arizonans in need of safe, affordable housing.

## Funding Issue Narrative

**Agency:** Arizona Department of Housing

**Issue:** 3 Addressing Quick Occupancy Solutions

**Description of how this furthers the Governor's priorities:** This funding request furthers the Administration's goal of rehousing and sheltering more Arizonans, which include strategies to reduce the overall and unsheltered rates of homelessness statewide.

## Summary of Expenditure and Budget Request for All Funds

**Agency:** Arizona Department of Housing

<b>Appropriated Funds</b>	<b>FY 2024 Actuals</b>	<b>FY 2025 Expenditure Plan</b>	<b>FY 2026 Funding Issue</b>	<b>FY 2026 Total Request</b>
<b>Program:</b>				
HDA-1-0 Department of Housing	197,271.1	15,388.8	40,000.0	55,388.8
<b>Appropriated Funds Total:</b>	<b>197,271.1</b>	<b>15,388.8</b>	<b>40,000.0</b>	<b>55,388.8</b>
<b>Expenditure Categories</b>				
FTE	-	3.0	-	3.0
Personal Services	234.1	309.3	-	309.3
Employee Related Expenditures	88.8	69.1	-	69.1
<b>Subtotal Personal Services and ERE</b>	<b>323.0</b>	<b>378.4</b>	<b>-</b>	<b>378.4</b>
Professional & Outside Services	6.3	-	-	-
Travel In-State	5.3	-	-	-
Travel Out-Of-State	-	-	-	-
Aid To Organizations & Individuals	196,900.0	15,000.0	40,000.0	55,000.0
Other Operating Expenditures	32.7	10.4	-	10.4
Capital Equipment	-	-	-	-
Non-Capital Equipment	3.9	-	-	-
<b>Expenditure Categories Total:</b>	<b>197,271.1</b>	<b>15,388.8</b>	<b>40,000.0</b>	<b>55,388.8</b>

## Summary of Expenditure and Budget Request for All Funds

**Agency:** **Arizona Department of Housing**

<b>Non-Appropriated</b>	<b>FY 2024 Actuals</b>	<b>FY 2025 Expenditure Plan</b>	<b>FY 2026 Funding Issue</b>	<b>FY 2026 Total Request</b>
<b>Program:</b>				
HDA-1-0 Department of Housing	271,367.9	232,901.4	-	232,901.4
<b>Non-Appropriated Total:</b>	<b>271,367.9</b>	<b>232,901.4</b>	-	<b>232,901.4</b>
<b>Expenditure Categories</b>				
FTE	88.0	100.0	-	100.0
Personal Services	2,233.5	7,613.3	-	7,613.3
Employee Related Expenditures	2,287.8	2,907.7	-	2,907.7
<b>Subtotal Personal Services and ERE</b>	<b>4,521.3</b>	<b>10,521.0</b>	-	<b>10,521.0</b>
Professional & Outside Services	2,752.0	1,299.5	-	1,299.5
Travel In-State	165.9	213.9	-	213.9
Travel Out-Of-State	39.9	50.5	-	50.5
Aid To Organizations & Individuals	258,607.3	218,794.5	-	218,794.5
Other Operating Expenditures	2,570.5	1,873.0	-	1,873.0
Capital Equipment	126.9	-	-	-
Non-Capital Equipment	2,584.1	149.0	-	149.0
<b>Expenditure Categories Total:</b>	<b>271,367.9</b>	<b>232,901.4</b>	-	<b>232,901.4</b>
<b>Arizona Department of Housing Total for All Funds:</b>	<b>468,639.0</b>	<b>248,290.2</b>	<b>40,000.0</b>	<b>288,290.2</b>

<b>Appropriated and Non-Appropriated</b>	<b>FY 2024 Actuals</b>	<b>FY 2025 Expenditure Plan</b>	<b>FY 2025 Funding Issue</b>	<b>FY 2026 Total Request</b>
HDA-1-0 Department of Housing	468,639.0	248,290.2	40,000.0	288,290.2
<b>Arizona Department of Housing Total for All Funds:</b>	<b>468,639.0</b>	<b>248,290.2</b>	<b>40,000.0</b>	<b>288,290.2</b>

## Summary of Expenditure and Budget Request for Selected Funds

<b>Agency:</b>	<b>Arizona Department of Housing</b>
----------------	--------------------------------------

<b>Fund:</b>	<b>AA1000 General Fund (Appropriated)</b>
--------------	---

	FY 2024 Actuals	FY 2025 Expenditure Plan	FY 2026 Funding Issue	FY 2026 Total Request
<b>Program:</b>				
HDA-1-0 Department of Housing	196,900.0	15,000.0	40,000.0	55,000.0
<b>General Fund (Appropriated) Summary Total:</b>	<b>196,900.0</b>	<b>15,000.0</b>	<b>40,000.0</b>	<b>55,000.0</b>
<b>Expenditure Categories</b>				
FTE	-	-	-	-
Personal Services	-	-	-	-
Employee Related Expenditures	-	-	-	-
<b>Subtotal Personal Services and ERE</b>	<b>-</b>	<b>-</b>	<b>-</b>	<b>-</b>
Professional & Outside Services	-	-	-	-
Travel In-State	-	-	-	-
Travel Out-Of-State	-	-	-	-
Aid To Organizations & Individuals	196,900.0	15,000.0	40,000.0	55,000.0
Other Operating Expenditures	-	-	-	-
Capital Equipment	-	-	-	-
Non-Capital Equipment	-	-	-	-
<b>Expenditure Categories Total:</b>	<b>196,900.0</b>	<b>15,000.0</b>	<b>40,000.0</b>	<b>55,000.0</b>

## Summary of Expenditure and Budget Request for Selected Funds

<b>Agency:</b>	<b>Arizona Department of Housing</b>
----------------	--------------------------------------

<b>Fund:</b>	<b>HD1410 Home Investment Partnership Act Fund (Non-Appropriated)</b>
--------------	---

	FY 2024 Actuals	FY 2025 Expenditure Plan	FY 2026 Funding Issue	FY 2026 Total Request
<b>Program:</b>				
HDA-1-0 Department of Housing	14,640.6	14,839.4	-	14,839.4
<b>Home Investment Partnership Act Fund (Non-Appropriated) Summary Total:</b>	<b>14,640.6</b>	<b>14,839.4</b>	-	<b>14,839.4</b>
<b>Expenditure Categories</b>				
FTE	5.4	7.0	-	7.0
Personal Services	462.9	601.7	-	601.7
Employee Related Expenditures	179.1	232.8	-	232.8
<b>Subtotal Personal Services and ERE</b>	<b>641.9</b>	<b>834.5</b>	-	<b>834.5</b>
Professional & Outside Services	5.6	5.9	-	5.9
Travel In-State	8.4	10.9	-	10.9
Travel Out-Of-State	-	-	-	-
Aid To Organizations & Individuals	13,912.3	13,912.3	-	13,912.3
Other Operating Expenditures	68.6	72.0	-	72.0
Capital Equipment	-	-	-	-
Non-Capital Equipment	3.7	3.8	-	3.8
<b>Expenditure Categories Total:</b>	<b>14,640.6</b>	<b>14,839.4</b>	-	<b>14,839.4</b>

## Summary of Expenditure and Budget Request for Selected Funds

<b>Agency:</b>	<b>Arizona Department of Housing</b>
----------------	--------------------------------------

<b>Fund:</b>	<b>HD2000 Federal Grants Fund (Non-Appropriated)</b>
--------------	--

	FY 2024 Actuals	FY 2025 Expenditure Plan	FY 2026 Funding Issue	FY 2026 Total Request
<b>Program:</b>				
HDA-1-0 Department of Housing	105,061.6	105,495.9	-	105,495.9
<b>Federal Grants Fund (Non-Appropriated)</b>	<b>105,061.6</b>	<b>105,495.9</b>	-	<b>105,495.9</b>
<b>Summary Total:</b>	<b>105,061.6</b>	<b>105,495.9</b>	-	<b>105,495.9</b>
<b>Expenditure Categories</b>				
FTE	10.3	17.3	-	17.3
Personal Services	1,072.3	1,394.0	-	1,394.0
Employee Related Expenditures	416.8	541.8	-	541.8
<b>Subtotal Personal Services and ERE</b>	<b>1,489.0</b>	<b>1,935.8</b>	-	<b>1,935.8</b>
Professional & Outside Services	129.2	78.5	-	78.5
Travel In-State	36.0	45.6	-	45.6
Travel Out-Of-State	6.4	7.0	-	7.0
Aid To Organizations & Individuals	103,074.5	103,098.5	-	103,098.5
Other Operating Expenditures	310.4	314.0	-	314.0
Capital Equipment	-	-	-	-
Non-Capital Equipment	16.0	16.5	-	16.5
<b>Expenditure Categories Total:</b>	<b>105,061.6</b>	<b>105,495.9</b>	-	<b>105,495.9</b>



## Summary of Expenditure and Budget Request for Selected Funds

<b>Agency:</b>	<b>Arizona Department of Housing</b>
----------------	--------------------------------------

<b>Fund:</b>	<b>HD2159 DPS-FBI Fingerprint Fund (Non-Appropriated)</b>
--------------	---

	FY 2024 Actuals	FY 2025 Expenditure Plan	FY 2026 Funding Issue	FY 2026 Total Request
<b>Program:</b>				
HDA-1-0 Department of Housing	6.5	6.8	-	6.8
<b>DPS-FBI Fingerprint Fund (Non-Appropriated)</b>	<b>6.5</b>	<b>6.8</b>	<b>-</b>	<b>6.8</b>
<b>Summary Total:</b>	<b>6.5</b>	<b>6.8</b>	<b>-</b>	<b>6.8</b>
<b>Expenditure Categories</b>				
FTE	-	-	-	-
Personal Services	-	-	-	-
Employee Related Expenditures	-	-	-	-
<b>Subtotal Personal Services and ERE</b>	<b>-</b>	<b>-</b>	<b>-</b>	<b>-</b>
Professional & Outside Services	-	-	-	-
Travel In-State	-	-	-	-
Travel Out-Of-State	-	-	-	-
Aid To Organizations & Individuals	-	-	-	-
Other Operating Expenditures	6.5	6.8	-	6.8
Capital Equipment	-	-	-	-
Non-Capital Equipment	-	-	-	-
<b>Expenditure Categories Total:</b>	<b>6.5</b>	<b>6.8</b>	<b>-</b>	<b>6.8</b>

## Summary of Expenditure and Budget Request for Selected Funds

<b>Agency:</b>	<b>Arizona Department of Housing</b>
----------------	--------------------------------------

<b>Fund:</b>	<b>HD2200 Arizona Department of Housing Program Fund (Non-Appropriated)</b>
--------------	---

	FY 2024 Actuals	FY 2025 Expenditure Plan	FY 2026 Funding Issue	FY 2026 Total Request
<b>Program:</b>				
HDA-1-0 Department of Housing	7,166.9	12,640.6	-	12,640.6
<b>Arizona Department of Housing Program Fund (Non-Appropriated) Summary Total:</b>	<b>7,166.9</b>	<b>12,640.6</b>	-	<b>12,640.6</b>
<b>Expenditure Categories</b>				
FTE	64.7	73.0	-	73.0
Personal Services	415.5	5,401.9	-	5,401.9
Employee Related Expenditures	1,572.0	2,043.6	-	2,043.6
<b>Subtotal Personal Services and ERE</b>	<b>1,987.5</b>	<b>7,445.5</b>	-	<b>7,445.5</b>
Professional & Outside Services	996.9	1,046.7	-	1,046.7
Travel In-State	114.6	149.0	-	149.0
Travel Out-Of-State	33.5	43.5	-	43.5
Aid To Organizations & Individuals	2,856.9	2,856.9	-	2,856.9
Other Operating Expenditures	968.5	1,016.9	-	1,016.9
Capital Equipment	126.9	-	-	-
Non-Capital Equipment	82.1	82.1	-	82.1
<b>Expenditure Categories Total:</b>	<b>7,166.9</b>	<b>12,640.6</b>	-	<b>12,640.6</b>

## Summary of Expenditure and Budget Request for Selected Funds

**Agency:** Arizona Department of Housing

**Fund:** HD2235 Housing Trust Fund (Appropriated)

	FY 2024 Actuals	FY 2025 Expenditure Plan	FY 2026 Funding Issue	FY 2026 Total Request
<b>Program:</b>				
HDA-1-0 Department of Housing	371.1	388.8	-	388.8
<b>Housing Trust Fund (Appropriated) Summary Total:</b>	<b>371.1</b>	<b>388.8</b>	-	<b>388.8</b>
<b>Expenditure Categories</b>				
FTE	-	3.0	-	3.0
Personal Services	234.1	309.3	-	309.3
Employee Related Expenditures	88.8	69.1	-	69.1
<b>Subtotal Personal Services and ERE</b>	<b>323.0</b>	<b>378.4</b>	-	<b>378.4</b>
Professional & Outside Services	6.3	-	-	-
Travel In-State	5.3	-	-	-
Travel Out-Of-State	-	-	-	-
Aid To Organizations & Individuals	-	-	-	-
Other Operating Expenditures	32.7	10.4	-	10.4
Capital Equipment	-	-	-	-
Non-Capital Equipment	3.9	-	-	-
<b>Expenditure Categories Total:</b>	<b>371.1</b>	<b>388.8</b>	-	<b>388.8</b>

## Summary of Expenditure and Budget Request for Selected Funds

<b>Agency:</b>	<b>Arizona Department of Housing</b>
----------------	--------------------------------------

<b>Fund:</b>	<b>HD2235 Housing Trust Fund (Non-Appropriated)</b>
--------------	---

	FY 2024 Actuals	FY 2025 Expenditure Plan	FY 2026 Funding Issue	FY 2026 Total Request
<b>Program:</b>				
HDA-1-0 Department of Housing	47,355.6	47,356.0	-	47,356.0
<b>Housing Trust Fund (Non-Appropriated)</b>	<b>47,355.6</b>	<b>47,356.0</b>	-	<b>47,356.0</b>
<b>Summary Total:</b>	<b>47,355.6</b>	<b>47,356.0</b>	-	<b>47,356.0</b>
<b>Expenditure Categories</b>				
FTE	3.0	-	-	-
Personal Services	-	-	-	-
Employee Related Expenditures	-	-	-	-
<b>Subtotal Personal Services and ERE</b>	<b>-</b>	<b>-</b>	<b>-</b>	<b>-</b>
Professional & Outside Services	7.6	8.0	-	8.0
Travel In-State	-	-	-	-
Travel Out-Of-State	-	-	-	-
Aid To Organizations & Individuals	47,303.5	47,303.5	-	47,303.5
Other Operating Expenditures	-	-	-	-
Capital Equipment	-	-	-	-
Non-Capital Equipment	44.5	44.5	-	44.5
<b>Expenditure Categories Total:</b>	<b>47,355.6</b>	<b>47,356.0</b>	-	<b>47,356.0</b>

## Summary of Expenditure and Budget Request for Selected Funds

**Agency:** Arizona Department of Housing

**Fund:** HD2237 Mobile Home Relocation Fund (Non-Appropriated)

		FY 2024 Actuals	FY 2025 Expenditure Plan	FY 2026 Funding Issue	FY 2026 Total Request
<b>Program:</b>					
HDA-1-0	Department of Housing	500.1	509.5	-	509.5
	<b>Mobile Home Relocation Fund (Non-Appropriated) Summary Total:</b>	<b>500.1</b>	<b>509.5</b>	<b>-</b>	<b>509.5</b>
<b>Expenditure Categories</b>					
	FTE	1.1	0.4	-	0.4
	Personal Services	9.4	12.3	-	12.3
	Employee Related Expenditures	4.8	9.1	-	9.1
	<b>Subtotal Personal Services and ERE</b>	<b>14.3</b>	<b>21.4</b>	<b>-</b>	<b>21.4</b>
	Professional & Outside Services	0.1	0.1	-	0.1
	Travel In-State	6.5	8.4	-	8.4
	Travel Out-Of-State	-	-	-	-
	Aid To Organizations & Individuals	473.4	473.4	-	473.4
	Other Operating Expenditures	5.4	5.7	-	5.7
	Capital Equipment	-	-	-	-
	Non-Capital Equipment	0.5	0.5	-	0.5
	<b>Expenditure Categories Total:</b>	<b>500.1</b>	<b>509.5</b>	<b>-</b>	<b>509.5</b>

## Summary of Expenditure and Budget Request for Selected Funds

<b>Agency:</b>	<b>Arizona Department of Housing</b>
----------------	--------------------------------------

<b>Fund:</b>	<b>HD2500 IGA and ISA Fund (Non-Appropriated)</b>
--------------	---

	FY 2024 Actuals	FY 2025 Expenditure Plan	FY 2026 Funding Issue	FY 2026 Total Request
<b>Program:</b>				
HDA-1-0 Department of Housing	6,023.0	6,023.1	-	6,023.1
<b>IGA and ISA Fund (Non-Appropriated) Summary Total:</b>	<b>6,023.0</b>	<b>6,023.1</b>	-	<b>6,023.1</b>
<b>Expenditure Categories</b>				
FTE	1.2	2.0	-	2.0
Personal Services	132.8	132.8	-	132.8
Employee Related Expenditures	52.5	52.5	-	52.5
<b>Subtotal Personal Services and ERE</b>	<b>185.3</b>	<b>185.3</b>	-	<b>185.3</b>
Professional & Outside Services	-	-	-	-
Travel In-State	-	-	-	-
Travel Out-Of-State	-	-	-	-
Aid To Organizations & Individuals	5,816.0	5,816.0	-	5,816.0
Other Operating Expenditures	21.8	21.8	-	21.8
Capital Equipment	-	-	-	-
Non-Capital Equipment	-	-	-	-
<b>Expenditure Categories Total:</b>	<b>6,023.0</b>	<b>6,023.1</b>	-	<b>6,023.1</b>

## Summary of Expenditure and Budget Request for Selected Funds

<b>Agency:</b>	<b>Arizona Department of Housing</b>
----------------	--------------------------------------

<b>Fund:</b>	<b>HD2976 CDBG-CV CARES Act Fund (Non-Appropriated)</b>
--------------	---

	FY 2024 Actuals	FY 2025 Expenditure Plan	FY 2026 Funding Issue	FY 2026 Total Request
<b>Program:</b>				
HDA-1-0 Department of Housing	3,299.9	1,963.2	-	1,963.2
<b>CDBG-CV CARES Act Fund (Non-Appropriated)</b>	<b>3,299.9</b>	<b>1,963.2</b>	-	<b>1,963.2</b>
<b>Summary Total:</b>	<b>3,299.9</b>	<b>1,963.2</b>	-	<b>1,963.2</b>
<b>Expenditure Categories</b>				
FTE	-	-	-	-
Personal Services	3.1	4.0	-	4.0
Employee Related Expenditures	1.0	1.3	-	1.3
<b>Subtotal Personal Services and ERE</b>	<b>4.1</b>	<b>5.3</b>	-	<b>5.3</b>
Professional & Outside Services	-	-	-	-
Travel In-State	0.0	-	-	-
Travel Out-Of-State	-	-	-	-
Aid To Organizations & Individuals	3,295.8	1,957.9	-	1,957.9
Other Operating Expenditures	-	-	-	-
Capital Equipment	-	-	-	-
Non-Capital Equipment	-	-	-	-
<b>Expenditure Categories Total:</b>	<b>3,299.9</b>	<b>1,963.2</b>	-	<b>1,963.2</b>

## Summary of Expenditure and Budget Request for Selected Funds

<b>Agency:</b>	<b>Arizona Department of Housing</b>
----------------	--------------------------------------

<b>Fund:</b>	<b>HD2985 Coronavirus State and Local Fiscal Recovery Fund (Non-Appropriated)</b>
--------------	---

	FY 2024 Actuals	FY 2025 Expenditure Plan	FY 2026 Funding Issue	FY 2026 Total Request
<b>Program:</b>				
HDA-1-0 Department of Housing	16,392.7	37,906.3	-	37,906.3
<b>Coronavirus State and Local Fiscal Recovery Fund (Non-Appropriated) Summary Total:</b>	<b>16,392.7</b>	<b>37,906.3</b>	-	<b>37,906.3</b>
<b>Expenditure Categories</b>				
FTE	-	-	-	-
Personal Services	-	-	-	-
Employee Related Expenditures	-	-	-	-
<b>Subtotal Personal Services and ERE</b>	<b>-</b>	<b>-</b>	<b>-</b>	<b>-</b>
Professional & Outside Services	-	-	-	-
Travel In-State	-	-	-	-
Travel Out-Of-State	-	-	-	-
Aid To Organizations & Individuals	16,392.7	37,906.3	-	37,906.3
Other Operating Expenditures	-	-	-	-
Capital Equipment	-	-	-	-
Non-Capital Equipment	-	-	-	-
<b>Expenditure Categories Total:</b>	<b>16,392.7</b>	<b>37,906.3</b>	-	<b>37,906.3</b>



## Summary of Expenditure and Budget Request for Selected Funds

<b>Agency:</b>	<b>Arizona Department of Housing</b>
----------------	--------------------------------------

<b>Fund:</b>	<b>HD2986 Homeowner Assistance Fund (Non-Appropriated)</b>
--------------	--

	FY 2024 Actuals	FY 2025 Expenditure Plan	FY 2026 Funding Issue	FY 2026 Total Request
<b>Program:</b>				
HDA-1-0 Department of Housing	59,937.8	530.1	-	530.1
<b>Homeowner Assistance Fund (Non-Appropriated) Summary Total:</b>	<b>59,937.8</b>	<b>530.1</b>	-	<b>530.1</b>
<b>Expenditure Categories</b>				
FTE	2.4	-	-	-
Personal Services	126.4	52.0	-	52.0
Employee Related Expenditures	56.8	20.3	-	20.3
<b>Subtotal Personal Services and ERE</b>	<b>183.2</b>	<b>72.3</b>	-	<b>72.3</b>
Professional & Outside Services	1,529.3	72.8	-	72.8
Travel In-State	0.3	-	-	-
Travel Out-Of-State	-	-	-	-
Aid To Organizations & Individuals	54,648.3	-	-	-
Other Operating Expenditures	1,141.1	385.0	-	385.0
Capital Equipment	-	-	-	-
Non-Capital Equipment	2,435.6	-	-	-
<b>Expenditure Categories Total:</b>	<b>59,937.8</b>	<b>530.1</b>	-	<b>530.1</b>

## Summary of Expenditure and Budget Request for Selected Funds

<b>Agency:</b>	<b>Arizona Department of Housing</b>
----------------	--------------------------------------

<b>Fund:</b>	<b>HD3090 Manufactured Housing Consumer Recovery Fund (Non-Appropriated)</b>
--------------	--

	FY 2024 Actuals	FY 2025 Expenditure Plan	FY 2026 Funding Issue	FY 2026 Total Request
<b>Program:</b>				
HDA-1-0 Department of Housing	47.5	49.9	-	49.9
<b>Manufactured Housing Consumer Recovery Fund (Non-Appropriated) Summary Total:</b>	<b>47.5</b>	<b>49.9</b>	-	<b>49.9</b>
<b>Expenditure Categories</b>				
FTE	-	-	-	-
Personal Services	-	-	-	-
Employee Related Expenditures	-	-	-	-
<b>Subtotal Personal Services and ERE</b>	<b>-</b>	<b>-</b>	<b>-</b>	<b>-</b>
Professional & Outside Services	-	-	-	-
Travel In-State	-	-	-	-
Travel Out-Of-State	-	-	-	-
Aid To Organizations & Individuals	-	-	-	-
Other Operating Expenditures	47.5	49.9	-	49.9
Capital Equipment	-	-	-	-
Non-Capital Equipment	-	-	-	-
<b>Expenditure Categories Total:</b>	<b>47.5</b>	<b>49.9</b>	-	<b>49.9</b>

## Summary of Expenditure and Budget Request for Selected Funds

**Agency:** Arizona Department of Housing

**Fund:** HD3202 Housing Choice Voucher Emergency Housing Fund (Non-Appropriated)

	FY 2024 Actuals	FY 2025 Expenditure Plan	FY 2026 Funding Issue	FY 2026 Total Request
<b>Program:</b>				
HDA-1-0 Department of Housing	300.2	304.9	-	304.9
<b>Housing Choice Voucher Emergency Housing Fund (Non-Appropriated) Summary Total:</b>	<b>300.2</b>	<b>304.9</b>	<b>-</b>	<b>304.9</b>
<b>Expenditure Categories</b>				
FTE	-	0.4	-	0.4
Personal Services	4.0	5.2	-	5.2
Employee Related Expenditures	1.6	2.1	-	2.1
<b>Subtotal Personal Services and ERE</b>	<b>5.7</b>	<b>7.3</b>	<b>-</b>	<b>7.3</b>
Professional & Outside Services	60.4	63.4	-	63.4
Travel In-State	0.0	-	-	-
Travel Out-Of-State	-	-	-	-
Aid To Organizations & Individuals	231.7	231.7	-	231.7
Other Operating Expenditures	0.8	0.9	-	0.9
Capital Equipment	-	-	-	-
Non-Capital Equipment	1.6	1.6	-	1.6
<b>Expenditure Categories Total:</b>	<b>300.2</b>	<b>304.9</b>	<b>-</b>	<b>304.9</b>

## Summary of Expenditure and Budget Request for Selected Funds

<b>Agency:</b>	<b>Arizona Department of Housing</b>
----------------	--------------------------------------

<b>Fund:</b>	<b>HD3888 Housing Shelter and Services Fund (Appropriated)</b>
--------------	--

	FY 2024 Actuals	FY 2025 Expenditure Plan	FY 2026 Funding Issue	FY 2026 Total Request
<b>Program:</b>				
HDA-1-0 Department of Housing	0.0	-	-	-
<b>Housing Shelter and Services Fund (Appropriated) Summary Total:</b>	<b>0.0</b>	-	-	-
<b>Expenditure Categories</b>				
FTE	-	-	-	-
Personal Services	0.0	-	-	-
Employee Related Expenditures	-	-	-	-
<b>Subtotal Personal Services and ERE</b>	<b>0.0</b>	-	-	-
Professional & Outside Services	-	-	-	-
Travel In-State	-	-	-	-
Travel Out-Of-State	-	-	-	-
Aid To Organizations & Individuals	-	-	-	-
Other Operating Expenditures	-	-	-	-
Capital Equipment	-	-	-	-
Non-Capital Equipment	-	-	-	-
<b>Expenditure Categories Total:</b>	<b>0.0</b>	-	-	-

## Summary of Expenditure and Budget Request for Selected Funds

<b>Agency:</b>	<b>Arizona Department of Housing</b>
----------------	--------------------------------------

<b>Fund:</b>	<b>HD3888 Housing Shelter and Services Fund (Non-Appropriated)</b>
--------------	--

	FY 2024 Actuals	FY 2025 Expenditure Plan	FY 2026 Funding Issue	FY 2026 Total Request
<b>Program:</b>				
HDA-1-0 Department of Housing	5,052.3	-	-	-
<b>Housing Shelter and Services Fund (Non-Appropriated) Summary Total:</b>	<b>5,052.3</b>	-	-	-
<b>Expenditure Categories</b>				
FTE	-	-	-	-
Personal Services	-	-	-	-
Employee Related Expenditures	-	-	-	-
<b>Subtotal Personal Services and ERE</b>	<b>-</b>	-	-	-
Professional & Outside Services	-	-	-	-
Travel In-State	-	-	-	-
Travel Out-Of-State	-	-	-	-
Aid To Organizations & Individuals	5,052.3	-	-	-
Other Operating Expenditures	-	-	-	-
Capital Equipment	-	-	-	-
Non-Capital Equipment	-	-	-	-
<b>Expenditure Categories Total:</b>	<b>5,052.3</b>	-	-	-

## Summary of Expenditure and Budget Request for Selected Funds

<b>Agency:</b>	<b>Arizona Department of Housing</b>
----------------	--------------------------------------

<b>Fund:</b>	<b>HD8610 Home ARPA Fund (Non-Appropriated)</b>
--------------	---

	FY 2024 Actuals	FY 2025 Expenditure Plan	FY 2026 Funding Issue	FY 2026 Total Request
<b>Program:</b>				
HDA-1-0 Department of Housing	5,260.9	5,262.1	-	5,262.1
<b>Home ARPA Fund (Non-Appropriated) Summary Total:</b>	<b>5,260.9</b>	<b>5,262.1</b>	-	<b>5,262.1</b>
<b>Expenditure Categories</b>				
FTE	-	-	-	-
Personal Services	-	-	-	-
Employee Related Expenditures	-	-	-	-
<b>Subtotal Personal Services and ERE</b>	<b>-</b>	<b>-</b>	<b>-</b>	<b>-</b>
Professional & Outside Services	22.9	24.1	-	24.1
Travel In-State	-	-	-	-
Travel Out-Of-State	-	-	-	-
Aid To Organizations & Individuals	5,238.0	5,238.0	-	5,238.0
Other Operating Expenditures	-	-	-	-
Capital Equipment	-	-	-	-
Non-Capital Equipment	-	-	-	-
<b>Expenditure Categories Total:</b>	<b>5,260.9</b>	<b>5,262.1</b>	-	<b>5,262.1</b>

## Summary of Expenditure and Budget Request for Selected Funds

**Agency:** Arizona Department of Housing

**Fund:** HD9919 Housing Stability Counseling Fund (Non-Appropriated)

		FY 2024 Actuals	FY 2025 Expenditure Plan	FY 2026 Funding Issue	FY 2026 Total Request
<b>Program:</b>					
HDA-1-0	Department of Housing	322.3	13.6	-	13.6
	<b>Housing Stability Counseling Fund (Non-Appropriated) Summary Total:</b>	<b>322.3</b>	<b>13.6</b>	<b>-</b>	<b>13.6</b>
<b>Expenditure Categories</b>					
	FTE	-	-	-	-
	Personal Services	7.2	9.4	-	9.4
	Employee Related Expenditures	3.2	4.2	-	4.2
	<b>Subtotal Personal Services and ERE</b>	<b>10.4</b>	<b>13.6</b>	<b>-</b>	<b>13.6</b>
	Professional & Outside Services	-	-	-	-
	Travel In-State	-	-	-	-
	Travel Out-Of-State	-	-	-	-
	Aid To Organizations & Individuals	311.9	-	-	-
	Other Operating Expenditures	-	-	-	-
	Capital Equipment	-	-	-	-
	Non-Capital Equipment	-	-	-	-
	<b>Expenditure Categories Total:</b>	<b>322.3</b>	<b>13.6</b>	<b>-</b>	<b>13.6</b>

## Program Budget Unit Summary of Expenditure and Budget Request for All Funds

**Agency:** Arizona Department of Housing

	FY 2024 Actuals	FY 2025 Expenditure Plan	FY 2026 Funding Issue	FY 2026 Total Request
<b>Program:</b> HDA-1-0 Department of Housing				

### Expenditure Categories

FTE	88.0	103.0	-	103.0
Personal Services	2,467.7	7,922.6	-	7,922.6
Employee Related Expenditures	2,376.6	2,976.8	-	2,976.8
<b>Subtotal Personal Services and ERE</b>	<b>4,844.3</b>	<b>10,899.4</b>	<b>-</b>	<b>10,899.4</b>
Professional & Outside Services	2,758.3	1,299.5	-	1,299.5
Travel In-State	171.2	213.9	-	213.9
Travel Out-Of-State	39.9	50.5	-	50.5
Aid To Organizations & Individuals	455,507.3	233,794.5	40,000.0	273,794.5
Other Operating Expenditures	2,603.2	1,883.4	-	1,883.4
Capital Equipment	126.9	-	-	-
Non-Capital Equipment	2,588.0	149.0	-	149.0
<b>Expenditure Categories Total:</b>	<b>468,639.0</b>	<b>248,290.2</b>	<b>40,000.0</b>	<b>288,290.2</b>

### Fund Source

#### Appropriated Funds

General Fund (Appropriated)	196,900.0	15,000.0	40,000.0	55,000.0
Housing Trust Fund (Appropriated)	371.1	388.8	-	388.8
Housing Shelter and Services Fund (Appropriated)	0.0	-	-	-
<b>Appropriated Funds Total:</b>	<b>197,271.1</b>	<b>15,388.8</b>	<b>40,000.0</b>	<b>55,388.8</b>



## Program Budget Unit Summary of Expenditure and Budget Request for All Funds

**Agency:** Arizona Department of Housing

	FY 2024 Actuals	FY 2025 Expenditure Plan	FY 2026 Funding Issue	FY 2026 Total Request
<b>Program: HDA-1-0 Department of Housing</b>				
<b>Non-Appropriated Funds</b>				
Home Investment Partnership Act Fund (Non-Appropriated)	14,640.6	14,839.4	-	14,839.4
Federal Grants Fund (Non-Appropriated)	105,061.6	105,495.9	-	105,495.9
DPS-FBI Fingerprint Fund (Non-Appropriated)	6.5	6.8	-	6.8
Arizona Department of Housing Program Fund (Non-Appropriated)	7,166.9	12,640.6	-	12,640.6
Housing Trust Fund (Non-Appropriated)	47,355.6	47,356.0	-	47,356.0
Mobile Home Relocation Fund (Non-Appropriated)	500.1	509.5	-	509.5
IGA and ISA Fund (Non-Appropriated)	6,023.0	6,023.1	-	6,023.1
CDBG-CV CARES Act Fund (Non-Appropriated)	3,299.9	1,963.2	-	1,963.2
Coronavirus State and Local Fiscal Recovery Fund (Non-Appropriated)	16,392.7	37,906.3	-	37,906.3
Homeowner Assistance Fund (Non-Appropriated)	59,937.8	530.1	-	530.1
Manufactured Housing Consumer Recovery Fund (Non-Appropriated)	47.5	49.9	-	49.9
Housing Choice Voucher Emergency Housing Fund (Non-Appropriated)	300.2	304.9	-	304.9
Housing Shelter and Services Fund (Non-Appropriated)	5,052.3	-	-	-
Home ARPA Fund (Non-Appropriated)	5,260.9	5,262.1	-	5,262.1
Housing Stability Counseling Fund (Non-Appropriated)	322.3	13.6	-	13.6
<b>Non-Appropriated Funds Total:</b>	<b>271,367.9</b>	<b>232,901.4</b>	<b>-</b>	<b>232,901.4</b>
<b>Department of Housing Total:</b>	<b>468,639.0</b>	<b>248,290.2</b>	<b>40,000.0</b>	<b>288,290.2</b>

**Sub Program: HDA-1-1 Department of Housing**

<b>Expenditure Categories</b>				
FTE	88.0	103.0	-	103.0
Personal Services	2,467.7	7,922.6	-	7,922.6
Employee Related Expenditures	2,376.6	2,976.8	-	2,976.8
<b>Subtotal Personal Services and ERE</b>	<b>4,844.3</b>	<b>10,899.4</b>	<b>-</b>	<b>10,899.4</b>
Professional & Outside Services	2,758.3	1,299.5	-	1,299.5

## Program Budget Unit Summary of Expenditure and Budget Request for All Funds

**Agency:** Arizona Department of Housing

	FY 2024 Actuals	FY 2025 Expenditure Plan	FY 2026 Funding Issue	FY 2026 Total Request
<b>Program: HDA-1-0 Department of Housing</b>				
<b>Sub Program: HDA-1-1 Department of Housing</b>				
Travel In-State	171.2	213.9	-	213.9
Travel Out-Of-State	39.9	50.5	-	50.5
Aid To Organizations & Individuals	455,507.3	233,794.5	40,000.0	273,794.5
Other Operating Expenditures	2,603.2	1,883.4	-	1,883.4
Capital Equipment	126.9	-	-	-
Non-Capital Equipment	2,588.0	149.0	-	149.0
<b>Expenditure Categories Total:</b>	<b>468,639.0</b>	<b>248,290.2</b>	<b>40,000.0</b>	<b>288,290.2</b>

## Program Budget Unit Summary of Expenditure and Budget Request for All Funds

**Agency:** Arizona Department of Housing

	FY 2024 Actuals	FY 2025 Expenditure Plan	FY 2026 Funding Issue	FY 2026 Total Request
<b>Program:</b> HDA-1-0 Department of Housing				
<b>Sub Program:</b> HDA-1-1 Department of Housing				

### Fund Source

#### Appropriated Funds

General Fund (Appropriated)	196,900.0	15,000.0	40,000.0	55,000.0
Housing Trust Fund (Appropriated)	371.1	388.8	-	388.8
Housing Shelter and Services Fund (Appropriated)	0.0	-	-	-
<b>Appropriated Funds Total:</b>	<b>197,271.1</b>	<b>15,388.8</b>	<b>40,000.0</b>	<b>55,388.8</b>

#### Non-Appropriated Funds

Home Investment Partnership Act Fund (Non-Appropriated)	14,640.6	14,839.4	-	14,839.4
Federal Grants Fund (Non-Appropriated)	105,061.6	105,495.9	-	105,495.9
DPS-FBI Fingerprint Fund (Non-Appropriated)	6.5	6.8	-	6.8
Arizona Department of Housing Program Fund (Non-Appropriated)	7,166.9	12,640.6	-	12,640.6
Housing Trust Fund (Non-Appropriated)	47,355.6	47,356.0	-	47,356.0
Mobile Home Relocation Fund (Non-Appropriated)	500.1	509.5	-	509.5
IGA and ISA Fund (Non-Appropriated)	6,023.0	6,023.1	-	6,023.1
CDBG-CV CARES Act Fund (Non-Appropriated)	3,299.9	1,963.2	-	1,963.2
Coronavirus State and Local Fiscal Recovery Fund (Non-Appropriated)	16,392.7	37,906.3	-	37,906.3
Homeowner Assistance Fund (Non-Appropriated)	59,937.8	530.1	-	530.1
Manufactured Housing Consumer Recovery Fund (Non-Appropriated)	47.5	49.9	-	49.9
Housing Choice Voucher Emergency Housing Fund (Non-Appropriated)	300.2	304.9	-	304.9
Housing Shelter and Services Fund (Non-Appropriated)	5,052.3	-	-	-
Home ARPA Fund (Non-Appropriated)	5,260.9	5,262.1	-	5,262.1
Housing Stability Counseling Fund (Non-Appropriated)	322.3	13.6	-	13.6
<b>Non-Appropriated Funds Total:</b>	<b>271,367.9</b>	<b>232,901.4</b>	<b>-</b>	<b>232,901.4</b>
<b>Department of Housing Total:</b>	<b>468,639.0</b>	<b>248,290.2</b>	<b>40,000.0</b>	<b>288,290.2</b>

**Program Budget Unit Summary of Expenditure and Budget Request  
for All Funds**

<b>Agency:</b>	<b>Arizona Department of Housing</b>
----------------	--------------------------------------

	FY 2024 Actuals	FY 2025 Expenditure Plan	FY 2026 Funding Issue	FY 2026 Total Request
--	--------------------	--------------------------------	--------------------------	--------------------------

<b>Program:</b>	<b>HDA-1-0 Department of Housing</b>
-----------------	--------------------------------------

## Program Budget Unit Summary of Expenditure and Budget Request for Selected Funds

**Agency:** Arizona Department of Housing

	FY 2024 Actuals	FY 2025 Expenditure Plan	FY 2026 Funding Issue	FY 2026 Total Request
--	--------------------	--------------------------------	--------------------------	--------------------------

**Program:** HDA-1-0 Department of Housing

**Fund:** AA1000 General Fund

**Appropriated**

Personal Services	-	-	-	-
Employee Related Expenditures	-	-	-	-
<b>Subtotal Personal Services and ERE</b>	-	-	-	-
Professional & Outside Services	-	-	-	-
Travel In-State	-	-	-	-
Travel Out-Of-State	-	-	-	-
Aid To Organizations & Individuals	196,900.0	15,000.0	40,000.0	55,000.0
Other Operating Expenditures	-	-	-	-
Capital Equipment	-	-	-	-
Non-Capital Equipment	-	-	-	-
<b>Expenditure Categories Total:</b>	<b>196,900.0</b>	<b>15,000.0</b>	<b>40,000.0</b>	<b>55,000.0</b>
<b>General Fund Total:</b>	<b>196,900.0</b>	<b>15,000.0</b>	<b>40,000.0</b>	<b>55,000.0</b>

**Fund:** HD1410 Home Investment Partnership Act Fund

**Non-Appropriated**

Personal Services	462.9	601.7	-	601.7
Employee Related Expenditures	179.1	232.8	-	232.8
<b>Subtotal Personal Services and ERE</b>	<b>641.9</b>	<b>834.5</b>	-	<b>834.5</b>
Professional & Outside Services	5.6	5.9	-	5.9
Travel In-State	8.4	10.9	-	10.9
Travel Out-Of-State	-	-	-	-
Aid To Organizations & Individuals	13,912.3	13,912.3	-	13,912.3
Other Operating Expenditures	68.6	72.0	-	72.0
Capital Equipment	-	-	-	-
Non-Capital Equipment	3.7	3.8	-	3.8
<b>Expenditure Categories Total:</b>	<b>14,640.6</b>	<b>14,839.4</b>	-	<b>14,839.4</b>
<b>Home Investment Partnership Act Fund Total:</b>	<b>14,640.6</b>	<b>14,839.4</b>	-	<b>14,839.4</b>

## Program Budget Unit Summary of Expenditure and Budget Request for Selected Funds

**Agency:** Arizona Department of Housing

	FY 2024 Actuals	FY 2025 Expenditure Plan	FY 2026 Funding Issue	FY 2026 Total Request
<b>Program:</b> HDA-1-0 Department of Housing				
<b>Fund:</b> HD1410 Home Investment Partnership Act Fund				
<b>Fund:</b> HD2000 Federal Grants Fund				

**Non-Appropriated**

Personal Services	1,072.3	1,394.0	-	1,394.0
Employee Related Expenditures	416.8	541.8	-	541.8
<b>Subtotal Personal Services and ERE</b>	<b>1,489.0</b>	<b>1,935.8</b>	-	<b>1,935.8</b>
Professional & Outside Services	129.2	78.5	-	78.5
Travel In-State	36.0	45.6	-	45.6
Travel Out-Of-State	6.4	7.0	-	7.0
Aid To Organizations & Individuals	103,074.5	103,098.5	-	103,098.5
Other Operating Expenditures	310.4	314.0	-	314.0
Capital Equipment	-	-	-	-
Non-Capital Equipment	16.0	16.5	-	16.5
<b>Expenditure Categories Total:</b>	<b>105,061.6</b>	<b>105,495.9</b>	-	<b>105,495.9</b>
<b>Federal Grants Fund Total:</b>	<b>105,061.6</b>	<b>105,495.9</b>	-	<b>105,495.9</b>

**Fund:** HD2159 DPS-FBI Fingerprint Fund

**Non-Appropriated**

Personal Services	-	-	-	-
Employee Related Expenditures	-	-	-	-
<b>Subtotal Personal Services and ERE</b>	-	-	-	-
Professional & Outside Services	-	-	-	-
Travel In-State	-	-	-	-
Travel Out-Of-State	-	-	-	-
Aid To Organizations & Individuals	-	-	-	-
Other Operating Expenditures	6.5	6.8	-	6.8
Capital Equipment	-	-	-	-
Non-Capital Equipment	-	-	-	-
<b>Expenditure Categories Total:</b>	<b>6.5</b>	<b>6.8</b>	-	<b>6.8</b>
<b>DPS-FBI Fingerprint Fund Total:</b>	<b>6.5</b>	<b>6.8</b>	-	<b>6.8</b>

## Program Budget Unit Summary of Expenditure and Budget Request for Selected Funds

**Agency:** Arizona Department of Housing

	FY 2024 Actuals	FY 2025 Expenditure Plan	FY 2026 Funding Issue	FY 2026 Total Request
<b>Program:</b> HDA-1-0 Department of Housing				
<b>Fund:</b> HD2159 DPS-FBI Fingerprint Fund				
<b>Fund:</b> HD2200 Arizona Department of Housing Program Fund				

### Non-Appropriated

Personal Services	415.5	5,401.9	-	5,401.9
Employee Related Expenditures	1,572.0	2,043.6	-	2,043.6
<b>Subtotal Personal Services and ERE</b>	<b>1,987.5</b>	<b>7,445.5</b>	-	<b>7,445.5</b>
Professional & Outside Services	996.9	1,046.7	-	1,046.7
Travel In-State	114.6	149.0	-	149.0
Travel Out-Of-State	33.5	43.5	-	43.5
Aid To Organizations & Individuals	2,856.9	2,856.9	-	2,856.9
Other Operating Expenditures	968.5	1,016.9	-	1,016.9
Capital Equipment	126.9	-	-	-
Non-Capital Equipment	82.1	82.1	-	82.1
<b>Expenditure Categories Total:</b>	<b>7,166.9</b>	<b>12,640.6</b>	-	<b>12,640.6</b>
<b>Arizona Department of Housing Program Fund Total:</b>	<b>7,166.9</b>	<b>12,640.6</b>	-	<b>12,640.6</b>

**Fund:** HD2235 Housing Trust Fund

### Appropriated

Personal Services	234.1	309.3	-	309.3
Employee Related Expenditures	88.8	69.1	-	69.1
<b>Subtotal Personal Services and ERE</b>	<b>323.0</b>	<b>378.4</b>	-	<b>378.4</b>
Professional & Outside Services	6.3	-	-	-
Travel In-State	5.3	-	-	-
Travel Out-Of-State	-	-	-	-
Aid To Organizations & Individuals	-	-	-	-
Other Operating Expenditures	32.7	10.4	-	10.4
Capital Equipment	-	-	-	-
Non-Capital Equipment	3.9	-	-	-
<b>Expenditure Categories Total:</b>	<b>371.1</b>	<b>388.8</b>	-	<b>388.8</b>

## Program Budget Unit Summary of Expenditure and Budget Request for Selected Funds

**Agency:** Arizona Department of Housing

	FY 2024 Actuals	FY 2025 Expenditure Plan	FY 2026 Funding Issue	FY 2026 Total Request
<b>Program: HDA-1-0 Department of Housing</b>				
<b>Fund: HD2235 Housing Trust Fund</b>				
<b>Non-Appropriated</b>				
Personal Services	-	-	-	-
Employee Related Expenditures	-	-	-	-
<b>Subtotal Personal Services and ERE</b>	<b>-</b>	<b>-</b>	<b>-</b>	<b>-</b>
Professional & Outside Services	7.6	8.0	-	8.0
Travel In-State	-	-	-	-
Travel Out-Of-State	-	-	-	-
Aid To Organizations & Individuals	47,303.5	47,303.5	-	47,303.5
Other Operating Expenditures	-	-	-	-
Capital Equipment	-	-	-	-
Non-Capital Equipment	44.5	44.5	-	44.5
<b>Expenditure Categories Total:</b>	<b>47,355.6</b>	<b>47,356.0</b>	<b>-</b>	<b>47,356.0</b>
<b>Housing Trust Fund Total:</b>	<b>47,726.7</b>	<b>47,744.8</b>	<b>-</b>	<b>47,744.8</b>

**Fund: HD2237 Mobile Home Relocation Fund**

<b>Non-Appropriated</b>				
Personal Services	9.4	12.3	-	12.3
Employee Related Expenditures	4.8	9.1	-	9.1
<b>Subtotal Personal Services and ERE</b>	<b>14.3</b>	<b>21.4</b>	<b>-</b>	<b>21.4</b>
Professional & Outside Services	0.1	0.1	-	0.1
Travel In-State	6.5	8.4	-	8.4
Travel Out-Of-State	-	-	-	-
Aid To Organizations & Individuals	473.4	473.4	-	473.4
Other Operating Expenditures	5.4	5.7	-	5.7
Capital Equipment	-	-	-	-
Non-Capital Equipment	0.5	0.5	-	0.5
<b>Expenditure Categories Total:</b>	<b>500.1</b>	<b>509.5</b>	<b>-</b>	<b>509.5</b>
<b>Mobile Home Relocation Fund Total:</b>	<b>500.1</b>	<b>509.5</b>	<b>-</b>	<b>509.5</b>

**Fund: HD2500 IGA and ISA Fund**



## Program Budget Unit Summary of Expenditure and Budget Request for Selected Funds

**Agency:** Arizona Department of Housing

	FY 2024 Actuals	FY 2025 Expenditure Plan	FY 2026 Funding Issue	FY 2026 Total Request
<b>Program:</b> HDA-1-0 Department of Housing				
<b>Fund:</b> HD2500 IGA and ISA Fund				

**Non-Appropriated**

Personal Services	132.8	132.8	-	132.8
Employee Related Expenditures	52.5	52.5	-	52.5
<b>Subtotal Personal Services and ERE</b>	<b>185.3</b>	<b>185.3</b>	<b>-</b>	<b>185.3</b>
Professional & Outside Services	-	-	-	-
Travel In-State	-	-	-	-
Travel Out-Of-State	-	-	-	-
Aid To Organizations & Individuals	5,816.0	5,816.0	-	5,816.0
Other Operating Expenditures	21.8	21.8	-	21.8
Capital Equipment	-	-	-	-
Non-Capital Equipment	-	-	-	-
<b>Expenditure Categories Total:</b>	<b>6,023.0</b>	<b>6,023.1</b>	<b>-</b>	<b>6,023.1</b>
<b>IGA and ISA Fund Total:</b>	<b>6,023.0</b>	<b>6,023.1</b>	<b>-</b>	<b>6,023.1</b>

**Fund:** HD2976 CDBG-CV CARES Act Fund

**Non-Appropriated**

Personal Services	3.1	4.0	-	4.0
Employee Related Expenditures	1.0	1.3	-	1.3
<b>Subtotal Personal Services and ERE</b>	<b>4.1</b>	<b>5.3</b>	<b>-</b>	<b>5.3</b>
Professional & Outside Services	-	-	-	-
Travel In-State	0.0	-	-	-
Travel Out-Of-State	-	-	-	-
Aid To Organizations & Individuals	3,295.8	1,957.9	-	1,957.9
Other Operating Expenditures	-	-	-	-
Capital Equipment	-	-	-	-
Non-Capital Equipment	-	-	-	-
<b>Expenditure Categories Total:</b>	<b>3,299.9</b>	<b>1,963.2</b>	<b>-</b>	<b>1,963.2</b>
<b>CDBG-CV CARES Act Fund Total:</b>	<b>3,299.9</b>	<b>1,963.2</b>	<b>-</b>	<b>1,963.2</b>

## Program Budget Unit Summary of Expenditure and Budget Request for Selected Funds

**Agency:** Arizona Department of Housing

	FY 2024 Actuals	FY 2025 Expenditure Plan	FY 2026 Funding Issue	FY 2026 Total Request
<b>Program:</b> HDA-1-0 Department of Housing				
<b>Fund:</b> HD2985 Coronavirus State and Local Fiscal Recovery Fund				

**Non-Appropriated**

Personal Services	-	-	-	-
Employee Related Expenditures	-	-	-	-
<b>Subtotal Personal Services and ERE</b>	-	-	-	-
Professional & Outside Services	-	-	-	-
Travel In-State	-	-	-	-
Travel Out-Of-State	-	-	-	-
Aid To Organizations & Individuals	16,392.7	37,906.3	-	37,906.3
Other Operating Expenditures	-	-	-	-
Capital Equipment	-	-	-	-
Non-Capital Equipment	-	-	-	-
<b>Expenditure Categories Total:</b>	<b>16,392.7</b>	<b>37,906.3</b>	-	<b>37,906.3</b>
<b>Coronavirus State and Local Fiscal Recovery Fund Total:</b>	<b>16,392.7</b>	<b>37,906.3</b>	-	<b>37,906.3</b>

**Fund:** HD2986 Homeowner Assistance Fund

**Non-Appropriated**

Personal Services	126.4	52.0	-	52.0
Employee Related Expenditures	56.8	20.3	-	20.3
<b>Subtotal Personal Services and ERE</b>	<b>183.2</b>	<b>72.3</b>	-	<b>72.3</b>
Professional & Outside Services	1,529.3	72.8	-	72.8
Travel In-State	0.3	-	-	-
Travel Out-Of-State	-	-	-	-
Aid To Organizations & Individuals	54,648.3	-	-	-
Other Operating Expenditures	1,141.1	385.0	-	385.0
Capital Equipment	-	-	-	-
Non-Capital Equipment	2,435.6	-	-	-
<b>Expenditure Categories Total:</b>	<b>59,937.8</b>	<b>530.1</b>	-	<b>530.1</b>
<b>Homeowner Assistance Fund Total:</b>	<b>59,937.8</b>	<b>530.1</b>	-	<b>530.1</b>

## Program Budget Unit Summary of Expenditure and Budget Request for Selected Funds

**Agency:** Arizona Department of Housing

	FY 2024 Actuals	FY 2025 Expenditure Plan	FY 2026 Funding Issue	FY 2026 Total Request
<b>Program:</b> HDA-1-0 Department of Housing				
<b>Fund:</b> HD3090 Manufactured Housing Consumer Recovery Fund				

**Non-Appropriated**

Personal Services	-	-	-	-
Employee Related Expenditures	-	-	-	-
<b>Subtotal Personal Services and ERE</b>	<b>-</b>	<b>-</b>	<b>-</b>	<b>-</b>
Professional & Outside Services	-	-	-	-
Travel In-State	-	-	-	-
Travel Out-Of-State	-	-	-	-
Aid To Organizations & Individuals	-	-	-	-
Other Operating Expenditures	47.5	49.9	-	49.9
Capital Equipment	-	-	-	-
Non-Capital Equipment	-	-	-	-
<b>Expenditure Categories Total:</b>	<b>47.5</b>	<b>49.9</b>	<b>-</b>	<b>49.9</b>
<b>Manufactured Housing Consumer Recovery Fund Total:</b>	<b>47.5</b>	<b>49.9</b>	<b>-</b>	<b>49.9</b>

**Fund:** HD3202 Housing Choice Voucher Emergency Housing Fund

**Non-Appropriated**

Personal Services	4.0	5.2	-	5.2
Employee Related Expenditures	1.6	2.1	-	2.1
<b>Subtotal Personal Services and ERE</b>	<b>5.7</b>	<b>7.3</b>	<b>-</b>	<b>7.3</b>
Professional & Outside Services	60.4	63.4	-	63.4
Travel In-State	0.0	-	-	-
Travel Out-Of-State	-	-	-	-
Aid To Organizations & Individuals	231.7	231.7	-	231.7
Other Operating Expenditures	0.8	0.9	-	0.9
Capital Equipment	-	-	-	-
Non-Capital Equipment	1.6	1.6	-	1.6
<b>Expenditure Categories Total:</b>	<b>300.2</b>	<b>304.9</b>	<b>-</b>	<b>304.9</b>
<b>Housing Choice Voucher Emergency Housing Fund Total:</b>	<b>300.2</b>	<b>304.9</b>	<b>-</b>	<b>304.9</b>

## Program Budget Unit Summary of Expenditure and Budget Request for Selected Funds

**Agency:** Arizona Department of Housing

	FY 2024 Actuals	FY 2025 Expenditure Plan	FY 2026 Funding Issue	FY 2026 Total Request
<b>Program:</b> HDA-1-0 Department of Housing				
<b>Fund:</b> HD3202 Housing Choice Voucher Emergency Housing Fund				
<b>Fund:</b> HD3888 Housing Shelter and Services Fund				

**Appropriated**

Personal Services	0.0	-	-	-
Employee Related Expenditures	-	-	-	-
<b>Subtotal Personal Services and ERE</b>	<b>0.0</b>	-	-	-
Professional & Outside Services	-	-	-	-
Travel In-State	-	-	-	-
Travel Out-Of-State	-	-	-	-
Aid To Organizations & Individuals	-	-	-	-
Other Operating Expenditures	-	-	-	-
Capital Equipment	-	-	-	-
Non-Capital Equipment	-	-	-	-
<b>Expenditure Categories Total:</b>	<b>0.0</b>	-	-	-

**Non-Appropriated**

Personal Services	-	-	-	-
Employee Related Expenditures	-	-	-	-
<b>Subtotal Personal Services and ERE</b>	-	-	-	-
Professional & Outside Services	-	-	-	-
Travel In-State	-	-	-	-
Travel Out-Of-State	-	-	-	-
Aid To Organizations & Individuals	5,052.3	-	-	-
Other Operating Expenditures	-	-	-	-
Capital Equipment	-	-	-	-
Non-Capital Equipment	-	-	-	-
<b>Expenditure Categories Total:</b>	<b>5,052.3</b>	-	-	-
<b>Housing Shelter and Services Fund Total:</b>	<b>5,052.3</b>	-	-	-

**Fund:** HD8610 Home ARPA Fund

**Non-Appropriated**

## Program Budget Unit Summary of Expenditure and Budget Request for Selected Funds

**Agency:** Arizona Department of Housing

	FY 2024 Actuals	FY 2025 Expenditure Plan	FY 2026 Funding Issue	FY 2026 Total Request
<b>Program: HDA-1-0 Department of Housing</b>				
<b>Fund: HD8610 Home ARPA Fund</b>				
Personal Services	-	-	-	-
Employee Related Expenditures	-	-	-	-
<b>Subtotal Personal Services and ERE</b>	<b>-</b>	<b>-</b>	<b>-</b>	<b>-</b>
Professional & Outside Services	22.9	24.1	-	24.1
Travel In-State	-	-	-	-
Travel Out-Of-State	-	-	-	-
Aid To Organizations & Individuals	5,238.0	5,238.0	-	5,238.0
Other Operating Expenditures	-	-	-	-
Capital Equipment	-	-	-	-
Non-Capital Equipment	-	-	-	-
<b>Expenditure Categories Total:</b>	<b>5,260.9</b>	<b>5,262.1</b>	<b>-</b>	<b>5,262.1</b>
<b>Home ARPA Fund Total:</b>	<b>5,260.9</b>	<b>5,262.1</b>	<b>-</b>	<b>5,262.1</b>

**Fund: HD9919 Housing Stability Counseling Fund**

<b>Non-Appropriated</b>				
	FY 2024 Actuals	FY 2025 Expenditure Plan	FY 2026 Funding Issue	FY 2026 Total Request
Personal Services	7.2	9.4	-	9.4
Employee Related Expenditures	3.2	4.2	-	4.2
<b>Subtotal Personal Services and ERE</b>	<b>10.4</b>	<b>13.6</b>	<b>-</b>	<b>13.6</b>
Professional & Outside Services	-	-	-	-
Travel In-State	-	-	-	-
Travel Out-Of-State	-	-	-	-
Aid To Organizations & Individuals	311.9	-	-	-
Other Operating Expenditures	-	-	-	-
Capital Equipment	-	-	-	-
Non-Capital Equipment	-	-	-	-
<b>Expenditure Categories Total:</b>	<b>322.3</b>	<b>13.6</b>	<b>-</b>	<b>13.6</b>
<b>Housing Stability Counseling Fund Total:</b>	<b>322.3</b>	<b>13.6</b>	<b>-</b>	<b>13.6</b>
<b>Program Total for Select Funds:</b>	<b>468,639.0</b>	<b>248,290.2</b>	<b>40,000.0</b>	<b>288,290.2</b>

## Program Budget Unit Summary of Expenditure and Budget Request for Selected Funds

**Agency:** Arizona Department of Housing

	FY 2024 Actuals	FY 2025 Expenditure Plan	FY 2026 Funding Issue	FY 2026 Total Request
<b>Program:</b> HDA-1-0 Department of Housing				
<b>Sub Program:</b> HDA-1-1 Department of Housing				
<b>Fund:</b> AA1000 General Fund				

**Appropriated**

Personal Services	-	-	-	-
Employee Related Expenditures	-	-	-	-
<b>Subtotal Personal Services and ERE</b>	<b>-</b>	<b>-</b>	<b>-</b>	<b>-</b>
Professional & Outside Services	-	-	-	-
Travel In-State	-	-	-	-
Travel Out-Of-State	-	-	-	-
Aid To Organizations & Individuals	196,900.0	15,000.0	40,000.0	55,000.0
Other Operating Expenditures	-	-	-	-
Capital Equipment	-	-	-	-
Non-Capital Equipment	-	-	-	-
<b>Expenditure Categories Total:</b>	<b>196,900.0</b>	<b>15,000.0</b>	<b>40,000.0</b>	<b>55,000.0</b>
<b>General Fund Total:</b>	<b>196,900.0</b>	<b>15,000.0</b>	<b>40,000.0</b>	<b>55,000.0</b>

**Fund:** HD1410 Home Investment Partnership Act Fund

**Non-Appropriated**

Personal Services	462.9	601.7	-	601.7
Employee Related Expenditures	179.1	232.8	-	232.8
<b>Subtotal Personal Services and ERE</b>	<b>641.9</b>	<b>834.5</b>	<b>-</b>	<b>834.5</b>
Professional & Outside Services	5.6	5.9	-	5.9
Travel In-State	8.4	10.9	-	10.9
Travel Out-Of-State	-	-	-	-
Aid To Organizations & Individuals	13,912.3	13,912.3	-	13,912.3
Other Operating Expenditures	68.6	72.0	-	72.0
Capital Equipment	-	-	-	-
Non-Capital Equipment	3.7	3.8	-	3.8
<b>Expenditure Categories Total:</b>	<b>14,640.6</b>	<b>14,839.4</b>	<b>-</b>	<b>14,839.4</b>

## Program Budget Unit Summary of Expenditure and Budget Request for Selected Funds

**Agency:** Arizona Department of Housing

	FY 2024 Actuals	FY 2025 Expenditure Plan	FY 2026 Funding Issue	FY 2026 Total Request
<b>Program:</b> HDA-1-0 Department of Housing				
<b>Fund:</b> HD1410 Home Investment Partnership Act Fund				
<b>Home Investment Partnership Act Fund Total:</b>	14,640.6	14,839.4	-	14,839.4

**Fund:** HD2000 Federal Grants Fund

**Non-Appropriated**

Personal Services	1,072.3	1,394.0	-	1,394.0
Employee Related Expenditures	416.8	541.8	-	541.8
<b>Subtotal Personal Services and ERE</b>	<b>1,489.0</b>	<b>1,935.8</b>	<b>-</b>	<b>1,935.8</b>
Professional & Outside Services	129.2	78.5	-	78.5
Travel In-State	36.0	45.6	-	45.6
Travel Out-Of-State	6.4	7.0	-	7.0
Aid To Organizations & Individuals	103,074.5	103,098.5	-	103,098.5
Other Operating Expenditures	310.4	314.0	-	314.0
Capital Equipment	-	-	-	-
Non-Capital Equipment	16.0	16.5	-	16.5
<b>Expenditure Categories Total:</b>	<b>105,061.6</b>	<b>105,495.9</b>	<b>-</b>	<b>105,495.9</b>
<b>Federal Grants Fund Total:</b>	<b>105,061.6</b>	<b>105,495.9</b>	<b>-</b>	<b>105,495.9</b>

**Fund:** HD2159 DPS-FBI Fingerprint Fund

**Non-Appropriated**

Personal Services	-	-	-	-
Employee Related Expenditures	-	-	-	-
<b>Subtotal Personal Services and ERE</b>	<b>-</b>	<b>-</b>	<b>-</b>	<b>-</b>
Professional & Outside Services	-	-	-	-
Travel In-State	-	-	-	-
Travel Out-Of-State	-	-	-	-
Aid To Organizations & Individuals	-	-	-	-
Other Operating Expenditures	6.5	6.8	-	6.8
Capital Equipment	-	-	-	-
Non-Capital Equipment	-	-	-	-

## Program Budget Unit Summary of Expenditure and Budget Request for Selected Funds

**Agency:** Arizona Department of Housing

	FY 2024 Actuals	FY 2025 Expenditure Plan	FY 2026 Funding Issue	FY 2026 Total Request
<b>Program:</b> HDA-1-0 Department of Housing				
<b>Fund:</b> HD2159 DPS-FBI Fingerprint Fund				
<b>Expenditure Categories Total:</b>	6.5	6.8	-	6.8
<b>DPS-FBI Fingerprint Fund Total:</b>	6.5	6.8	-	6.8

**Fund:** HD2200 Arizona Department of Housing Program Fund

**Non-Appropriated**

Personal Services	415.5	5,401.9	-	5,401.9
Employee Related Expenditures	1,572.0	2,043.6	-	2,043.6
<b>Subtotal Personal Services and ERE</b>	<b>1,987.5</b>	<b>7,445.5</b>	<b>-</b>	<b>7,445.5</b>
Professional & Outside Services	996.9	1,046.7	-	1,046.7
Travel In-State	114.6	149.0	-	149.0
Travel Out-Of-State	33.5	43.5	-	43.5
Aid To Organizations & Individuals	2,856.9	2,856.9	-	2,856.9
Other Operating Expenditures	968.5	1,016.9	-	1,016.9
Capital Equipment	126.9	-	-	-
Non-Capital Equipment	82.1	82.1	-	82.1
<b>Expenditure Categories Total:</b>	<b>7,166.9</b>	<b>12,640.6</b>	<b>-</b>	<b>12,640.6</b>
<b>Arizona Department of Housing Program Fund Total:</b>	<b>7,166.9</b>	<b>12,640.6</b>	<b>-</b>	<b>12,640.6</b>

**Fund:** HD2235 Housing Trust Fund

**Appropriated**

Personal Services	234.1	309.3	-	309.3
Employee Related Expenditures	88.8	69.1	-	69.1
<b>Subtotal Personal Services and ERE</b>	<b>323.0</b>	<b>378.4</b>	<b>-</b>	<b>378.4</b>
Professional & Outside Services	6.3	-	-	-
Travel In-State	5.3	-	-	-
Travel Out-Of-State	-	-	-	-
Aid To Organizations & Individuals	-	-	-	-
Other Operating Expenditures	32.7	10.4	-	10.4
Capital Equipment	-	-	-	-



## Program Budget Unit Summary of Expenditure and Budget Request for Selected Funds

**Agency:** Arizona Department of Housing

	FY 2024 Actuals	FY 2025 Expenditure Plan	FY 2026 Funding Issue	FY 2026 Total Request
<b>Program:</b> HDA-1-0 Department of Housing				

**Fund:** HD2235 Housing Trust Fund

Non-Capital Equipment	3.9	-	-	-
<b>Expenditure Categories Total:</b>	<b>371.1</b>	<b>388.8</b>	<b>-</b>	<b>388.8</b>

**Non-Appropriated**

Personal Services	-	-	-	-
Employee Related Expenditures	-	-	-	-
<b>Subtotal Personal Services and ERE</b>	<b>-</b>	<b>-</b>	<b>-</b>	<b>-</b>
Professional & Outside Services	7.6	8.0	-	8.0
Travel In-State	-	-	-	-
Travel Out-Of-State	-	-	-	-
Aid To Organizations & Individuals	47,303.5	47,303.5	-	47,303.5
Other Operating Expenditures	-	-	-	-
Capital Equipment	-	-	-	-
Non-Capital Equipment	44.5	44.5	-	44.5
<b>Expenditure Categories Total:</b>	<b>47,355.6</b>	<b>47,356.0</b>	<b>-</b>	<b>47,356.0</b>
<b>Housing Trust Fund Total:</b>	<b>47,726.7</b>	<b>47,744.8</b>	<b>-</b>	<b>47,744.8</b>

**Fund:** HD2237 Mobile Home Relocation Fund

**Non-Appropriated**

Personal Services	9.4	12.3	-	12.3
Employee Related Expenditures	4.8	9.1	-	9.1
<b>Subtotal Personal Services and ERE</b>	<b>14.3</b>	<b>21.4</b>	<b>-</b>	<b>21.4</b>
Professional & Outside Services	0.1	0.1	-	0.1
Travel In-State	6.5	8.4	-	8.4
Travel Out-Of-State	-	-	-	-
Aid To Organizations & Individuals	473.4	473.4	-	473.4
Other Operating Expenditures	5.4	5.7	-	5.7
Capital Equipment	-	-	-	-
Non-Capital Equipment	0.5	0.5	-	0.5
<b>Expenditure Categories Total:</b>	<b>500.1</b>	<b>509.5</b>	<b>-</b>	<b>509.5</b>

## Program Budget Unit Summary of Expenditure and Budget Request for Selected Funds

**Agency:** Arizona Department of Housing

	FY 2024 Actuals	FY 2025 Expenditure Plan	FY 2026 Funding Issue	FY 2026 Total Request
<b>Program:</b> HDA-1-0 Department of Housing				
<b>Fund:</b> HD2237 Mobile Home Relocation Fund				
<b>Mobile Home Relocation Fund Total:</b>	500.1	509.5	-	509.5

**Fund:** HD2500 IGA and ISA Fund

**Non-Appropriated**

Personal Services	132.8	132.8	-	132.8
Employee Related Expenditures	52.5	52.5	-	52.5
<b>Subtotal Personal Services and ERE</b>	<b>185.3</b>	<b>185.3</b>	<b>-</b>	<b>185.3</b>
Professional & Outside Services	-	-	-	-
Travel In-State	-	-	-	-
Travel Out-Of-State	-	-	-	-
Aid To Organizations & Individuals	5,816.0	5,816.0	-	5,816.0
Other Operating Expenditures	21.8	21.8	-	21.8
Capital Equipment	-	-	-	-
Non-Capital Equipment	-	-	-	-
<b>Expenditure Categories Total:</b>	<b>6,023.0</b>	<b>6,023.1</b>	<b>-</b>	<b>6,023.1</b>
<b>IGA and ISA Fund Total:</b>	<b>6,023.0</b>	<b>6,023.1</b>	<b>-</b>	<b>6,023.1</b>

**Fund:** HD2976 CDBG-CV CARES Act Fund

**Non-Appropriated**

Personal Services	3.1	4.0	-	4.0
Employee Related Expenditures	1.0	1.3	-	1.3
<b>Subtotal Personal Services and ERE</b>	<b>4.1</b>	<b>5.3</b>	<b>-</b>	<b>5.3</b>
Professional & Outside Services	-	-	-	-
Travel In-State	0.0	-	-	-
Travel Out-Of-State	-	-	-	-
Aid To Organizations & Individuals	3,295.8	1,957.9	-	1,957.9
Other Operating Expenditures	-	-	-	-
Capital Equipment	-	-	-	-
Non-Capital Equipment	-	-	-	-

## Program Budget Unit Summary of Expenditure and Budget Request for Selected Funds

**Agency:** Arizona Department of Housing

	FY 2024 Actuals	FY 2025 Expenditure Plan	FY 2026 Funding Issue	FY 2026 Total Request
<b>Program:</b> HDA-1-0 Department of Housing				
<b>Fund:</b> HD2976 CDBG-CV CARES Act Fund				
<b>Expenditure Categories Total:</b>	3,299.9	1,963.2	-	1,963.2
<b>CDBG-CV CARES Act Fund Total:</b>	3,299.9	1,963.2	-	1,963.2

**Fund:** HD2985 Coronavirus State and Local Fiscal Recovery Fund

**Non-Appropriated**

Personal Services	-	-	-	-
Employee Related Expenditures	-	-	-	-
<b>Subtotal Personal Services and ERE</b>	-	-	-	-
Professional & Outside Services	-	-	-	-
Travel In-State	-	-	-	-
Travel Out-Of-State	-	-	-	-
Aid To Organizations & Individuals	16,392.7	37,906.3	-	37,906.3
Other Operating Expenditures	-	-	-	-
Capital Equipment	-	-	-	-
Non-Capital Equipment	-	-	-	-
<b>Expenditure Categories Total:</b>	16,392.7	37,906.3	-	37,906.3
<b>Coronavirus State and Local Fiscal Recovery Fund Total:</b>	16,392.7	37,906.3	-	37,906.3

**Fund:** HD2986 Homeowner Assistance Fund

**Non-Appropriated**

Personal Services	126.4	52.0	-	52.0
Employee Related Expenditures	56.8	20.3	-	20.3
<b>Subtotal Personal Services and ERE</b>	183.2	72.3	-	72.3
Professional & Outside Services	1,529.3	72.8	-	72.8
Travel In-State	0.3	-	-	-
Travel Out-Of-State	-	-	-	-
Aid To Organizations & Individuals	54,648.3	-	-	-
Other Operating Expenditures	1,141.1	385.0	-	385.0
Capital Equipment	-	-	-	-

## Program Budget Unit Summary of Expenditure and Budget Request for Selected Funds

**Agency:** Arizona Department of Housing

	FY 2024 Actuals	FY 2025 Expenditure Plan	FY 2026 Funding Issue	FY 2026 Total Request
<b>Program:</b> HDA-1-0 Department of Housing				
<b>Fund:</b> HD2986 Homeowner Assistance Fund				
Non-Capital Equipment	2,435.6	-	-	-
<b>Expenditure Categories Total:</b>	59,937.8	530.1	-	530.1
<b>Homeowner Assistance Fund Total:</b>	59,937.8	530.1	-	530.1

**Fund:** HD3090 Manufactured Housing Consumer Recovery Fund

**Non-Appropriated**

Personal Services	-	-	-	-
Employee Related Expenditures	-	-	-	-
<b>Subtotal Personal Services and ERE</b>	-	-	-	-
Professional & Outside Services	-	-	-	-
Travel In-State	-	-	-	-
Travel Out-Of-State	-	-	-	-
Aid To Organizations & Individuals	-	-	-	-
Other Operating Expenditures	47.5	49.9	-	49.9
Capital Equipment	-	-	-	-
Non-Capital Equipment	-	-	-	-
<b>Expenditure Categories Total:</b>	47.5	49.9	-	49.9
<b>Manufactured Housing Consumer Recovery Fund Total:</b>	47.5	49.9	-	49.9

**Fund:** HD3202 Housing Choice Voucher Emergency Housing Fund

**Non-Appropriated**

Personal Services	4.0	5.2	-	5.2
Employee Related Expenditures	1.6	2.1	-	2.1
<b>Subtotal Personal Services and ERE</b>	5.7	7.3	-	7.3
Professional & Outside Services	60.4	63.4	-	63.4
Travel In-State	0.0	-	-	-
Travel Out-Of-State	-	-	-	-
Aid To Organizations & Individuals	231.7	231.7	-	231.7

## Program Budget Unit Summary of Expenditure and Budget Request for Selected Funds

**Agency:** Arizona Department of Housing

	FY 2024 Actuals	FY 2025 Expenditure Plan	FY 2026 Funding Issue	FY 2026 Total Request
<b>Program: HDA-1-0 Department of Housing</b>				
<b>Fund: HD3202 Housing Choice Voucher Emergency Housing Fund</b>				
Other Operating Expenditures	0.8	0.9	-	0.9
Capital Equipment	-	-	-	-
Non-Capital Equipment	1.6	1.6	-	1.6
<b>Expenditure Categories Total:</b>	<b>300.2</b>	<b>304.9</b>	-	<b>304.9</b>
<b>Housing Choice Voucher Emergency Housing Fund Total:</b>	<b>300.2</b>	<b>304.9</b>	-	<b>304.9</b>

**Fund: HD3888 Housing Shelter and Services Fund**

**Appropriated**

Personal Services	0.0	-	-	-
Employee Related Expenditures	-	-	-	-
<b>Subtotal Personal Services and ERE</b>	<b>0.0</b>	-	-	-
Professional & Outside Services	-	-	-	-
Travel In-State	-	-	-	-
Travel Out-Of-State	-	-	-	-
Aid To Organizations & Individuals	-	-	-	-
Other Operating Expenditures	-	-	-	-
Capital Equipment	-	-	-	-
Non-Capital Equipment	-	-	-	-
<b>Expenditure Categories Total:</b>	<b>0.0</b>	-	-	-

**Non-Appropriated**

Personal Services	-	-	-	-
Employee Related Expenditures	-	-	-	-
<b>Subtotal Personal Services and ERE</b>	-	-	-	-
Professional & Outside Services	-	-	-	-
Travel In-State	-	-	-	-
Travel Out-Of-State	-	-	-	-
Aid To Organizations & Individuals	5,052.3	-	-	-
Other Operating Expenditures	-	-	-	-
Capital Equipment	-	-	-	-

## Program Budget Unit Summary of Expenditure and Budget Request for Selected Funds

**Agency:** Arizona Department of Housing

	FY 2024 Actuals	FY 2025 Expenditure Plan	FY 2026 Funding Issue	FY 2026 Total Request
<b>Program:</b> HDA-1-0 Department of Housing				
<b>Fund:</b> HD3888 Housing Shelter and Services Fund				
Non-Capital Equipment	-	-	-	-
<b>Expenditure Categories Total:</b>	5,052.3	-	-	-
<b>Housing Shelter and Services Fund Total:</b>	5,052.3	-	-	-

**Fund:** HD8610 Home ARPA Fund

**Non-Appropriated**

Personal Services	-	-	-	-
Employee Related Expenditures	-	-	-	-
<b>Subtotal Personal Services and ERE</b>	-	-	-	-
Professional & Outside Services	22.9	24.1	-	24.1
Travel In-State	-	-	-	-
Travel Out-Of-State	-	-	-	-
Aid To Organizations & Individuals	5,238.0	5,238.0	-	5,238.0
Other Operating Expenditures	-	-	-	-
Capital Equipment	-	-	-	-
Non-Capital Equipment	-	-	-	-
<b>Expenditure Categories Total:</b>	5,260.9	5,262.1	-	5,262.1
<b>Home ARPA Fund Total:</b>	5,260.9	5,262.1	-	5,262.1

**Fund:** HD9919 Housing Stability Counseling Fund

**Non-Appropriated**

Personal Services	7.2	9.4	-	9.4
Employee Related Expenditures	3.2	4.2	-	4.2
<b>Subtotal Personal Services and ERE</b>	10.4	13.6	-	13.6
Professional & Outside Services	-	-	-	-
Travel In-State	-	-	-	-
Travel Out-Of-State	-	-	-	-
Aid To Organizations & Individuals	311.9	-	-	-
Other Operating Expenditures	-	-	-	-

## Program Budget Unit Summary of Expenditure and Budget Request for Selected Funds

<b>Agency:</b>	Arizona Department of Housing
----------------	-------------------------------

	FY 2024 Actuals	FY 2025 Expenditure Plan	FY 2026 Funding Issue	FY 2026 Total Request
<b>Program: HDA-1-0 Department of Housing</b>				
<b>Fund: HD9919 Housing Stability Counseling Fund</b>				
Capital Equipment	-	-	-	-
Non-Capital Equipment	-	-	-	-
<b>Expenditure Categories Total:</b>	322.3	13.6	-	13.6
<b>Housing Stability Counseling Fund Total:</b>	322.3	13.6	-	13.6
<b>Sub Program Total for Select Funds:</b>	468,639.0	248,290.2	40,000.0	288,290.2

## Program Summary of Expenditure and Budget Request

**Agency:** Arizona Department of Housing

**Program:** Department of Housing

<b>Program Summary</b>		<b>FY 2024 Actuals</b>	<b>FY 2025 Expenditure Plan</b>	<b>FY 2026 Funding Issue</b>	<b>FY 2026 Total Request</b>
HDA-1-1	Department of Housing	468,639.0	248,290.2	40,000.0	288,290.2
<b>Department of Housing Summary Total:</b>		<b>468,639.0</b>	<b>248,290.2</b>	<b>40,000.0</b>	<b>288,290.2</b>

<b>Expenditure Categories</b>		<b>FY 2024 Actuals</b>	<b>FY 2025 Expenditure Plan</b>	<b>FY 2026 Funding Issue</b>	<b>FY 2026 Total Request</b>
FTE	FTE	88.0	103.0	-	103.0
6000	Personal Services	2,467.7	7,922.6	-	7,922.6
6100	Employee Related Expenditures	2,376.6	2,976.8	-	2,976.8
<b>Subtotal Personal Services and ERE</b>		<b>4,844.3</b>	<b>10,899.4</b>	<b>-</b>	<b>10,899.4</b>
6200	Professional & Outside Services	2,758.3	1,299.5	-	1,299.5
6500	Travel In-State	171.2	213.9	-	213.9
6600	Travel Out-Of-State	39.9	50.5	-	50.5
6800	Aid To Organizations & Individuals	455,507.3	233,794.5	40,000.0	273,794.5
7000	Other Operating Expenditures	2,603.2	1,883.4	-	1,883.4
8400	Capital Equipment	126.9	-	-	-
8500	Non-Capital Equipment	2,588.0	149.0	-	149.0
<b>Expenditure Categories Total:</b>		<b>468,639.0</b>	<b>248,290.2</b>	<b>40,000.0</b>	<b>288,290.2</b>

<b>Fund Source</b>		<b>FY 2024 Actuals</b>	<b>FY 2025 Expenditure Plan</b>	<b>FY 2026 Funding Issue</b>	<b>FY 2026 Total Request</b>
<b>Appropriated Funds</b>					
AA1000	General Fund (Appropriated)	196,900.0	15,000.0	40,000.0	55,000.0
HD2235	Housing Trust Fund (Appropriated)	371.1	388.8	-	388.8
HD3888	Housing Shelter and Services Fund (Appropriated)	0.0	-	-	-
<b>Appropriated Funds Total:</b>		<b>197,271.1</b>	<b>15,388.8</b>	<b>40,000.0</b>	<b>55,388.8</b>
<b>Non-Appropriated Funds</b>					
HD1410	Home Investment Partnership Act Fund (Non-Appropriated)	14,640.6	14,839.4	-	14,839.4
HD2000	Federal Grants Fund (Non-Appropriated)	105,061.6	105,495.9	-	105,495.9
HD2159	DPS-FBI Fingerprint Fund (Non-Appropriated)	6.5	6.8	-	6.8
HD2200	Arizona Department of Housing Program Fund (Non-Appropriated)	7,166.9	12,640.6	-	12,640.6
HD2235	Housing Trust Fund (Non-Appropriated)	47,355.6	47,356.0	-	47,356.0
HD2237	Mobile Home Relocation Fund (Non-Appropriated)	500.1	509.5	-	509.5
HD2500	IGA and ISA Fund (Non-Appropriated)	6,023.0	6,023.1	-	6,023.1



## Program Summary of Expenditure and Budget Request

**Agency:** Arizona Department of Housing

**Program:** Department of Housing

		FY 2024 Actuals	FY 2025 Expenditure Plan	FY 2026 Funding Issue	FY 2026 Total Request
<b>Non-Appropriated Funds</b>					
HD2976	CDBG-CV CARES Act Fund (Non-Appropriated)	3,299.9	1,963.2	-	1,963.2
HD2985	Coronavirus State and Local Fiscal Recovery Fund (Non-Appropriated)	16,392.7	37,906.3	-	37,906.3
HD2986	Homeowner Assistance Fund (Non-Appropriated)	59,937.8	530.1	-	530.1
HD3090	Manufactured Housing Consumer Recovery Fund (Non-Appropriated)	47.5	49.9	-	49.9
HD3202	Housing Choice Voucher Emergency Housing Fund (Non-Appropriated)	300.2	304.9	-	304.9
HD3888	Housing Shelter and Services Fund (Non-Appropriated)	5,052.3	-	-	-
HD8610	Home ARPA Fund (Non-Appropriated)	5,260.9	5,262.1	-	5,262.1
HD9919	Housing Stability Counseling Fund (Non-Appropriated)	322.3	13.6	-	13.6
<b>Non-Appropriated Funds Total:</b>		<b>271,367.9</b>	<b>232,901.4</b>	<b>-</b>	<b>232,901.4</b>
<b>Department of Housing Summary Total:</b>		<b>468,639.0</b>	<b>248,290.2</b>	<b>40,000.0</b>	<b>288,290.2</b>

## Program Summary of Expenditure and Budget Request for Selected Funds

**Agency:** Arizona Department of Housing

**Program:** Department of Housing

**Fund:** AA1000 General Fund (Appropriated)

<b>Program Expenditures</b>		FY 2024 Actuals	FY 2025 Expenditure Plan	FY 2026 Funding Issue	FY 2026 Total Request
HDA-1-1	Department of Housing	196,900.0	15,000.0	40,000.0	55,000.0
<b>General Fund (Appropriated) Summary Total:</b>		<b>196,900.0</b>	<b>15,000.0</b>	<b>40,000.0</b>	<b>55,000.0</b>
<b>Appropriated Funding</b>					
6000	Personal Services	-	-	-	-
6100	Employee Related Expenditures	-	-	-	-
<b>Subtotal Personal Services and ERE</b>		<b>-</b>	<b>-</b>	<b>-</b>	<b>-</b>
6200	Professional & Outside Services	-	-	-	-
6500	Travel In-State	-	-	-	-
6600	Travel Out-Of-State	-	-	-	-
6800	Aid To Organizations & Individuals	196,900.0	15,000.0	40,000.0	55,000.0
7000	Other Operating Expenditures	-	-	-	-
8400	Capital Equipment	-	-	-	-
8500	Non-Capital Equipment	-	-	-	-
<b>Expenditure Categories Total:</b>		<b>196,900.0</b>	<b>15,000.0</b>	<b>40,000.0</b>	<b>55,000.0</b>
<b>Fund AA1000 - A Total:</b>		<b>196,900.0</b>	<b>15,000.0</b>	<b>40,000.0</b>	<b>55,000.0</b>

## Program Summary of Expenditure and Budget Request for Selected Funds

<b>Agency:</b>	<b>Arizona Department of Housing</b>
<b>Program:</b>	<b>Department of Housing</b>
<b>Fund:</b>	<b>HD1410 Home Investment Partnership Act Fund (Non-Appropriated)</b>

<b>Program Expenditures</b>	<b>FY 2024 Actuals</b>	<b>FY 2025 Expenditure Plan</b>	<b>FY 2026 Funding Issue</b>	<b>FY 2026 Total Request</b>
HDA-1-1 Department of Housing	14,640.6	14,839.4	-	14,839.4
<b>Home Investment Partnership Act Fund (Non-Appropriated) Summary Total:</b>	<b>14,640.6</b>	<b>14,839.4</b>	-	<b>14,839.4</b>
<b>Non-Appropriated Funding</b>				
6000 Personal Services	462.9	601.7	-	601.7
6100 Employee Related Expenditures	179.1	232.8	-	232.8
<b>Subtotal Personal Services and ERE</b>	<b>641.9</b>	<b>834.5</b>	-	<b>834.5</b>
6200 Professional & Outside Services	5.6	5.9	-	5.9
6500 Travel In-State	8.4	10.9	-	10.9
6600 Travel Out-Of-State	-	-	-	-
6800 Aid To Organizations & Individuals	13,912.3	13,912.3	-	13,912.3
7000 Other Operating Expenditures	68.6	72.0	-	72.0
8400 Capital Equipment	-	-	-	-
8500 Non-Capital Equipment	3.7	3.8	-	3.8
<b>Expenditure Categories Total:</b>	<b>14,640.6</b>	<b>14,839.4</b>	-	<b>14,839.4</b>
<b>Fund HD1410 - N Total:</b>	14,640.6	14,839.4	-	14,839.4

## Program Summary of Expenditure and Budget Request for Selected Funds

<b>Agency:</b>	<b>Arizona Department of Housing</b>
<b>Program:</b>	<b>Department of Housing</b>
<b>Fund:</b>	<b>HD2000 Federal Grants Fund (Non-Appropriated)</b>

<b>Program Expenditures</b>	<b>FY 2024 Actuals</b>	<b>FY 2025 Expenditure Plan</b>	<b>FY 2026 Funding Issue</b>	<b>FY 2026 Total Request</b>
HDA-1-1 Department of Housing	105,061.6	105,495.9	-	105,495.9
<b>Federal Grants Fund (Non-Appropriated)</b>	<b>105,061.6</b>	<b>105,495.9</b>	-	<b>105,495.9</b>
<b>Summary Total:</b>	<b>105,061.6</b>	<b>105,495.9</b>	-	<b>105,495.9</b>
<b>Non-Appropriated Funding</b>				
6000 Personal Services	1,072.3	1,394.0	-	1,394.0
6100 Employee Related Expenditures	416.8	541.8	-	541.8
<b>Subtotal Personal Services and ERE</b>	<b>1,489.0</b>	<b>1,935.8</b>	-	<b>1,935.8</b>
6200 Professional & Outside Services	129.2	78.5	-	78.5
6500 Travel In-State	36.0	45.6	-	45.6
6600 Travel Out-Of-State	6.4	7.0	-	7.0
6800 Aid To Organizations & Individuals	103,074.5	103,098.5	-	103,098.5
7000 Other Operating Expenditures	310.4	314.0	-	314.0
8400 Capital Equipment	-	-	-	-
8500 Non-Capital Equipment	16.0	16.5	-	16.5
<b>Expenditure Categories Total:</b>	<b>105,061.6</b>	<b>105,495.9</b>	-	<b>105,495.9</b>
<b>Fund HD2000 - N Total:</b>	<b>105,061.6</b>	<b>105,495.9</b>	-	<b>105,495.9</b>

## Program Summary of Expenditure and Budget Request for Selected Funds

<b>Agency:</b>	<b>Arizona Department of Housing</b>
<b>Program:</b>	<b>Department of Housing</b>
<b>Fund:</b>	<b>HD2159 DPS-FBI Fingerprint Fund (Non-Appropriated)</b>

<b>Program Expenditures</b>	FY 2024 Actuals	FY 2025 Expenditure Plan	FY 2026 Funding Issue	FY 2026 Total Request
HDA-1-1 Department of Housing	6.5	6.8	-	6.8
<b>DPS-FBI Fingerprint Fund (Non-Appropriated)</b>	<b>6.5</b>	<b>6.8</b>	-	<b>6.8</b>
<b>Summary Total:</b>				
<b>Non-Appropriated Funding</b>				
6000 Personal Services	-	-	-	-
6100 Employee Related Expenditures	-	-	-	-
<b>Subtotal Personal Services and ERE</b>	<b>-</b>	<b>-</b>	<b>-</b>	<b>-</b>
6200 Professional & Outside Services	-	-	-	-
6500 Travel In-State	-	-	-	-
6600 Travel Out-Of-State	-	-	-	-
6800 Aid To Organizations & Individuals	-	-	-	-
7000 Other Operating Expenditures	6.5	6.8	-	6.8
8400 Capital Equipment	-	-	-	-
8500 Non-Capital Equipment	-	-	-	-
<b>Expenditure Categories Total:</b>	<b>6.5</b>	<b>6.8</b>	<b>-</b>	<b>6.8</b>
<b>Fund HD2159 - N Total:</b>	<b>6.5</b>	<b>6.8</b>	<b>-</b>	<b>6.8</b>

## Program Summary of Expenditure and Budget Request for Selected Funds

<b>Agency:</b>	<b>Arizona Department of Housing</b>
<b>Program:</b>	<b>Department of Housing</b>
<b>Fund:</b>	<b>HD2200 Arizona Department of Housing Program Fund (Non-Appropriated)</b>

<b>Program Expenditures</b>	<b>FY 2024 Actuals</b>	<b>FY 2025 Expenditure Plan</b>	<b>FY 2026 Funding Issue</b>	<b>FY 2026 Total Request</b>
HDA-1-1 Department of Housing	7,166.9	12,640.6	-	12,640.6
<b>Arizona Department of Housing Program Fund (Non-Appropriated) Summary Total:</b>	<b>7,166.9</b>	<b>12,640.6</b>	-	<b>12,640.6</b>
<b>Non-Appropriated Funding</b>				
6000 Personal Services	415.5	5,401.9	-	5,401.9
6100 Employee Related Expenditures	1,572.0	2,043.6	-	2,043.6
<b>Subtotal Personal Services and ERE</b>	<b>1,987.5</b>	<b>7,445.5</b>	-	<b>7,445.5</b>
6200 Professional & Outside Services	996.9	1,046.7	-	1,046.7
6500 Travel In-State	114.6	149.0	-	149.0
6600 Travel Out-Of-State	33.5	43.5	-	43.5
6800 Aid To Organizations & Individuals	2,856.9	2,856.9	-	2,856.9
7000 Other Operating Expenditures	968.5	1,016.9	-	1,016.9
8400 Capital Equipment	126.9	-	-	-
8500 Non-Capital Equipment	82.1	82.1	-	82.1
<b>Expenditure Categories Total:</b>	<b>7,166.9</b>	<b>12,640.6</b>	-	<b>12,640.6</b>
<b>Fund HD2200 - N Total:</b>	<b>7,166.9</b>	<b>12,640.6</b>	<b>-</b>	<b>12,640.6</b>

## Program Summary of Expenditure and Budget Request for Selected Funds

<b>Agency:</b>	<b>Arizona Department of Housing</b>
<b>Program:</b>	<b>Department of Housing</b>
<b>Fund:</b>	<b>HD2235 Housing Trust Fund (Appropriated)</b>

<b>Program Expenditures</b>	<b>FY 2024 Actuals</b>	<b>FY 2025 Expenditure Plan</b>	<b>FY 2026 Funding Issue</b>	<b>FY 2026 Total Request</b>
HDA-1-1 Department of Housing	371.1	388.8	-	388.8
<b>Housing Trust Fund (Appropriated) Summary Total:</b>	<b>371.1</b>	<b>388.8</b>	-	<b>388.8</b>
<b>Appropriated Funding</b>				
6000 Personal Services	234.1	309.3	-	309.3
6100 Employee Related Expenditures	88.8	69.1	-	69.1
<b>Subtotal Personal Services and ERE</b>	<b>323.0</b>	<b>378.4</b>	-	<b>378.4</b>
6200 Professional & Outside Services	6.3	-	-	-
6500 Travel In-State	5.3	-	-	-
6600 Travel Out-Of-State	-	-	-	-
6800 Aid To Organizations & Individuals	-	-	-	-
7000 Other Operating Expenditures	32.7	10.4	-	10.4
8400 Capital Equipment	-	-	-	-
8500 Non-Capital Equipment	3.9	-	-	-
<b>Expenditure Categories Total:</b>	<b>371.1</b>	<b>388.8</b>	-	<b>388.8</b>
<b>Fund HD2235 - A Total:</b>	<b>371.1</b>	<b>388.8</b>	-	<b>388.8</b>

## Program Summary of Expenditure and Budget Request for Selected Funds

<b>Agency:</b>	<b>Arizona Department of Housing</b>
<b>Program:</b>	<b>Department of Housing</b>
<b>Fund:</b>	<b>HD2235 Housing Trust Fund (Non-Appropriated)</b>

<b>Program Expenditures</b>	FY 2024 Actuals	FY 2025 Expenditure Plan	FY 2026 Funding Issue	FY 2026 Total Request
HDA-1-1 Department of Housing	47,355.6	47,356.0	-	47,356.0
<b>Housing Trust Fund (Non-Appropriated)</b>	<b>47,355.6</b>	<b>47,356.0</b>	-	<b>47,356.0</b>
<b>Summary Total:</b>	<b>47,355.6</b>	<b>47,356.0</b>	-	<b>47,356.0</b>
<b>Non-Appropriated Funding</b>				
6000 Personal Services	-	-	-	-
6100 Employee Related Expenditures	-	-	-	-
<b>Subtotal Personal Services and ERE</b>	-	-	-	-
6200 Professional & Outside Services	7.6	8.0	-	8.0
6500 Travel In-State	-	-	-	-
6600 Travel Out-Of-State	-	-	-	-
6800 Aid To Organizations & Individuals	47,303.5	47,303.5	-	47,303.5
7000 Other Operating Expenditures	-	-	-	-
8400 Capital Equipment	-	-	-	-
8500 Non-Capital Equipment	44.5	44.5	-	44.5
<b>Expenditure Categories Total:</b>	<b>47,355.6</b>	<b>47,356.0</b>	-	<b>47,356.0</b>
<b>Fund HD2235 - N Total:</b>	47,355.6	47,356.0	-	47,356.0



## Program Summary of Expenditure and Budget Request for Selected Funds

<b>Agency:</b>	<b>Arizona Department of Housing</b>
<b>Program:</b>	<b>Department of Housing</b>
<b>Fund:</b>	<b>HD2237 Mobile Home Relocation Fund (Non-Appropriated)</b>

<b>Program Expenditures</b>	<b>FY 2024 Actuals</b>	<b>FY 2025 Expenditure Plan</b>	<b>FY 2026 Funding Issue</b>	<b>FY 2026 Total Request</b>
HDA-1-1 Department of Housing	500.1	509.5	-	509.5
<b>Mobile Home Relocation Fund (Non-Appropriated) Summary Total:</b>	<b>500.1</b>	<b>509.5</b>	-	<b>509.5</b>
<b>Non-Appropriated Funding</b>				
6000 Personal Services	9.4	12.3	-	12.3
6100 Employee Related Expenditures	4.8	9.1	-	9.1
<b>Subtotal Personal Services and ERE</b>	<b>14.3</b>	<b>21.4</b>	-	<b>21.4</b>
6200 Professional & Outside Services	0.1	0.1	-	0.1
6500 Travel In-State	6.5	8.4	-	8.4
6600 Travel Out-Of-State	-	-	-	-
6800 Aid To Organizations & Individuals	473.4	473.4	-	473.4
7000 Other Operating Expenditures	5.4	5.7	-	5.7
8400 Capital Equipment	-	-	-	-
8500 Non-Capital Equipment	0.5	0.5	-	0.5
<b>Expenditure Categories Total:</b>	<b>500.1</b>	<b>509.5</b>	-	<b>509.5</b>
<b>Fund HD2237 - N Total:</b>	<b>500.1</b>	<b>509.5</b>	-	<b>509.5</b>

## Program Summary of Expenditure and Budget Request for Selected Funds

<b>Agency:</b>	<b>Arizona Department of Housing</b>
<b>Program:</b>	<b>Department of Housing</b>
<b>Fund:</b>	<b>HD2500 IGA and ISA Fund (Non-Appropriated)</b>

<b>Program Expenditures</b>	<b>FY 2024 Actuals</b>	<b>FY 2025 Expenditure Plan</b>	<b>FY 2026 Funding Issue</b>	<b>FY 2026 Total Request</b>
HDA-1-1 Department of Housing	6,023.0	6,023.1	-	6,023.1
<b>IGA and ISA Fund (Non-Appropriated) Summary Total:</b>	<b>6,023.0</b>	<b>6,023.1</b>	-	<b>6,023.1</b>
<b>Non-Appropriated Funding</b>				
6000 Personal Services	132.8	132.8	-	132.8
6100 Employee Related Expenditures	52.5	52.5	-	52.5
<b>Subtotal Personal Services and ERE</b>	<b>185.3</b>	<b>185.3</b>	-	<b>185.3</b>
6200 Professional & Outside Services	-	-	-	-
6500 Travel In-State	-	-	-	-
6600 Travel Out-Of-State	-	-	-	-
6800 Aid To Organizations & Individuals	5,816.0	5,816.0	-	5,816.0
7000 Other Operating Expenditures	21.8	21.8	-	21.8
8400 Capital Equipment	-	-	-	-
8500 Non-Capital Equipment	-	-	-	-
<b>Expenditure Categories Total:</b>	<b>6,023.0</b>	<b>6,023.1</b>	-	<b>6,023.1</b>
<b>Fund HD2500 - N Total:</b>	<b>6,023.0</b>	<b>6,023.1</b>	-	<b>6,023.1</b>

## Program Summary of Expenditure and Budget Request for Selected Funds

<b>Agency:</b>	Arizona Department of Housing
<b>Program:</b>	Department of Housing
<b>Fund:</b>	HD2976 CDBG-CV CARES Act Fund (Non-Appropriated)

<b>Program Expenditures</b>	FY 2024 Actuals	FY 2025 Expenditure Plan	FY 2026 Funding Issue	FY 2026 Total Request
HDA-1-1 Department of Housing	3,299.9	1,963.2	-	1,963.2
<b>CDBG-CV CARES Act Fund (Non-Appropriated)</b>	<b>3,299.9</b>	<b>1,963.2</b>	-	<b>1,963.2</b>
<b>Summary Total:</b>				
<b>Non-Appropriated Funding</b>				
6000 Personal Services	3.1	4.0	-	4.0
6100 Employee Related Expenditures	1.0	1.3	-	1.3
<b>Subtotal Personal Services and ERE</b>	<b>4.1</b>	<b>5.3</b>	-	<b>5.3</b>
6200 Professional & Outside Services	-	-	-	-
6500 Travel In-State	0.0	-	-	-
6600 Travel Out-Of-State	-	-	-	-
6800 Aid To Organizations & Individuals	3,295.8	1,957.9	-	1,957.9
7000 Other Operating Expenditures	-	-	-	-
8400 Capital Equipment	-	-	-	-
8500 Non-Capital Equipment	-	-	-	-
<b>Expenditure Categories Total:</b>	<b>3,299.9</b>	<b>1,963.2</b>	-	<b>1,963.2</b>
<b>Fund HD2976 - N Total:</b>	3,299.9	1,963.2	-	1,963.2

## Program Summary of Expenditure and Budget Request for Selected Funds

<b>Agency:</b>	<b>Arizona Department of Housing</b>
<b>Program:</b>	<b>Department of Housing</b>
<b>Fund:</b>	<b>HD2985 Coronavirus State and Local Fiscal Recovery Fund (Non-Appropriated)</b>

<b>Program Expenditures</b>	<b>FY 2024 Actuals</b>	<b>FY 2025 Expenditure Plan</b>	<b>FY 2026 Funding Issue</b>	<b>FY 2026 Total Request</b>
HDA-1-1 Department of Housing	16,392.7	37,906.3	-	37,906.3
<b>Coronavirus State and Local Fiscal Recovery Fund (Non-Appropriated) Summary Total:</b>	<b>16,392.7</b>	<b>37,906.3</b>	-	<b>37,906.3</b>
<b>Non-Appropriated Funding</b>				
6000 Personal Services	-	-	-	-
6100 Employee Related Expenditures	-	-	-	-
<b>Subtotal Personal Services and ERE</b>	<b>-</b>	<b>-</b>	<b>-</b>	<b>-</b>
6200 Professional & Outside Services	-	-	-	-
6500 Travel In-State	-	-	-	-
6600 Travel Out-Of-State	-	-	-	-
6800 Aid To Organizations & Individuals	16,392.7	37,906.3	-	37,906.3
7000 Other Operating Expenditures	-	-	-	-
8400 Capital Equipment	-	-	-	-
8500 Non-Capital Equipment	-	-	-	-
<b>Expenditure Categories Total:</b>	<b>16,392.7</b>	<b>37,906.3</b>	-	<b>37,906.3</b>
<b>Fund HD2985 - N Total:</b>	<b>16,392.7</b>	<b>37,906.3</b>	-	<b>37,906.3</b>

## Program Summary of Expenditure and Budget Request for Selected Funds

<b>Agency:</b>	<b>Arizona Department of Housing</b>
<b>Program:</b>	<b>Department of Housing</b>
<b>Fund:</b>	<b>HD2986 Homeowner Assistance Fund (Non-Appropriated)</b>

<b>Program Expenditures</b>	<b>FY 2024 Actuals</b>	<b>FY 2025 Expenditure Plan</b>	<b>FY 2026 Funding Issue</b>	<b>FY 2026 Total Request</b>
HDA-1-1 Department of Housing	59,937.8	530.1	-	530.1
<b>Homeowner Assistance Fund (Non-Appropriated)</b>	<b>59,937.8</b>	<b>530.1</b>	-	<b>530.1</b>
<b>Summary Total:</b>				
<b>Non-Appropriated Funding</b>				
6000 Personal Services	126.4	52.0	-	52.0
6100 Employee Related Expenditures	56.8	20.3	-	20.3
<b>Subtotal Personal Services and ERE</b>	<b>183.2</b>	<b>72.3</b>	-	<b>72.3</b>
6200 Professional & Outside Services	1,529.3	72.8	-	72.8
6500 Travel In-State	0.3	-	-	-
6600 Travel Out-Of-State	-	-	-	-
6800 Aid To Organizations & Individuals	54,648.3	-	-	-
7000 Other Operating Expenditures	1,141.1	385.0	-	385.0
8400 Capital Equipment	-	-	-	-
8500 Non-Capital Equipment	2,435.6	-	-	-
<b>Expenditure Categories Total:</b>	<b>59,937.8</b>	<b>530.1</b>	-	<b>530.1</b>
<b>Fund HD2986 - N Total:</b>	<b>59,937.8</b>	<b>530.1</b>	-	<b>530.1</b>

## Program Summary of Expenditure and Budget Request for Selected Funds

<b>Agency:</b>	<b>Arizona Department of Housing</b>
<b>Program:</b>	<b>Department of Housing</b>
<b>Fund:</b>	<b>HD3090 Manufactured Housing Consumer Recovery Fund (Non-Appropriated)</b>

	FY 2024 Actuals	FY 2025 Expenditure Plan	FY 2026 Funding Issue	FY 2026 Total Request
<b>Program Expenditures</b>				
HDA-1-1 Department of Housing	47.5	49.9	-	49.9
<b>Manufactured Housing Consumer Recovery Fund (Non-Appropriated) Summary Total:</b>	<b>47.5</b>	<b>49.9</b>	<b>-</b>	<b>49.9</b>
<b>Non-Appropriated Funding</b>				
6000 Personal Services	-	-	-	-
6100 Employee Related Expenditures	-	-	-	-
<b>Subtotal Personal Services and ERE</b>	<b>-</b>	<b>-</b>	<b>-</b>	<b>-</b>
6200 Professional & Outside Services	-	-	-	-
6500 Travel In-State	-	-	-	-
6600 Travel Out-Of-State	-	-	-	-
6800 Aid To Organizations & Individuals	-	-	-	-
7000 Other Operating Expenditures	47.5	49.9	-	49.9
8400 Capital Equipment	-	-	-	-
8500 Non-Capital Equipment	-	-	-	-
<b>Expenditure Categories Total:</b>	<b>47.5</b>	<b>49.9</b>	<b>-</b>	<b>49.9</b>
<b>Fund HD3090 - N Total:</b>	<b>47.5</b>	<b>49.9</b>	<b>-</b>	<b>49.9</b>

## Program Summary of Expenditure and Budget Request for Selected Funds

<b>Agency:</b>	<b>Arizona Department of Housing</b>
<b>Program:</b>	<b>Department of Housing</b>
<b>Fund:</b>	<b>HD3202 Housing Choice Voucher Emergency Housing Fund (Non-Appropriated)</b>

<b>Program Expenditures</b>	<b>FY 2024 Actuals</b>	<b>FY 2025 Expenditure Plan</b>	<b>FY 2026 Funding Issue</b>	<b>FY 2026 Total Request</b>
HDA-1-1 Department of Housing	300.2	304.9	-	304.9
<b>Housing Choice Voucher Emergency Housing Fund (Non-Appropriated) Summary Total:</b>	<b>300.2</b>	<b>304.9</b>	-	<b>304.9</b>
<b>Non-Appropriated Funding</b>				
6000 Personal Services	4.0	5.2	-	5.2
6100 Employee Related Expenditures	1.6	2.1	-	2.1
<b>Subtotal Personal Services and ERE</b>	<b>5.7</b>	<b>7.3</b>	-	<b>7.3</b>
6200 Professional & Outside Services	60.4	63.4	-	63.4
6500 Travel In-State	0.0	-	-	-
6600 Travel Out-Of-State	-	-	-	-
6800 Aid To Organizations & Individuals	231.7	231.7	-	231.7
7000 Other Operating Expenditures	0.8	0.9	-	0.9
8400 Capital Equipment	-	-	-	-
8500 Non-Capital Equipment	1.6	1.6	-	1.6
<b>Expenditure Categories Total:</b>	<b>300.2</b>	<b>304.9</b>	-	<b>304.9</b>
<b>Fund HD3202 - N Total:</b>	<b>300.2</b>	<b>304.9</b>	-	<b>304.9</b>

## Program Summary of Expenditure and Budget Request for Selected Funds

<b>Agency:</b>	<b>Arizona Department of Housing</b>
<b>Program:</b>	<b>Department of Housing</b>
<b>Fund:</b>	<b>HD3888 Housing Shelter and Services Fund (Appropriated)</b>

	FY 2024 Actuals	FY 2025 Expenditure Plan	FY 2026 Funding Issue	FY 2026 Total Request
<b>Program Expenditures</b>				
HDA-1-1 Department of Housing	0.0	-	-	-
<b>Housing Shelter and Services Fund (Appropriated) Summary Total:</b>	<b>0.0</b>	-	-	-
<b>Appropriated Funding</b>				
6000 Personal Services	0.0	-	-	-
6100 Employee Related Expenditures	-	-	-	-
<b>Subtotal Personal Services and ERE</b>	<b>0.0</b>	-	-	-
6200 Professional & Outside Services	-	-	-	-
6500 Travel In-State	-	-	-	-
6600 Travel Out-Of-State	-	-	-	-
6800 Aid To Organizations & Individuals	-	-	-	-
7000 Other Operating Expenditures	-	-	-	-
8400 Capital Equipment	-	-	-	-
8500 Non-Capital Equipment	-	-	-	-
<b>Expenditure Categories Total:</b>	<b>0.0</b>	-	-	-
<b>Fund HD3888 - A Total:</b>	<b>0.0</b>	-	-	-



## Program Summary of Expenditure and Budget Request for Selected Funds

<b>Agency:</b>	<b>Arizona Department of Housing</b>
<b>Program:</b>	<b>Department of Housing</b>
<b>Fund:</b>	<b>HD3888 Housing Shelter and Services Fund (Non-Appropriated)</b>

	FY 2024 Actuals	FY 2025 Expenditure Plan	FY 2026 Funding Issue	FY 2026 Total Request
<b>Program Expenditures</b>				
HDA-1-1 Department of Housing	5,052.3	-	-	-
<b>Housing Shelter and Services Fund (Non-Appropriated) Summary Total:</b>	<b>5,052.3</b>	-	-	-
<b>Non-Appropriated Funding</b>				
6000 Personal Services	-	-	-	-
6100 Employee Related Expenditures	-	-	-	-
<b>Subtotal Personal Services and ERE</b>	-	-	-	-
6200 Professional & Outside Services	-	-	-	-
6500 Travel In-State	-	-	-	-
6600 Travel Out-Of-State	-	-	-	-
6800 Aid To Organizations & Individuals	5,052.3	-	-	-
7000 Other Operating Expenditures	-	-	-	-
8400 Capital Equipment	-	-	-	-
8500 Non-Capital Equipment	-	-	-	-
<b>Expenditure Categories Total:</b>	<b>5,052.3</b>	-	-	-
<b>Fund HD3888 - N Total:</b>	<b>5,052.3</b>	-	-	-

## Program Summary of Expenditure and Budget Request for Selected Funds

<b>Agency:</b>	<b>Arizona Department of Housing</b>
<b>Program:</b>	<b>Department of Housing</b>
<b>Fund:</b>	<b>HD8610 Home ARPA Fund (Non-Appropriated)</b>

<b>Program Expenditures</b>	FY 2024 Actuals	FY 2025 Expenditure Plan	FY 2026 Funding Issue	FY 2026 Total Request
HDA-1-1 Department of Housing	5,260.9	5,262.1	-	5,262.1
<b>Home ARPA Fund (Non-Appropriated) Summary Total:</b>	<b>5,260.9</b>	<b>5,262.1</b>	-	<b>5,262.1</b>
<b>Non-Appropriated Funding</b>				
6000 Personal Services	-	-	-	-
6100 Employee Related Expenditures	-	-	-	-
<b>Subtotal Personal Services and ERE</b>	-	-	-	-
6200 Professional & Outside Services	22.9	24.1	-	24.1
6500 Travel In-State	-	-	-	-
6600 Travel Out-Of-State	-	-	-	-
6800 Aid To Organizations & Individuals	5,238.0	5,238.0	-	5,238.0
7000 Other Operating Expenditures	-	-	-	-
8400 Capital Equipment	-	-	-	-
8500 Non-Capital Equipment	-	-	-	-
<b>Expenditure Categories Total:</b>	<b>5,260.9</b>	<b>5,262.1</b>	-	<b>5,262.1</b>
<b>Fund HD8610 - N Total:</b>	5,260.9	5,262.1	-	5,262.1

## Program Summary of Expenditure and Budget Request for Selected Funds

<b>Agency:</b>	<b>Arizona Department of Housing</b>
<b>Program:</b>	<b>Department of Housing</b>
<b>Fund:</b>	<b>HD9919 Housing Stability Counseling Fund (Non-Appropriated)</b>

	FY 2024 Actuals	FY 2025 Expenditure Plan	FY 2026 Funding Issue	FY 2026 Total Request
<b>Program Expenditures</b>				
HDA-1-1 Department of Housing	322.3	13.6	-	13.6
<b>Housing Stability Counseling Fund (Non-Appropriated) Summary Total:</b>	<b>322.3</b>	<b>13.6</b>	-	<b>13.6</b>
<b>Non-Appropriated Funding</b>				
6000 Personal Services	7.2	9.4	-	9.4
6100 Employee Related Expenditures	3.2	4.2	-	4.2
<b>Subtotal Personal Services and ERE</b>	<b>10.4</b>	<b>13.6</b>	-	<b>13.6</b>
6200 Professional & Outside Services	-	-	-	-
6500 Travel In-State	-	-	-	-
6600 Travel Out-Of-State	-	-	-	-
6800 Aid To Organizations & Individuals	311.9	-	-	-
7000 Other Operating Expenditures	-	-	-	-
8400 Capital Equipment	-	-	-	-
8500 Non-Capital Equipment	-	-	-	-
<b>Expenditure Categories Total:</b>	<b>322.3</b>	<b>13.6</b>	-	<b>13.6</b>
<b>Fund HD9919 - N Total:</b>	322.3	13.6	-	13.6
<b>Department of Housing Total:</b>	468,639.0	248,290.2	40,000.0	288,290.2

## Program Expenditure Schedule

**Agency:** Arizona Department of Housing

	FY 2024 Actuals	FY 2025 Expenditure Plan	FY 2026 Funding Issue	FY 2026 Total Request
--	--------------------	--------------------------------	-----------------------------	-----------------------------

**Program:** HDA-1-0 Department of Housing

<b>FTE</b>	88.0	103.0	-	103.0
<b>Expenditure Category Total:</b>	-	-	-	-

**Fund Source**

**Appropriated Funds**

HD2235 Housing Trust Fund (Appropriated)	-	3.0	-	3.0
<b>Appropriated Funds Total:</b>	-	3.0	-	3.0

**Non-Appropriated Funds**

HD1410 Home Investment Partnership Act Fund (Non-Appropriated)	5.4	7.0	-	7.0
HD2000 Federal Grants Fund (Non-Appropriated)	10.3	17.3	-	17.3
HD2200 Arizona Department of Housing Program Fund (Non-Appropriated)	64.7	73.0	-	73.0
HD2235 Housing Trust Fund (Non-Appropriated)	3.0	-	-	-
HD2237 Mobile Home Relocation Fund (Non-Appropriated)	1.1	0.4	-	0.4
HD2500 IGA and ISA Fund (Non-Appropriated)	1.2	2.0	-	2.0
HD2986 Homeowner Assistance Fund (Non-Appropriated)	2.4	-	-	-
HD3202 Housing Choice Voucher Emergency Housing Fund (Non-Appropriated)	-	0.4	-	0.4
<b>Non-Appropriated Funds Total:</b>	<b>88.0</b>	<b>100.0</b>	-	<b>100.0</b>
<b>Fund Source Total:</b>	<b>88.0</b>	<b>103.0</b>	-	<b>103.0</b>

**Personal Services**

Personal Services	2,467.7	7,922.6	-	7,922.6
<b>Expenditure Category Total:</b>	<b>2,467.7</b>	<b>7,922.6</b>	-	<b>7,922.6</b>

**Fund Source**

**Appropriated Funds**

HD2235 Housing Trust Fund (Appropriated)	234.1	309.3	-	309.3
HD3888 Housing Shelter and Services Fund (Appropriated)	0.0	-	-	-
<b>Appropriated Funds Total:</b>	<b>234.1</b>	<b>309.3</b>	-	<b>309.3</b>

## Program Expenditure Schedule

**Agency:** Arizona Department of Housing

		FY 2024 Actuals	FY 2025 Expenditure Plan	FY 2026 Funding Issue	FY 2026 Total Request
<b>Program: HDA-1-0 Department of Housing</b>					
<b>Non-Appropriated Funds</b>					
HD1410	Home Investment Partnership Act Fund (Non-Appropriated)	462.9	601.7	-	601.7
HD2000	Federal Grants Fund (Non-Appropriated)	1,072.3	1,394.0	-	1,394.0
HD2200	Arizona Department of Housing Program Fund (Non-Appropriated)	415.5	5,401.9	-	5,401.9
HD2237	Mobile Home Relocation Fund (Non-Appropriated)	9.4	12.3	-	12.3
HD2500	IGA and ISA Fund (Non-Appropriated)	132.8	132.8	-	132.8
HD2976	CDBG-CV CARES Act Fund (Non-Appropriated)	3.1	4.0	-	4.0
HD2986	Homeowner Assistance Fund (Non-Appropriated)	126.4	52.0	-	52.0
HD3202	Housing Choice Voucher Emergency Housing Fund (Non-Appropriated)	4.0	5.2	-	5.2
HD9919	Housing Stability Counseling Fund (Non-Appropriated)	7.2	9.4	-	9.4
	<b>Non-Appropriated Funds Total:</b>	<b>2,233.5</b>	<b>7,613.3</b>	-	<b>7,613.3</b>
	<b>Fund Source Total:</b>	<b>2,467.7</b>	<b>7,922.6</b>	-	<b>7,922.6</b>
<b>Employee Related Expenditures</b>					
	Employee Related Expenses	2,376.6	2,976.8	-	2,976.8
	<b>Expenditure Category Total:</b>	<b>2,376.6</b>	<b>2,976.8</b>	-	<b>2,976.8</b>
<b>Fund Source</b>					
<b>Appropriated Funds</b>					
HD2235	Housing Trust Fund (Appropriated)	88.8	69.1	-	69.1
	<b>Appropriated Funds Total:</b>	<b>88.8</b>	<b>69.1</b>	-	<b>69.1</b>

## Program Expenditure Schedule

**Agency:** Arizona Department of Housing

		FY 2024 Actuals	FY 2025 Expenditure Plan	FY 2026 Funding Issue	FY 2026 Total Request
<b>Program: HDA-1-0 Department of Housing</b>					
<b>Non-Appropriated Funds</b>					
HD1410	Home Investment Partnership Act Fund (Non-Appropriated)	179.1	232.8	-	232.8
HD2000	Federal Grants Fund (Non-Appropriated)	416.8	541.8	-	541.8
HD2200	Arizona Department of Housing Program Fund (Non-Appropriated)	1,572.0	2,043.6	-	2,043.6
HD2237	Mobile Home Relocation Fund (Non-Appropriated)	4.8	9.1	-	9.1
HD2500	IGA and ISA Fund (Non-Appropriated)	52.5	52.5	-	52.5
HD2976	CDBG-CV CARES Act Fund (Non-Appropriated)	1.0	1.3	-	1.3
HD2986	Homeowner Assistance Fund (Non-Appropriated)	56.8	20.3	-	20.3
HD3202	Housing Choice Voucher Emergency Housing Fund (Non-Appropriated)	1.6	2.1	-	2.1
HD9919	Housing Stability Counseling Fund (Non-Appropriated)	3.2	4.2	-	4.2
<b>Non-Appropriated Funds Total:</b>		<b>2,287.8</b>	<b>2,907.7</b>	<b>-</b>	<b>2,907.7</b>
<b>Fund Source Total:</b>		<b>2,376.6</b>	<b>2,976.8</b>	<b>-</b>	<b>2,976.8</b>
<b>Professional &amp; Outside Services</b>					
	Professional and Outside Services	-	1,299.5	-	1,299.5
	Other Professional & Outside Services	2,758.3	-	-	-
<b>Expenditure Category Total:</b>		<b>2,758.3</b>	<b>1,299.5</b>	<b>-</b>	<b>1,299.5</b>
<b>Fund Source</b>					
<b>Appropriated Funds</b>					
HD2235	Housing Trust Fund (Appropriated)	6.3	-	-	-
<b>Appropriated Funds Total:</b>		<b>6.3</b>	<b>-</b>	<b>-</b>	<b>-</b>

## Program Expenditure Schedule

**Agency:** Arizona Department of Housing

		FY 2024 Actuals	FY 2025 Expenditure Plan	FY 2026 Funding Issue	FY 2026 Total Request
<b>Program: HDA-1-0 Department of Housing</b>					
<b>Non-Appropriated Funds</b>					
HD1410	Home Investment Partnership Act Fund (Non-Appropriated)	5.6	5.9	-	5.9
HD2000	Federal Grants Fund (Non-Appropriated)	129.2	78.5	-	78.5
HD2200	Arizona Department of Housing Program Fund (Non-Appropriated)	996.9	1,046.7	-	1,046.7
HD2235	Housing Trust Fund (Non-Appropriated)	7.6	8.0	-	8.0
HD2237	Mobile Home Relocation Fund (Non-Appropriated)	0.1	0.1	-	0.1
HD2986	Homeowner Assistance Fund (Non-Appropriated)	1,529.3	72.8	-	72.8
HD3202	Housing Choice Voucher Emergency Housing Fund (Non-Appropriated)	60.4	63.4	-	63.4
HD8610	Home ARPA Fund (Non-Appropriated)	22.9	24.1	-	24.1
<b>Non-Appropriated Funds Total:</b>		<b>2,752.0</b>	<b>1,299.5</b>	<b>-</b>	<b>1,299.5</b>
<b>Fund Source Total:</b>		<b>2,758.3</b>	<b>1,299.5</b>	<b>-</b>	<b>1,299.5</b>

**Travel In-State**

	Travel In-State	171.2	213.9	-	213.9
<b>Expenditure Category Total:</b>		<b>171.2</b>	<b>213.9</b>	<b>-</b>	<b>213.9</b>

**Fund Source**

<b>Appropriated Funds</b>					
HD2235	Housing Trust Fund (Appropriated)	5.3	-	-	-
<b>Appropriated Funds Total:</b>		<b>5.3</b>	<b>-</b>	<b>-</b>	<b>-</b>

## Program Expenditure Schedule

**Agency:** Arizona Department of Housing

		FY 2024 Actuals	FY 2025 Expenditure Plan	FY 2026 Funding Issue	FY 2026 Total Request
<b>Program: HDA-1-0 Department of Housing</b>					
<b>Non-Appropriated Funds</b>					
HD1410	Home Investment Partnership Act Fund (Non-Appropriated)	8.4	10.9	-	10.9
HD2000	Federal Grants Fund (Non-Appropriated)	36.0	45.6	-	45.6
HD2200	Arizona Department of Housing Program Fund (Non-Appropriated)	114.6	149.0	-	149.0
HD2237	Mobile Home Relocation Fund (Non-Appropriated)	6.5	8.4	-	8.4
HD2976	CDBG-CV CARES Act Fund (Non-Appropriated)	0.0	-	-	-
HD2986	Homeowner Assistance Fund (Non-Appropriated)	0.3	-	-	-
HD3202	Housing Choice Voucher Emergency Housing Fund (Non-Appropriated)	0.0	-	-	-
<b>Non-Appropriated Funds Total:</b>		<b>165.9</b>	<b>213.9</b>	<b>-</b>	<b>213.9</b>
<b>Fund Source Total:</b>		<b>171.2</b>	<b>213.9</b>	<b>-</b>	<b>213.9</b>
<b>Travel Out-Of-State</b>					
	Travel Out of State	39.9	50.5	-	50.5
<b>Expenditure Category Total:</b>		<b>39.9</b>	<b>50.5</b>	<b>-</b>	<b>50.5</b>
<b>Fund Source</b>					
<b>Non-Appropriated Funds</b>					
HD2000	Federal Grants Fund (Non-Appropriated)	6.4	7.0	-	7.0
HD2200	Arizona Department of Housing Program Fund (Non-Appropriated)	33.5	43.5	-	43.5
<b>Non-Appropriated Funds Total:</b>		<b>39.9</b>	<b>50.5</b>	<b>-</b>	<b>50.5</b>
<b>Fund Source Total:</b>		<b>39.9</b>	<b>50.5</b>	<b>-</b>	<b>50.5</b>
<b>Aid To Organizations &amp; Individuals</b>					
	Aid to Organizations and Individuals	455,507.3	233,794.5	40,000.0	273,794.5
<b>Expenditure Category Total:</b>		<b>455,507.3</b>	<b>233,794.5</b>	<b>40,000.0</b>	<b>273,794.5</b>
<b>Fund Source</b>					
<b>Appropriated Funds</b>					
AA1000	General Fund (Appropriated)	196,900.0	15,000.0	40,000.0	55,000.0
<b>Appropriated Funds Total:</b>		<b>196,900.0</b>	<b>15,000.0</b>	<b>40,000.0</b>	<b>55,000.0</b>



## Program Expenditure Schedule

**Agency:** Arizona Department of Housing

		FY 2024 Actuals	FY 2025 Expenditure Plan	FY 2026 Funding Issue	FY 2026 Total Request
<b>Program: HDA-1-0 Department of Housing</b>					
<b>Non-Appropriated Funds</b>					
HD1410	Home Investment Partnership Act Fund (Non-Appropriated)	13,912.3	13,912.3	-	13,912.3
HD2000	Federal Grants Fund (Non-Appropriated)	103,074.5	103,098.5	-	103,098.5
HD2200	Arizona Department of Housing Program Fund (Non-Appropriated)	2,856.9	2,856.9	-	2,856.9
HD2235	Housing Trust Fund (Non-Appropriated)	47,303.5	47,303.5	-	47,303.5
HD2237	Mobile Home Relocation Fund (Non-Appropriated)	473.4	473.4	-	473.4
HD2500	IGA and ISA Fund (Non-Appropriated)	5,816.0	5,816.0	-	5,816.0
HD2976	CDBG-CV CARES Act Fund (Non-Appropriated)	3,295.8	1,957.9	-	1,957.9
HD2985	Coronavirus State and Local Fiscal Recovery Fund (Non-Appropriated)	16,392.7	37,906.3	-	37,906.3
HD2986	Homeowner Assistance Fund (Non-Appropriated)	54,648.3	-	-	-
HD3202	Housing Choice Voucher Emergency Housing Fund (Non-Appropriated)	231.7	231.7	-	231.7
HD3888	Housing Shelter and Services Fund (Non-Appropriated)	5,052.3	-	-	-
HD8610	Home ARPA Fund (Non-Appropriated)	5,238.0	5,238.0	-	5,238.0
HD9919	Housing Stability Counseling Fund (Non-Appropriated)	311.9	-	-	-
<b>Non-Appropriated Funds Total:</b>		<b>258,607.3</b>	<b>218,794.5</b>	<b>-</b>	<b>218,794.5</b>
<b>Fund Source Total:</b>		<b>455,507.3</b>	<b>233,794.5</b>	<b>40,000.0</b>	<b>273,794.5</b>

### Other Operating Expenditures

Other Operating Expenses	-	1,883.4	-	1,883.4
Other Operating Expenditures Budget & Appropriation	2,603.2	-	-	-
<b>Expenditure Category Total:</b>	<b>2,603.2</b>	<b>1,883.4</b>	<b>-</b>	<b>1,883.4</b>

### Fund Source

<b>Appropriated Funds</b>					
HD2235	Housing Trust Fund (Appropriated)	32.7	10.4	-	10.4
<b>Appropriated Funds Total:</b>		<b>32.7</b>	<b>10.4</b>	<b>-</b>	<b>10.4</b>

## Program Expenditure Schedule

**Agency:** Arizona Department of Housing

		FY 2024 Actuals	FY 2025 Expenditure Plan	FY 2026 Funding Issue	FY 2026 Total Request
<b>Program: HDA-1-0 Department of Housing</b>					
<b>Non-Appropriated Funds</b>					
HD1410	Home Investment Partnership Act Fund (Non-Appropriated)	68.6	72.0	-	72.0
HD2000	Federal Grants Fund (Non-Appropriated)	310.4	314.0	-	314.0
HD2159	DPS-FBI Fingerprint Fund (Non-Appropriated)	6.5	6.8	-	6.8
HD2200	Arizona Department of Housing Program Fund (Non-Appropriated)	968.5	1,016.9	-	1,016.9
HD2237	Mobile Home Relocation Fund (Non-Appropriated)	5.4	5.7	-	5.7
HD2500	IGA and ISA Fund (Non-Appropriated)	21.8	21.8	-	21.8
HD2986	Homeowner Assistance Fund (Non-Appropriated)	1,141.1	385.0	-	385.0
HD3090	Manufactured Housing Consumer Recovery Fund (Non-Appropriated)	47.5	49.9	-	49.9
HD3202	Housing Choice Voucher Emergency Housing Fund (Non-Appropriated)	0.8	0.9	-	0.9
<b>Non-Appropriated Funds Total:</b>		<b>2,570.5</b>	<b>1,873.0</b>	<b>-</b>	<b>1,873.0</b>
<b>Fund Source Total:</b>		<b>2,603.2</b>	<b>1,883.4</b>	<b>-</b>	<b>1,883.4</b>

### Capital Equipment

Capital Equipment Budget & Appropriation	126.9	-	-	-
<b>Expenditure Category Total:</b>	<b>126.9</b>	<b>-</b>	<b>-</b>	<b>-</b>

### Fund Source

<b>Non-Appropriated Funds</b>					
HD2200	Arizona Department of Housing Program Fund (Non-Appropriated)	126.9	-	-	-
<b>Non-Appropriated Funds Total:</b>		<b>126.9</b>	<b>-</b>	<b>-</b>	<b>-</b>
<b>Fund Source Total:</b>		<b>126.9</b>	<b>-</b>	<b>-</b>	<b>-</b>

### Non-Capital Equipment

Non-Capital Resources	-	149.0	-	149.0
Non-Capital Equipment Budget & Appropriation	2,588.0	-	-	-
Other Equipment - Non- Capital Purchase	(0.0)	-	-	-
<b>Expenditure Category Total:</b>	<b>2,588.0</b>	<b>149.0</b>	<b>-</b>	<b>149.0</b>

### Fund Source

## Program Expenditure Schedule

**Agency:** Arizona Department of Housing

	FY 2024 Actuals	FY 2025 Expenditure Plan	FY 2026 Funding Issue	FY 2026 Total Request
<b>Program: HDA-1-0 Department of Housing</b>				
<b>Appropriated Funds</b>				
HD2235 Housing Trust Fund (Appropriated)	3.9	-	-	-
<b>Appropriated Funds Total:</b>	<b>3.9</b>	<b>-</b>	<b>-</b>	<b>-</b>
<b>Non-Appropriated Funds</b>				
HD1410 Home Investment Partnership Act Fund (Non-Appropriated)	3.7	3.8	-	3.8
HD2000 Federal Grants Fund (Non-Appropriated)	16.0	16.5	-	16.5
HD2200 Arizona Department of Housing Program Fund (Non-Appropriated)	82.1	82.1	-	82.1
HD2235 Housing Trust Fund (Non-Appropriated)	44.5	44.5	-	44.5
HD2237 Mobile Home Relocation Fund (Non-Appropriated)	0.5	0.5	-	0.5
HD2986 Homeowner Assistance Fund (Non-Appropriated)	2,435.6	-	-	-
HD3202 Housing Choice Voucher Emergency Housing Fund (Non-Appropriated)	1.6	1.6	-	1.6
<b>Non-Appropriated Funds Total:</b>	<b>2,584.1</b>	<b>149.0</b>	<b>-</b>	<b>149.0</b>
<b>Fund Source Total:</b>	<b>2,588.0</b>	<b>149.0</b>	<b>-</b>	<b>149.0</b>

### Employee Retirement Coverage

Retirement System	FTE	Personal Services	Fund#
Arizona State Retirement System	7.0	601.7	HD1410-N
Arizona State Retirement System	17.3	1,394.0	HD2000-N
Arizona State Retirement System	73.0	5,401.9	HD2200-N
Arizona State Retirement System	3.0	309.3	HD2235-A
Arizona State Retirement System	0.4	12.3	HD2237-N
Arizona State Retirement System	2.0	132.8	HD2500-N
Arizona State Retirement System	-	4.0	HD2976-N
Arizona State Retirement System	-	52.0	HD2986-N
Arizona State Retirement System	0.4	5.2	HD3202-N
Arizona State Retirement System	-	9.4	HD9919-N

**Sub Program:** HDA-1-1 Department of Housing

## Program Expenditure Schedule

**Agency:** Arizona Department of Housing

	FY 2024 Actuals	FY 2025 Expenditure Plan	FY 2026 Funding Issue	FY 2026 Total Request
<b>Program:</b> HDA-1-0 Department of Housing				

**Sub Program:** HDA-1-1 Department of Housing

FTE				
FTE	88.0	103.0	-	103.0
<b>Expenditure Category Total:</b>	-	-	-	-

Fund Source				
<b>Appropriated Funds</b>				
HD2235 Housing Trust Fund (Appropriated)	-	3.0	-	3.0
<b>Appropriated Funds Total:</b>	-	<b>3.0</b>	-	<b>3.0</b>
<b>Non-Appropriated Funds</b>				
HD1410 Home Investment Partnership Act Fund (Non-Appropriated)	5.4	7.0	-	7.0
HD2000 Federal Grants Fund (Non-Appropriated)	10.3	17.3	-	17.3
HD2200 Arizona Department of Housing Program Fund (Non-Appropriated)	64.7	73.0	-	73.0
HD2235 Housing Trust Fund (Non-Appropriated)	3.0	-	-	-
HD2237 Mobile Home Relocation Fund (Non-Appropriated)	1.1	0.4	-	0.4
HD2500 IGA and ISA Fund (Non-Appropriated)	1.2	2.0	-	2.0
HD2986 Homeowner Assistance Fund (Non-Appropriated)	2.4	-	-	-
HD3202 Housing Choice Voucher Emergency Housing Fund (Non-Appropriated)	-	0.4	-	0.4
<b>Non-Appropriated Funds Total:</b>	<b>88.0</b>	<b>100.0</b>	-	<b>100.0</b>
<b>Fund Source Total:</b>	<b>88.0</b>	<b>103.0</b>	-	<b>103.0</b>

## Program Expenditure Schedule

**Agency:** Arizona Department of Housing

	FY 2024 Actuals	FY 2025 Expenditure Plan	FY 2026 Funding Issue	FY 2026 Total Request
--	--------------------	--------------------------------	-----------------------------	-----------------------------

**Program:** HDA-1-0 Department of Housing

**Sub Program:** HDA-1-1 Department of Housing

**Personal Services**

Personal Services	2,467.7	7,922.6	-	7,922.6
<b>Expenditure Category Total:</b>	<b>2,467.7</b>	<b>7,922.6</b>	-	<b>7,922.6</b>

**Fund Source**

**Appropriated Funds**

HD2235 Housing Trust Fund (Appropriated)	234.1	309.3	-	309.3
HD3888 Housing Shelter and Services Fund (Appropriated)	0.0	-	-	-
<b>Appropriated Funds Total:</b>	<b>234.1</b>	<b>309.3</b>	-	<b>309.3</b>

**Non-Appropriated Funds**

HD1410 Home Investment Partnership Act Fund (Non-Appropriated)	462.9	601.7	-	601.7
HD2000 Federal Grants Fund (Non-Appropriated)	1,072.3	1,394.0	-	1,394.0
HD2200 Arizona Department of Housing Program Fund (Non-Appropriated)	415.5	5,401.9	-	5,401.9
HD2237 Mobile Home Relocation Fund (Non-Appropriated)	9.4	12.3	-	12.3
HD2500 IGA and ISA Fund (Non-Appropriated)	132.8	132.8	-	132.8
HD2976 CDBG-CV CARES Act Fund (Non-Appropriated)	3.1	4.0	-	4.0
HD2986 Homeowner Assistance Fund (Non-Appropriated)	126.4	52.0	-	52.0
HD3202 Housing Choice Voucher Emergency Housing Fund (Non-Appropriated)	4.0	5.2	-	5.2
HD9919 Housing Stability Counseling Fund (Non-Appropriated)	7.2	9.4	-	9.4
<b>Non-Appropriated Funds Total:</b>	<b>2,233.5</b>	<b>7,613.3</b>	-	<b>7,613.3</b>
<b>Fund Source Total:</b>	<b>2,467.7</b>	<b>7,922.6</b>	-	<b>7,922.6</b>

## Program Expenditure Schedule

**Agency:** Arizona Department of Housing

	FY 2024 Actuals	FY 2025 Expenditure Plan	FY 2026 Funding Issue	FY 2026 Total Request
<b>Program: HDA-1-0 Department of Housing</b>				
<b>Sub Program: HDA-1-1 Department of Housing</b>				
<b>Employee Related Expenditures</b>				
Employee Related Expenses	2,376.6	2,976.8	-	2,976.8
<b>Expenditure Category Total:</b>	<b>2,376.6</b>	<b>2,976.8</b>	-	<b>2,976.8</b>
<b>Fund Source</b>				
<b>Appropriated Funds</b>				
HD2235 Housing Trust Fund (Appropriated)	88.8	69.1	-	69.1
<b>Appropriated Funds Total:</b>	<b>88.8</b>	<b>69.1</b>	-	<b>69.1</b>
<b>Non-Appropriated Funds</b>				
HD1410 Home Investment Partnership Act Fund (Non-Appropriated)	179.1	232.8	-	232.8
HD2000 Federal Grants Fund (Non-Appropriated)	416.8	541.8	-	541.8
HD2200 Arizona Department of Housing Program Fund (Non-Appropriated)	1,572.0	2,043.6	-	2,043.6
HD2237 Mobile Home Relocation Fund (Non-Appropriated)	4.8	9.1	-	9.1
HD2500 IGA and ISA Fund (Non-Appropriated)	52.5	52.5	-	52.5
HD2976 CDBG-CV CARES Act Fund (Non-Appropriated)	1.0	1.3	-	1.3
HD2986 Homeowner Assistance Fund (Non-Appropriated)	56.8	20.3	-	20.3
HD3202 Housing Choice Voucher Emergency Housing Fund (Non-Appropriated)	1.6	2.1	-	2.1
HD9919 Housing Stability Counseling Fund (Non-Appropriated)	3.2	4.2	-	4.2
<b>Non-Appropriated Funds Total:</b>	<b>2,287.8</b>	<b>2,907.7</b>	-	<b>2,907.7</b>
<b>Fund Source Total:</b>	<b>2,376.6</b>	<b>2,976.8</b>	-	<b>2,976.8</b>

## Program Expenditure Schedule

**Agency:** Arizona Department of Housing

	FY 2024 Actuals	FY 2025 Expenditure Plan	FY 2026 Funding Issue	FY 2026 Total Request
<b>Program: HDA-1-0 Department of Housing</b>				
<b>Sub Program: HDA-1-1 Department of Housing</b>				
<b>Professional &amp; Outside Services</b>				
Professional and Outside Services	-	1,299.5	-	1,299.5
Other Professional & Outside Services	2,758.3	-	-	-
<b>Expenditure Category Total:</b>	<b>2,758.3</b>	<b>1,299.5</b>	<b>-</b>	<b>1,299.5</b>
<b>Fund Source</b>				
<b>Appropriated Funds</b>				
HD2235 Housing Trust Fund (Appropriated)	6.3	-	-	-
<b>Appropriated Funds Total:</b>	<b>6.3</b>	<b>-</b>	<b>-</b>	<b>-</b>
<b>Non-Appropriated Funds</b>				
HD1410 Home Investment Partnership Act Fund (Non-Appropriated)	5.6	5.9	-	5.9
HD2000 Federal Grants Fund (Non-Appropriated)	129.2	78.5	-	78.5
HD2200 Arizona Department of Housing Program Fund (Non-Appropriated)	996.9	1,046.7	-	1,046.7
HD2235 Housing Trust Fund (Non-Appropriated)	7.6	8.0	-	8.0
HD2237 Mobile Home Relocation Fund (Non-Appropriated)	0.1	0.1	-	0.1
HD2986 Homeowner Assistance Fund (Non-Appropriated)	1,529.3	72.8	-	72.8
HD3202 Housing Choice Voucher Emergency Housing Fund (Non-Appropriated)	60.4	63.4	-	63.4
HD8610 Home ARPA Fund (Non-Appropriated)	22.9	24.1	-	24.1
<b>Non-Appropriated Funds Total:</b>	<b>2,752.0</b>	<b>1,299.5</b>	<b>-</b>	<b>1,299.5</b>
<b>Fund Source Total:</b>	<b>2,758.3</b>	<b>1,299.5</b>	<b>-</b>	<b>1,299.5</b>

## Program Expenditure Schedule

**Agency:** Arizona Department of Housing

	FY 2024 Actuals	FY 2025 Expenditure Plan	FY 2026 Funding Issue	FY 2026 Total Request
--	--------------------	--------------------------------	-----------------------------	-----------------------------

**Program:** HDA-1-0 Department of Housing

**Sub Program:** HDA-1-1 Department of Housing

**Travel In-State**

Travel In-State	171.2	213.9	-	213.9
<b>Expenditure Category Total:</b>	<b>171.2</b>	<b>213.9</b>	<b>-</b>	<b>213.9</b>

**Fund Source**

**Appropriated Funds**

HD2235 Housing Trust Fund (Appropriated)	5.3	-	-	-
<b>Appropriated Funds Total:</b>	<b>5.3</b>	<b>-</b>	<b>-</b>	<b>-</b>

**Non-Appropriated Funds**

HD1410 Home Investment Partnership Act Fund (Non-Appropriated)	8.4	10.9	-	10.9
HD2000 Federal Grants Fund (Non-Appropriated)	36.0	45.6	-	45.6
HD2200 Arizona Department of Housing Program Fund (Non-Appropriated)	114.6	149.0	-	149.0
HD2237 Mobile Home Relocation Fund (Non-Appropriated)	6.5	8.4	-	8.4
HD2976 CDBG-CV CARES Act Fund (Non-Appropriated)	0.0	-	-	-
HD2986 Homeowner Assistance Fund (Non-Appropriated)	0.3	-	-	-
HD3202 Housing Choice Voucher Emergency Housing Fund (Non-Appropriated)	0.0	-	-	-
<b>Non-Appropriated Funds Total:</b>	<b>165.9</b>	<b>213.9</b>	<b>-</b>	<b>213.9</b>
<b>Fund Source Total:</b>	<b>171.2</b>	<b>213.9</b>	<b>-</b>	<b>213.9</b>

**Travel Out-Of-State**

Travel Out of State	39.9	50.5	-	50.5
<b>Expenditure Category Total:</b>	<b>39.9</b>	<b>50.5</b>	<b>-</b>	<b>50.5</b>

**Fund Source**

**Non-Appropriated Funds**

HD2000 Federal Grants Fund (Non-Appropriated)	6.4	7.0	-	7.0
HD2200 Arizona Department of Housing Program Fund (Non-Appropriated)	33.5	43.5	-	43.5
<b>Non-Appropriated Funds Total:</b>	<b>39.9</b>	<b>50.5</b>	<b>-</b>	<b>50.5</b>
<b>Fund Source Total:</b>	<b>39.9</b>	<b>50.5</b>	<b>-</b>	<b>50.5</b>



## Program Expenditure Schedule

**Agency:** Arizona Department of Housing

	FY 2024 Actuals	FY 2025 Expenditure Plan	FY 2026 Funding Issue	FY 2026 Total Request
<b>Program: HDA-1-0 Department of Housing</b>				
<b>Sub Program: HDA-1-1 Department of Housing</b>				
<b>Aid To Organizations &amp; Individuals</b>				
Aid to Organizations and Individuals	455,507.3	233,794.5	40,000.0	273,794.5
<b>Expenditure Category Total:</b>	<b>455,507.3</b>	<b>233,794.5</b>	<b>40,000.0</b>	<b>273,794.5</b>
<b>Fund Source</b>				
<b>Appropriated Funds</b>				
AA1000 General Fund (Appropriated)	196,900.0	15,000.0	40,000.0	55,000.0
<b>Appropriated Funds Total:</b>	<b>196,900.0</b>	<b>15,000.0</b>	<b>40,000.0</b>	<b>55,000.0</b>
<b>Non-Appropriated Funds</b>				
HD1410 Home Investment Partnership Act Fund (Non-Appropriated)	13,912.3	13,912.3	-	13,912.3
HD2000 Federal Grants Fund (Non-Appropriated)	103,074.5	103,098.5	-	103,098.5
HD2200 Arizona Department of Housing Program Fund (Non-Appropriated)	2,856.9	2,856.9	-	2,856.9
HD2235 Housing Trust Fund (Non-Appropriated)	47,303.5	47,303.5	-	47,303.5
HD2237 Mobile Home Relocation Fund (Non-Appropriated)	473.4	473.4	-	473.4
HD2500 IGA and ISA Fund (Non-Appropriated)	5,816.0	5,816.0	-	5,816.0
HD2976 CDBG-CV CARES Act Fund (Non-Appropriated)	3,295.8	1,957.9	-	1,957.9
HD2985 Coronavirus State and Local Fiscal Recovery Fund (Non-Appropriated)	16,392.7	37,906.3	-	37,906.3
HD2986 Homeowner Assistance Fund (Non-Appropriated)	54,648.3	-	-	-
HD3202 Housing Choice Voucher Emergency Housing Fund (Non-Appropriated)	231.7	231.7	-	231.7
HD3888 Housing Shelter and Services Fund (Non-Appropriated)	5,052.3	-	-	-
HD8610 Home ARPA Fund (Non-Appropriated)	5,238.0	5,238.0	-	5,238.0
HD9919 Housing Stability Counseling Fund (Non-Appropriated)	311.9	-	-	-
<b>Non-Appropriated Funds Total:</b>	<b>258,607.3</b>	<b>218,794.5</b>	<b>-</b>	<b>218,794.5</b>
<b>Fund Source Total:</b>	<b>455,507.3</b>	<b>233,794.5</b>	<b>40,000.0</b>	<b>273,794.5</b>

## Program Expenditure Schedule

**Agency:** Arizona Department of Housing

	FY 2024 Actuals	FY 2025 Expenditure Plan	FY 2026 Funding Issue	FY 2026 Total Request
--	--------------------	--------------------------------	-----------------------------	-----------------------------

**Program:** HDA-1-0 Department of Housing

**Sub Program:** HDA-1-1 Department of Housing

**Other Operating Expenditures**

Other Operating Expenses	-	1,883.4	-	1,883.4
Other Operating Expenditures Budget & Appropriation	2,603.2	-	-	-
<b>Expenditure Category Total:</b>	<b>2,603.2</b>	<b>1,883.4</b>	-	<b>1,883.4</b>

**Fund Source**

**Appropriated Funds**

HD2235 Housing Trust Fund (Appropriated)	32.7	10.4	-	10.4
<b>Appropriated Funds Total:</b>	<b>32.7</b>	<b>10.4</b>	-	<b>10.4</b>

**Non-Appropriated Funds**

HD1410 Home Investment Partnership Act Fund (Non-Appropriated)	68.6	72.0	-	72.0
HD2000 Federal Grants Fund (Non-Appropriated)	310.4	314.0	-	314.0
HD2159 DPS-FBI Fingerprint Fund (Non-Appropriated)	6.5	6.8	-	6.8
HD2200 Arizona Department of Housing Program Fund (Non-Appropriated)	968.5	1,016.9	-	1,016.9
HD2237 Mobile Home Relocation Fund (Non-Appropriated)	5.4	5.7	-	5.7
HD2500 IGA and ISA Fund (Non-Appropriated)	21.8	21.8	-	21.8
HD2986 Homeowner Assistance Fund (Non-Appropriated)	1,141.1	385.0	-	385.0
HD3090 Manufactured Housing Consumer Recovery Fund (Non-Appropriated)	47.5	49.9	-	49.9
HD3202 Housing Choice Voucher Emergency Housing Fund (Non-Appropriated)	0.8	0.9	-	0.9
<b>Non-Appropriated Funds Total:</b>	<b>2,570.5</b>	<b>1,873.0</b>	-	<b>1,873.0</b>
<b>Fund Source Total:</b>	<b>2,603.2</b>	<b>1,883.4</b>	-	<b>1,883.4</b>

## Program Expenditure Schedule

**Agency:** Arizona Department of Housing

	FY 2024 Actuals	FY 2025 Expenditure Plan	FY 2026 Funding Issue	FY 2026 Total Request
<b>Program: HDA-1-0 Department of Housing</b>				
<b>Sub Program: HDA-1-1 Department of Housing</b>				
<b>Capital Equipment</b>				
Capital Equipment Budget & Appropriation	126.9	-	-	-
<b>Expenditure Category Total:</b>	<b>126.9</b>	-	-	-
<b>Fund Source</b>				
<b>Non-Appropriated Funds</b>				
HD2200 Arizona Department of Housing Program Fund (Non-Appropriated)	126.9	-	-	-
<b>Non-Appropriated Funds Total:</b>	<b>126.9</b>	-	-	-
<b>Fund Source Total:</b>	<b>126.9</b>	-	-	-

## Program Expenditure Schedule

**Agency:** Arizona Department of Housing

	FY 2024 Actuals	FY 2025 Expenditure Plan	FY 2026 Funding Issue	FY 2026 Total Request
--	--------------------	--------------------------------	-----------------------------	-----------------------------

**Program:** HDA-1-0 Department of Housing

**Sub Program:** HDA-1-1 Department of Housing

**Non-Capital Equipment**

Non-Capital Resources	-	149.0	-	149.0
Non-Capital Equipment Budget & Appropriation	2,588.0	-	-	-
Other Equipment - Non- Capital Purchase	(0.0)	-	-	-
<b>Expenditure Category Total:</b>	<b>2,588.0</b>	<b>149.0</b>	<b>-</b>	<b>149.0</b>

**Fund Source**

**Appropriated Funds**

HD2235 Housing Trust Fund (Appropriated)	3.9	-	-	-
<b>Appropriated Funds Total:</b>	<b>3.9</b>	<b>-</b>	<b>-</b>	<b>-</b>

**Non-Appropriated Funds**

HD1410 Home Investment Partnership Act Fund (Non-Appropriated)	3.7	3.8	-	3.8
HD2000 Federal Grants Fund (Non-Appropriated)	16.0	16.5	-	16.5
HD2200 Arizona Department of Housing Program Fund (Non-Appropriated)	82.1	82.1	-	82.1
HD2235 Housing Trust Fund (Non-Appropriated)	44.5	44.5	-	44.5
HD2237 Mobile Home Relocation Fund (Non-Appropriated)	0.5	0.5	-	0.5
HD2986 Homeowner Assistance Fund (Non-Appropriated)	2,435.6	-	-	-
HD3202 Housing Choice Voucher Emergency Housing Fund (Non-Appropriated)	1.6	1.6	-	1.6
<b>Non-Appropriated Funds Total:</b>	<b>2,584.1</b>	<b>149.0</b>	<b>-</b>	<b>149.0</b>
<b>Fund Source Total:</b>	<b>2,588.0</b>	<b>149.0</b>	<b>-</b>	<b>149.0</b>

**Employee Retirement Coverage**

Retirement System	FTE	Personal Services	Fund#
Arizona State Retirement System	7.0	7.0	HD1410-N
Arizona State Retirement System	17.3	17.3	HD2000-N
Arizona State Retirement System	73.0	73.0	HD2200-N
Arizona State Retirement System	3.0	3.0	HD2235-A
Arizona State Retirement System	0.4	0.4	HD2237-N
Arizona State Retirement System	2.0	2.0	HD2500-N

## Program Expenditure Schedule

<b>Agency:</b>	<b>Arizona Department of Housing</b>
----------------	--------------------------------------

	FY 2024 Actuals	FY 2025 Expenditure Plan	FY 2026 Funding Issue	FY 2026 Total Request
--	--------------------	--------------------------------	-----------------------------	-----------------------------

<b>Program:</b>	<b>HDA-1-0 Department of Housing</b>
-----------------	--------------------------------------

<b>Sub Program:</b>	<b>HDA-1-1 Department of Housing</b>
---------------------	--------------------------------------

Arizona State Retirement System	-	-	HD2976-N	
Arizona State Retirement System	-	-	HD2986-N	
Arizona State Retirement System	0.4	0.4	HD3202-N	
Arizona State Retirement System	-	-	HD9919-N	

## Program Expenditure Schedule

**Agency:** Arizona Department of Housing

### Administrative Costs Summary

	<u>FY 2026</u>
Personal Services	7,962.3
ERE	3,024.0
<b>Administrative Costs Total:</b>	<b>10,986.3</b>

### Administrative Costs / Total Expenditure Ratio

	<b>Request</b>	<b>Admin %</b>
<b>FY 2026</b>	288,290.2	3.8%

# Revenue Forecast Methodology

# Federal Funds

## *Explanation of Revenue Projections*

The majority of the agency's program monies come from federal sources:

- Most funding comes through the **U.S. Department of Housing and Urban Development (HUD)** and through the U.S. Department of Treasury through the federal Low Income Housing Tax Credit (LIHTC) program.

Federal resources include:

### **HOME Investment Partnership Program:**

**Funds originate from:** U.S. Department of Housing and Urban Development (HUD).

**Amount of funding:** Funding is received on an "entitlement" basis, according to a formula based primarily on population and local housing conditions. The Department expects approximately \$6 million annually based on recent years allocations. Funds are expended for new construction or rehabilitation projects over multiple fiscal years; as a result, expenditures reflect expenditures on commitments made to projects over the last several years.

**Administrative dollars:** 10 percent of an allocation may be utilized for administrative costs

**Matching requirements:** The program requires a 25 percent match on all program-related expenditures. These matching requirements are met through the use of State Housing Trust Fund dollars.

**Other set-asides:** 15 percent of the annual allocation must be set aside for specially designated non-profit organizations to develop new housing units.

**Expenditure requirements:** Federal regulations require that allocations be expended within five years, but generally ADOH is able to commit and fully expend its allocations within two to three years. All program funds remain in the HUD-funded Line of Credit until ADOH has eligible expenditures requiring reimbursement, thus no carry forward balances are projected from year to year. Revenues reflect projected annual expenditure levels.

**Who uses dollars and for what:** Funds are passed through to eligible entities that develop or redevelop housing units for eligible households. Eligible applicants to ADOH for these funds include local units of government, public housing authorities, nonprofit and for-profit housing developers, and tribal entities. Funds are generally awarded through a competitive application process.

**Other information:** The State's allocation may be utilized anywhere in the state. In addition to the State of Arizona, the City of Phoenix, Maricopa County (along with several local municipal partners), and Pima County / City of Tucson also receive entitlement dollars under this program directly through HUD. ADOH often collaborates with these other entities, combining HOME dollars to jointly fund larger housing projects. Funds disbursed are tracked by the ADOH through bi-monthly grantee performance reports and accountability regarding outcomes and objectives are assessed based on the obligations identified in the grantee's funding agreement. The grantee's performance is coded as low risk, medium risk or high risk.



## **Homeowner Assistance Fund:**

**Funds originate from:** U.S. Department of the Treasury.

**Amount of funding:** Funding is received based on a formula. The Department has fully expended the \$197 million allocated to the State of Arizona.

**Administrative dollars:** This program allows planning, community engagement, needs assessment, and administrative expenses related to the HAF participant's disbursement of HAF funds for qualified expenses, in an aggregate amount not to exceed 15% of the funding from the HAF received by the HAF participant.

**Matching requirements:** The program has no matching requirements.

**Other set-asides:** None

**Expenditure requirements:** Funds are for the purpose of preventing homeowner mortgage delinquencies, defaults, foreclosures, loss of utilities or home energy services, and displacements of homeowners experiencing financial hardship after January 21, 2020,

**Who uses dollars for what:** These dollars will be used for the purposes outlined by the Treasury to mitigate homeowner financial hardship.

**Other information:** ADOH is the designated HAF participant for the State of Arizona.

## **Community Development Block Grant (CDBG) Program:**

**Funds originate from:** U.S. Department of Housing and Urban Development (HUD).

**Amount of funding:** Funding is received on an "entitlement" basis, according to a formula based primarily on population and other economic related factors. The funding jurisdiction for the State's program, known as the State and Small Cities CDBG, is outside of the other HUD direct CDBG Entitlements in Arizona. Like many other federal programs, CDBG funds are expended over multiple fiscal years (typically 2 to 3 years) so that funding expended in any fiscal year will be for projects that generally received commitments in prior years. CDBG allocations over the last four federal fiscal years have remained in the \$9-10 million dollar range. Allocations are expected to remain in this range.

**Administrative dollars:** The State may use up to 2% + \$100,000 for state administrative costs.

**Matching requirements:** The State is responsible for matching dollar per dollar administrative spending after the first \$100,000. Housing Program Funds are utilized to meet this matching requirement.

**Other set-asides:** The state sets aside 1% of the annual allocation for technical assistance activity expenditures and 10% of the annual allocation for CDBG eligible activities located in State Certified Colonia communities.

**Expenditure requirements:** Federal regulations require that allocations be expended within five years, but generally ADOH is able to commit and fully expend its allocations within three to four years. All program funds remain in the U.S. Treasury until ADOH has eligible expenditures requiring reimbursement, thus no carry forward balances are projected from year to year. Revenues reflect projected annual expenditure levels. **Who uses dollars and for what:** These dollars are passed through to units of local government (Cities, Towns, Counties) who are not direct HUD CDBG Entitlements) and are utilized at the local level for a variety of community development and revitalization uses such as improvements to streets, water, sewer; public services; housing rehabilitation; community and neighborhood facility improvements, etc. Dollars must be used in non-entitlement areas, which excludes the entities noted below. Funding is accessed through CDBG Regional Account which is the formula based method of distribution determined through the regional COG communities or through the CDBG State Special Project Account which is competitive.

**Other information:** Other Arizona entitlements include: the cities of Avondale, Casa Grande, Chandler, Douglas, Flagstaff, Gilbert, Glendale, Goodyear, Marana, Mesa, Peoria, Phoenix, Prescott, Scottsdale, Sierra Vista, Surprise, Tempe, Tucson, and Yuma; Maricopa, Pima and Pinal (unincorporated) Counties.

## **Neighborhood Stabilization Program I (NSP1) – shows up as Community Development Block Grant (CDBG) in CLIFFS: Funds**

**originate from:** U.S. Department of Housing and Urban Development (HUD) and were made available through the Housing and Economic Recovery Act of 2008 (HERA) in 2008. This program has been operational since 2009, is currently winding down and funds were expended by June 30, 2013. This program has and will continue to generate program income, which will need to be reinvested into similar projects in the future. The original funding through this grant was 100 percent expended; any funds reported for this grant going forward are due to the recapture of Program Income. The program required that liens be recorded against assisted properties, so the sales of assisted homes may result in Program Income in future years. Income will be used for similar activities.

**Amount of funding:** Through a formula grant, ADOH expended \$38,370,206. Any further funds in the program are derived from Program Income.

**Administrative dollars:** N/A

**Matching requirements:** None

**Other set-asides:** May be used for rental or homeownership activities.

**Expenditure requirements:** None at this time.

**Who uses dollars and for what:** The majority of the program dollars were used to assist homebuyers with subsidies to purchase foreclosed properties. Properties may be located anywhere in the state. A quarter of the program dollars were set aside for the purchase of foreclosed rental properties in keeping with the low-income set-aside described above. Interested developers are required to submit applications for consideration for Program Income.

**Other information:** Other NSP I grantee communities in Arizona include: Maricopa and Pima Counties, and the cities of Phoenix, Mesa, Chandler, Glendale, Surprise and Avondale.

## **Continuum of Care Program:**

**Funds originate from:** U.S. Department of Housing and Urban Development (HUD) McKinney-Vento Act.

**Amount of funding:** Approximately \$5.3 million in funding is applied for and received annually on a competitive HUD NOFO process. ADOH serves as the collaborative applicant and Unified Funding Agency (UFA) and applies on behalf of the subrecipients projects prioritized through a local scoring process. ADOH, working with a Rural “Continuum of Care” Governance Advisory Board, oversees this federally required process for the 13 counties besides the urban counties of Maricopa and Pima.. The majority of annual Continuum of Care awards have been provided to renew “renewal” basis for ongoing housing programs although HUD does make new or “bonus” funding available as part of annual NOFO competition.

**Administrative dollars:** This program provides minimal administrative funding of less than 10 percent.

**Matching requirements:** CoC funding requires 25% of the total program award (less rental assistance in leasing projects) from non CoC sources. Match can be provided at the system or project level. Any state or local dollars that are leveraged to the competitive application process make it more likely to be awarded competitive dollars.

**Other set-asides:** None.

**Expenditure requirements:** Federal regulations require that as a UFA, COC allocations be expended within one year for renewal contracts individual grants start July 1 and operate through June 30..

**Who uses dollars and for what:** These dollars are passed through to balance of state subrecipients including county and municipal governments and local non-profit homeless providers to provide housing and support services to households experiencing homeless (including survivors of domestic or sexual violence).

**Other information:** Continuum of Care initiatives are also active in Maricopa and Pima Counties.

### **Federal Housing Trust Fund:**

**Funds originate from:** U.S. Department of Housing and Urban Development (HUD).

**Amount of funding:** Funding is received based on a formula. The Department expects approximately \$3 million annually.

**Administrative dollars:** This program allows 10 percent of the grant to be used for administrative costs.

**Matching requirements:** The program has no matching requirements.

**Other set-asides:** Funds must be designated for project serving very low-income households.

**Expenditure requirements:** Funds must be expended within five years.

**Who uses dollars and for what:** These dollars will be competitively awarded for rental housing projects.

**Other information:** None

### **Housing Opportunities for Persons with AIDS (HOPWA) Program:**

**Funds originate from:** U.S. Department of Housing and Urban Development (HUD).

**Amount of funding:** Funding is received on an “entitlement” basis, according to a formula based on incidents of HIV/AIDS in particular geographical areas. In recent years, allocations for this program have seen slight increases, though the dollar amount is so small that the increases are negligible. Federal funding is expected to be suspended after the HOPWA FY2025 award due to no longer meeting the threshold for formula based allocations. Beginning with HOPWA FY26, funding may be applied for through the HOPWA competitive process.

**Administrative dollars:** Three percent of the allocation may be utilized for administrative costs. Because the grant is so small, this amount does not sufficiently cover all costs of administering the program.

**Matching requirements:** This program has no matching requirements.

**Other set-asides:** None.

**Expenditure requirements:** Federal regulations require that allocations be expended within three years, but generally, ADOH is able to commit and fully expend its allocations in just over one year. All program funds remain in the U.S. Treasury until ADOH has eligible expenditures requiring reimbursement, thus no carry forward balances are projected from year to year. Revenues reflect projected annual expenditure levels. **Who uses dollars and for what:** These dollars are passed through to Program Sponsor agencies that provide rental subsidies and services to eligible participating households (documented diagnosis of HIV/AIDS). Partner agencies were competitively awarded and have received multi-year awards.

**Other information:** Other Arizona entitlements include: Cities of Phoenix and Tucson.

### **Low-Income Home Energy Assistance Program (LIHEAP):**

Note: This program is federally funded through the U.S. Department of Health and Human Services. However, because these funds are administered by the Department through an Interagency Service Agreement (ISA) with the Arizona Department of Economic Security, which is the primary agency receiving these funds, the Department does not categorize these funds as federal for the purpose of reporting its budget. See the IGA/ISA Fund, for additional information concerning this resource.

## **Section 8 Housing Choice Voucher Program:**

**Funds originate from:** U.S. Department of Housing and Urban Development (HUD) Public and Indian Housing.

**Amount of funding:** HUD holds the Housing Assistance Payments (HAP) also known as Restricted Net Position (RNP) funds for the Arizona Public Housing Authority (APHA) until needed by the PHA, in order to comply with their cash management requirements. HAP funds are distributed to the PHA Monthly. The amount of funding will vary based on HUD's determination of need.

**Administrative dollars:** Administrative fees are based and calculated on APHA's leasing in the HCV Program. Due to budget issues, HUD generally "prorates" these fees nationwide. Administrative fees earned can be carried forward from year to year. Because of the relatively small number of HCVs allocated to the APHA and in use, the administrative fees from HUD do not fully cover the cost of administering the program. Housing Program Funds are utilized to cover unfunded costs. Despite the fact that the administrative fees are not adequate to cover all administrative costs of the program, the program has been required to retained a small amount of administrative fees, carrying funds over from year to year, making these funds available to cover any upfront costs of covering "portable" vouchers. Portable vouchers are those that originated from another PHA. In such cases HUD does not provide dollars directly to the State for these portable vouchers – the State must collect any amounts due from the originating public housing authority – thus requiring the agency to assure an adequate amount of cash flow to cover program expenditures that are somewhat beyond its control.

**Matching requirements:** This program has no matching requirements, but the program fees do not pay for the entire administrative cost of the program, so other sources, like the Housing Program Fund are necessary to cover some costs associated with administering this program every year.

**Special population vouchers:** 80-Vouchers are allocated for formerly homeless veterans only (aka VASH Vouchers). 84-VASH Vouchers are "shelved" for a specific Project Based Voucher award. 19-VASH Vouchers are "shelved" to compliment the Project Based Voucher award. 46-Emergency Housing Vouchers were allocated for homeless individuals and families.

**Expenditure requirements:** HUD holds an overall budget authority for this program and provides RNP Funds on a monthly basis, throughout the year. HAP - RNP expenditures are reported to HUD monthly and HUD makes frequent adjustments in the funding to assure that the APHA is not retaining dollars beyond those necessary to operate the program. The program requires that ADOH maintain a balance of administrative fees to cover "portable" vouchers (see Administrative dollars narrative – above – for more details.)

**Who uses dollars and for what:** These dollars are provided directly to private rental property owners to provide a monthly rental subsidy on behalf of an HCV program participant. The amount of the monthly rental subsidy (HAP payment) is the difference between a participating tenant's contribution (30 percent of their adjusted monthly income) and the total (Gross) rent amount.

**Other information:** APHA administers this program in Yavapai County, Arizona only (initially due to the lack of a local PHA in the county.) There are approximately 24 other PHAs located throughout the state, providing their services/programs in other locales.

## **Section 8 Project-Based Contract Administration:**

**Funds originate from:** U.S. Department of Housing and Urban Development (HUD) Multifamily Housing.

**Amount of funding:** This Performance Based Contract Administration - Annual Contributions Contract (PBCA-ACC) and Section 811 Project Rental Assistance Demonstration (811PRA) provides no funding for new housing development or activities, but simply represents on-going rental subsidies that are passed through to individual rental property owners. The amount of funding passed through this contract is based on the total amount of 122 individual rental property contracts (representing over 8,000 units) between HUD and private property owners with a Housing Assistance Payments or Rental Assistance contract. ADOH provides this funding pass through service as well as monitoring under a competitively awarded contract.

**Administrative dollars:** Under these competitively awarded contracts, ADOH earns monthly fees. Due to the competitive nature of the contract HUD has deemed all fees earned under this contract as “non-federal” funds. Thus fees, once earned, are deposited into the Housing Program Fund. For the PBCA-ACC, ADOH may suffer “disincentives” if it does not meet certain deadlines and thresholds for performance. The fees are discussed in further detail under the Housing Program Fund Revenue narrative.

**Matching requirements:** This program has no matching requirements.

**Other Set-asides:** N/A.

**Expenditure requirements:** The rental subsidy dollars that are passed through to rental property owners are transferred via wire from the U.S. Treasury to the state treasurer and these funds must be expended within 1-business day, generally less than 24 hours from the state’s account. Under contract requirements, funds – once received - must literally be transferred overnight into the bank accounts of participating property owners. Administrative fees earned may be carried over from year to year and are deposited into the Housing Program Fund (see above.)

**Who uses dollars and for what:** Pass through rental subsidies go directly to 122 participating rental properties, with a Housing Assistance Payments or Rental Assistance contract. All properties receiving subsidies were selected by and approved by HUD.

**Other information:** For the PBCA-ACC and since 2011, HUD has been involved in nationwide litigation regarding attempts to re-bid these PBCA Contracts. The ADOH will be required to respond to future bids to retain this work. Fees earned under this contract to cover administrative expenses are shown under the Housing Program Fund budget.

## **Tax Credit Assistance Program (TCAP):**

**Funds originate from:** U.S. Department of Housing and Urban Development (HUD) as part as part of ARRA economic stimulus funds.

**Amount of funding:** \$32,308,066 was awarded to the state as a formula grant.

**Administrative dollars:** None **Matching**

**requirements:** None **Other set-asides:** None.

**Expenditure requirements:** 75 percent of the funds must be expended one year from enactment; 75 percent of funds must be expended within two years and 100 percent within three years.

**Who uses dollars and for what:** Funds are restricted to use as gap financing in Low-Income Housing Tax Credit financed-projects. Amounts available per project are generally the difference between the amount of tax credits a project may receive and the total development cost, minus any other resources available to the project. All funds were committed in FY2010. Program Income will continue to be remitted into the funded from time to time and the Department will expend additional TCAP when enough has been accumulated to make it useful for a project.

**Other information:** ADOH is the sole tax credit allocating agency in the state and is therefore the only eligible entity to participate in this exchange opportunity.

### **Weatherization Assistance for Low-Income Persons:**

**Funds originate from:** U.S. Department of Energy. This funding is a formula grant, provided annually. U.S. Department of Energy. This funding is a formula grant provided annually. The formula is based on three factors including population, climate and residential energy usage data.

**Amount of funding:** Approximately \$2.3 million annually. This includes all funding for Administrative, Programmatic, Technical Assistance and Training, and Health and Safety activities.

**Administrative dollars:** Up to 15% of the total allocation can be used for administrative expenses. A minimum of 7.5% (50% of the total Admin. allowed) must be provided to the subgrantees who deliver program services. The remaining 7.5% is used by the State for administrative activities.

**Matching requirements:** This program has no matching requirements.

**Other set-asides:** Up to 15% of each sub-grantee's program funds can be used for Health and Safety repairs. A set aside of approximately 18% is used for technical assistance and training (T/TA) activities. The T/TA funds are split 50/50 between the Subgrantee providers and the State. This T/TA is calculated by formula by DOE.

**Expenditure requirements:** This federal allocation is annual and the federal contract remains open anywhere from 3 to 5 years with adjustments made annually to add the subsequent annual allocation. Unspent funds roll to the next year and are budgeted as "Carryover" funds until DOE closes out the grant agreement. Unspent funds at the close of the grant agreement are de-obligated to DOE.

**Who uses dollars and for what:** Dollars are used by nine (9) Subgrantee WAP providers who have the required experience, training and certifications to work in the DOE WAP program. After a complete home energy audit the funds are used to retrofit and install energy efficiency measures that improve home energy for low-income households through the most cost-effective measures possible. The program's objectives are to: (1) reduce fossil fuel emissions created as a result of activities within the jurisdictions of eligible entities; and (2) to reduce the total energy use of the eligible units while ensuring their health and safety.

**Other information:** Prior to SFY2016 these funds were administered by the Governor's Office of Energy and then later, the Arizona Department of Administration. ADOH began administering this program in November 2015. DOE is currently piloting a Weatherization Readiness Fund program that can be paired with WAP funds to repair non-weatherization. Subgrantees use these funds for example to repair roofing, electrical, plumbing etc. that otherwise would have deferred the home from receiving services because the home would not become more energy efficient.

# DPS-Fingerprint Fund

## *Explanation of Revenue Projections*

### **SOURCES**

The Fingerprint fund is a clearing account where fingerprint fees for manufactured housing licensees are deposited before remitting to the Department of Public Safety (DPS), which provides the fingerprinting services. The amount of fees is based on the average annual volume from past years.

# Housing Program Fund

## *Explanation of Revenue Projections*

This fund was established pursuant to A.R.S. § 41-3957, and consists of monies deposited pursuant to A.R.S. § 35-728; 41-3951; 41-3957; 41-4001; and other monies directed to be deposited in the fund and investment earnings on monies in the fund. All monies in the fund are designated as special state funds for all purposes of A.R.S. § 35-142 and are continuously appropriated and are exempt from the provisions of A.R.S. § 34-190 relating to lapsing of appropriations. The funds are to be used to pay the costs of administering the programs from which the deposits are received (which are primarily federal programs) and for other department programs.

This fund was created along with the housing agency specifically to allow the agency to operate without taxpayer-funded general fund support. Because of the agency's dependency on this fund and to off-set potential shortfalls should its fees not materialize as expected, it is fiscally prudent that this fund maintain a fairly significant "rainy day" balance. The agency's goal has been to maintain no less than an amount equal to at least 12 months to two years Housing Program Fund budget.

It is important to note that the only source of significant cash flow to this fund is fees paid in support of **federal** programs. Any sweep to this fund adversely impacts the agency's ability to administer these important federal programs, which together provide over \$200 million in resources to the state annually. For this reason the agency believes that the State needs to carefully consider whether it should exempt this fee account, which is primarily federal in nature and intended to support the agency's administration of its federal programs, from future sweeps.

Another important thing to know about this fund is that the fees that support this fund are received sporadically, meaning the fees do not arrive in neat 1/12th increments, making it necessary to always maintain a cash flow balance significant enough to meet the monthly obligations to the fund *for a fairly significant amount of time*. For this reason sweeps to this fund are especially troublesome since some cushion must be maintained to meet the cash flow necessary to meet operating costs.

Another very important consideration with respect to this fund is that the highest amount of fees received by this fund has been through just a few sources. This makes the agency especially vulnerable, should there be any disruption or lag in receipt of anticipated fees. As a result of these facts and because the agency receives no support from the State General Fund, ADOH has always taken a conservative view with respect to spending fee income and has, in fact, made an effort to build a reserve of fee income so that the agency would not be left short funded should anything happen to affect its fees. The two most significant fees are discussed in more detail below. As of August 9, 2017, due to a change in legislation, the Department retains the fees that it receives for regulating the Manufactured Housing and Modular Building industries, and this is the sole operating support for that function of the State.



**Section 8 project-based contract fees:** One of the highest sources of fees earned to date have been derived from the federal Section 8 project-based contract administration contract which is a performance based contract awarded in 2001 whereby the agency has performed certain tasks on behalf of the U.S. Department of Housing and Urban Development (HUD). This contract currently provides approximately \$3.4 million to the Housing Program Fund annually, although the amount received may be somewhat higher if additional tasks are added to the contract during the fiscal year. It remains a very small possibility that should the work be re-bid nationally (PBCA-ACC), that the State may not retain this contract and thus would lose this income entirely. Such a loss would be offset by a reduction in force that would take place if the work were no longer required, however, the fees brought to the Department through this work exceed the actual cost of providing the service, so this could be somewhat detrimental to the overall operating budget.

**LIHTC-related fees:** The other very significant source of fees are those derived from developers who are applying for or reserving federal tax credits through the Low-Income Housing Tax Credit Program, a program of the U.S. Department of the Treasury's Internal Revenue Service (IRS). Because of the competitive nature of this program, with developers profiting through participation, the chance that this program could be paralyzed by litigation or threat of litigation is a possibility that the agency views as a contingent liability. This significantly adds to the agency's concerns about maintaining a reserve in this fund. Fees from the low-income housing tax credit program could be adversely affected if even one unsatisfied developer filed litigation against the agency and requested an injunction from the program moving forward with its annual allocation of tax credits. We have observed this happen in other states, thereby stalling the program from moving forward for as much as a year or more, and freezing the program's ability to garner any new fees (and sometimes requiring an agency to refund fees already collected), yet requiring the maintenance of staffing levels and ongoing operating expenses. Such a stalling of fees would have significant fiscal impacts on the agency and could cause as much as a \$2 million loss in the agency's annual expected income if fees were nonexistent for a year due to a freeze on this program. Again, such a loss of income could require that the agency significantly downsize, if it does not have access to a reasonable rainy day balance in its Housing Program Fund account.

**Manufactured Housing Fees.** The Manufactured Housing Division charges fees for a number of services, including certificates, licensing, permitting, plan review and inspection related activities.

**Private Utility Grants.** Since FY2016, the Department receives private utility grant funds from Southwest Gas, Inc., APS, and SRP to be used for the Weatherization assistance programs operated by the State. These funds are maintained in the Housing Program Fund.

Estimated fees to be received in this budget submission are based on experience in past years, as well as additional information below:

- **Federal Section 8 project-based contract fees.** From the Performance Based Contract Administration - Annual Contributions Contract (PBCA-ACC) and Section 811 Project Rental Assistance Demonstration (811PRA), we are projecting fees earned for this work performed under these contracts with HUD will be approximately \$3.6 million in FY2025.
- **Federal LIHTC-related fees.** Fees fluctuate from year to year, especially when the Department “forward allocates” future year tax credits in a fiscal year. Outside of that, fees generated can also be impacted by the date that the funding awards are announced and finally built, since both of these milestones affects when final project fees are paid. In some instances, the Department has had two rounds of funding with associated fees due in one fiscal year and none the next. Each of these variables can affect the amount of fees realized in any fiscal year. Lastly, another component of these fees are that Compliance-related fees are expected to trend upwards slightly each year due to the addition of new rental housing stock to the agency’s portfolio – each of which pay an annual compliance fee, although a few properties may also exit the program somewhat offsetting some of the gains in new fees.
- **Workshop fees.** Expected to remain steady at approximately \$220K a year. Workshop fees are charged for training concerning Manufactured Housing, Low-Income Housing Tax Credit and HOME Program compliance; inspection training, the Department’s Annual Housing Forum which provides training for approximately 400 individuals each year; and other trainings.
- **Interest.** This projection was based on the most recent history of interest earned on the account.
- **Utility Grants.** This projection was based on historical figures and future year expectations. Currently the only grant deposited into this fund comes from SW Gas, APS and SRP to be used in the State’s Weatherization Program.

# State Housing Trust Fund

## *Explanation of Revenue Projections*

Authorized under A.R.S. § 41-3955 in 1989, the Housing Trust Fund originally received an annual allocation of 35 percent of the State's Unclaimed Property Fund which is administered by the Arizona Department of Revenue (ADOR). The original allocation amounted to approximately \$2-3 million. In 1997 the allocation was increased to 55 percent of Unclaimed Property, which increased the annual allocation to approximately \$7 million. FY2009, due to the growth of the State's Unclaimed Property revenues, the fund had grown to approximately \$30 million a year. When the recession hit its peak causing great decreases in State revenues, the Legislature began to look to the fund for sweeps. Due to ongoing revenue shortfalls, in FY2010, the annual allocation for Housing was reduced by the Legislature to \$10.5 million; then in FY2011, the Legislature capped the annual allocation at \$2.5 million, where it remains today. The amount of \$2.5 million was settled on in order to give the Department enough State resources to meet its Federal fund matching requirements and to pay for administrative costs to monitor the hundreds of rental properties and shelters funded through the resource. Except for a small administrative appropriation which comes out of the trust funds in the account each year, all other program funds in the State Housing Trust Fund are non-appropriated and non-lapsing.

At the end of each fiscal year, the agency continues to oversee a significant number of programs and projects that have been funded with awards in previous years which are being spent over multiple years, as is generally the case with housing projects. The timing of other funds that are deposited into the account also varies, as described below, with some funds not arriving into the account until June 30, when the fiscal year is literally over. Because awards from the Housing Trust Fund are typically spent over an average of 18 months to two years (by method of reimbursement), the Housing Trust Fund will always continue to appear to carry an unspent balance at the end of each fiscal year. We cannot overemphasize enough that the year-end balance is misleading, as the agency generally has commitments for nearly all cash on hand as of every June 30. The cash flow projections in this section demonstrate the amount of commitments carried forward from one year to the next.

Expected revenue projections include:

**State General Fund.** During FY24, the state Housing Trust Fund received an allocation of \$150 million dollars. In FY25, the state Housing Trust Fund received an allocation of \$15 million dollars. Previous one-time allocations include a general fund transfer of \$15 million in FY20 and \$60 million in FY23.

**Unclaimed Property.** Estimates are based on a statutory provision requiring \$2.5 million to be transferred to the Housing Trust Fund on an annual basis.

**Treasurer's Interest Income.** These estimates are based on the most recent interest rate earnings experienced over the past few months applied to expected monthly cash flow ending balances over the term of this budget.

**Loan and Other Interest Income.** These estimates are based on average loan repayments expected, although all such loans with the Department include deferral provisions. Because these funds may not materialize, funds are not budgeted for use until the funds are received and are held in the trust fund account. As a result, the FY24 through FY25 estimates for expenditures conservatively do not reflect any use of such estimated funds.

**Arizona Industrial Development Authority (AzIDA) Fees.** Beginning in FY2017, the Legislature required that the fee income or excess proceeds garnered by the AzIDA's single-family mortgage programs that were originally begun by the Arizona Department of Housing and the Arizona Housing Finance Authority to be deposited into the State Housing Trust Fund at the end of each fiscal year. These revenues will not be received and the final transfer amount will not be verifiable until June 30 of each year.

# Mobile Home Relocation Fund

## *Explanation of Revenue Projections*

### SOURCES

**Arizona Revised Statute § 33-1476.02** - Mobile home relocation fund; investment of monies

The Mobile Home Relocation Fund revenue projection is based on recent actuals.

# ADOH IGA/ISA Fund

## *Explanation of Revenue Projections*

### SOURCES

As of FY2019, the IGA/ISA fund only holds funds that are reimbursed to ADOH from the Arizona Department of Economic Security (DES) for the Department to administer the weatherization assistance portion of the federal LIHEAP program.

# Manufactured Housing Consumer Recovery Fund

## *Explanation of Revenue Projections*

### SOURCES

**Arizona Revised Statute § 41-4043** - Recovery from fund; claim against licensee; subrogation; appeal; statute of limitations

The Consumer Recovery Fund revenue projection is based on recent actuals. Revenues include fees charged to manufactured housing dealers and brokers and factory-built buildings designed for residential use.

# Manufactured Housing Cash Bond Fund

## *Explanation of Revenue Projections*

### SOURCES

**Arizona Revised Statute § 41-4029** - Bonds and cash deposits; requirements; fund

The Cash Bond Fund revenue projection is based on recent actuals. Deposits are rare. Payouts from this fund are shown as a reduction of income as all payouts are reversals of monies paid into the fund. Sources of revenue include cash deposits made by housing licensees prior to the granting of an original license. Refunds are made two years after the license is no longer valid to allow a period for consumer complaints based on failures by the licensee.

# Federal Funds



State of Arizona Federal Funds Statement

**Transmittal Statement**

Arizona Department of Housing

Governor Hobbs:

This and the accompanying schedules constitute the Statement of Federal Funds for this agency for Fiscal Year 2026.

To the best of my knowledge all statements and explanations submitted are true and correct.

Agency Head Signature 

<b>Grant Name</b>	<b>FY 2024 Expenditures</b>	<b>FY 2025 Expenditures</b>	<b>FY 2026 Expenditures</b>
Community Development Block Grants/State's program and Non-Entitlement Gr:	8,910.21	8,974.06	8,974.06
Continuum of Care Program	4,755.91	4,888.26	4,888.26
Home Investment Partnerships Program	14,640.59	14,839.51	14,839.51
Homeowner Assistance Fund	59,937.5	530.1	80
Housing Opportunities for Persons with AIDS	546.09	549.8	549.8
Housing Trust Fund	12,746.82	12,751.97	12,751.97
Manufactured Housing SSA	109.6	140.97	140.97
Project Rental Assistance Demonstration (PRA Demo) Program of Section 811 §	403.57	412.9	412.9
Section 8 Housing Assistance Payments Program	70,469.39	70,469.39	70,469.39
Section 8 Housing Choice Vouchers	1,516.83	1,586.64	1,586.64
Weatherization Assistance Program (WAP)	5,626.61	5,721.2	5,721.2

## Listing of All Federal Funds by Grant

Agency:	HDA Arizona Department of Housing				
<b>Title:</b>	Weatherization Assistance Program (WAP)				
<b>AFIS Grant No:</b>	00000	<b>CFDA:</b>	81.042	<b>Grantor:</b>	Weatherization Assistance for Low-Income Persons
<b>Periodic:</b>		<b>Start Date:</b>	7/01/1990	<b>End Date:</b>	6/30/2050
<b>Type of Grant:</b>	Formula Funding	<b>If Other, Explain:</b>			
<b>Fed. % or \$ Cap:</b>		<b>Source of Match:</b>			
<b>AFIS fund number where the grant is maintained:</b>		HD2000	<b>Administrative costs are permitted to be paid using this federal money:</b>		
<b>Is this American Recovery and Reinvestment Act money (Stimulus)?</b>		No	<input checked="" type="checkbox"/>		
<b>Is this from 2020 federal stimulus funding?</b>		No			
<b>Description:</b>	<p>To improve home energy efficiency for low-income families through the most cost-effective measures possible. The program's additional objectives are:</p> <ol style="list-style-type: none"> <li>1. To reduce fossil fuel emissions created as a result of activities within the jurisdictions of eligible entities; and</li> <li>2. To reduce the total energy use of the eligible units while ensuring their health and safety.</li> </ol>				
<b>Title:</b>	Section 8 Housing Assistance Payments Program				
<b>AFIS Grant No:</b>	208210	<b>CFDA:</b>	14.195	<b>Grantor:</b>	Section 8 Housing Assistance Payments Program
<b>Periodic:</b>	Periodic Renewal	<b>Start Date:</b>	7/01/2001	<b>End Date:</b>	6/30/2050
<b>Type of Grant:</b>	Pass-Through Funding	<b>If Other, Explain:</b> This is a competitively won, performance based contract with HUD and may be subject to rebid in the near future.			
<b>Fed. % or \$ Cap:</b>		<b>Source of Match:</b> No match requirement			
<b>AFIS fund number where the grant is maintained:</b>		HD2000	<b>Administrative costs are permitted to be paid using this federal money:</b>		
<b>Is this American Recovery and Reinvestment Act money (Stimulus)?</b>		No	<input type="checkbox"/>		
<b>Is this from 2020 federal stimulus funding?</b>		No			
<b>Description:</b>	To provide rental assistance to very low income individuals and families enabling them to live in affordable decent, safe and sanitary housing.				

## Listing of All Federal Funds by Grant

<b>Agency:</b>	HDA Arizona Department of Housing				
<b>Title:</b>	Community Development Block Grants/State's program and Non-Entitlement Grants in Hawaii				
<b>AFIS Grant No:</b>	040001	<b>CFDA:</b>	14.228	<b>Grantor:</b>	Community Development Block Grants/State's program and Non-Entitlement Grants in Hawaii
<b>Periodic:</b>	One-Time	<b>Start Date:</b>	3/24/2009	<b>End Date:</b>	6/30/2050
<b>Type of Grant:</b>	Formula Funding	<b>If Other, Explain:</b>	HERA Funding, commonly referred to as the Neighborhood Stabilization Program (NSP) I and III. The original program concluded in 2013. All remaining funds in the account are Program Income. Program Income may be used in perpetuity.		
<b>Fed. % or \$ Cap:</b>	10%	<b>Source of Match:</b>	No match requirement		
<b>AFIS fund number where the grant is maintained:</b>			HD2000	<b>Administrative costs are permitted to be paid using this federal money:</b>	<input checked="" type="checkbox"/>
<b>Is this American Recovery and Reinvestment Act money (Stimulus)?</b>			No		
<b>Is this from 2020 federal stimulus funding?</b>			No		
<b>Description:</b>	The primary objective of this program is the development of viable urban communities by providing decent housing, a suitable living environment, and expanding economic opportunities, principally for persons of low- and moderate-income. Each activity funded must meet one of the program's National Objectives by: Benefiting low- and moderate-income families; aiding in the prevention or elimination of slums or blight; or meeting other community development needs having a particular urgency because existing conditions pose a serious and immediate threat to the health or welfare of the community where other financial resources are not available.				

<b>Title:</b>	Home Investment Partnerships Program				
<b>AFIS Grant No:</b>	633097	<b>CFDA:</b>	14.239	<b>Grantor:</b>	Home Investment Partnerships Program
<b>Periodic:</b>	On-Going	<b>Start Date:</b>	7/01/1992	<b>End Date:</b>	6/30/2050
<b>Type of Grant:</b>	Formula Funding	<b>If Other, Explain:</b>			
<b>Fed. % or \$ Cap:</b>	10%	<b>Source of Match:</b>	Housing Trust Fund		
<b>AFIS fund number where the grant is maintained:</b>			HD2000	<b>Administrative costs are permitted to be paid using this federal money:</b>	<input checked="" type="checkbox"/>
<b>Is this American Recovery and Reinvestment Act money (Stimulus)?</b>			No		
<b>Is this from 2020 federal stimulus funding?</b>			No		
<b>Description:</b>	To expand the supply of affordable housing, particularly rental housing, for low and very low income Americans; to strengthen the abilities of State and local governments to design and implement strategies for achieving adequate supplies of decent, affordable housing; and to extend and strengthen partnerships among all levels of government and the private sector, including for-profit and nonprofit organizations, in the production and operation of affordable housing.				

## Listing of All Federal Funds by Grant

<b>Agency:</b>	HDA	Arizona Department of Housing
----------------	-----	-------------------------------

<b>Title:</b>	Housing Opportunities for Persons with AIDS				
<b>AFIS Grant No:</b>	299999	<b>CFDA:</b>	14.241	<b>Grantor:</b>	Housing Opportunities for Persons with AIDS
<b>Periodic:</b>	On-Going	<b>Start Date:</b>	10/28/1992	<b>End Date:</b>	6/30/2050
<b>Type of Grant:</b>	Formula Funding	<b>If Other, Explain:</b>			
<b>Fed. % or \$ Cap:</b>	2%	<b>Source of Match:</b>	No match requirements		
<b>AFIS fund number where the grant is maintained:</b>		HD2000	<b>Administrative costs are permitted to be paid using this federal money:</b>		
<b>Is this American Recovery and Reinvestment Act money (Stimulus)?</b>		No	<div style="border: 1px solid black; padding: 2px; display: inline-block;">X</div>		
<b>Is this from 2020 federal stimulus funding?</b>		No			
<b>Description:</b>	To provide States and localities with the resources and incentives to devise long-term comprehensive strategies for meeting the supportive housing needs of low-income persons and their families living with HIV/AIDS in order to prevent homelessness and sustain housing stability for HOPWA program beneficiaries.				

<b>Title:</b>	Continuum of Care Program				
<b>AFIS Grant No:</b>	141205	<b>CFDA:</b>	14.267	<b>Grantor:</b>	Continuum of Care Program
<b>Periodic:</b>	Periodic Renewal	<b>Start Date:</b>	7/01/2013	<b>End Date:</b>	6/30/2050
<b>Type of Grant:</b>	Competitive Funding	<b>If Other, Explain:</b>			
<b>Fed. % or \$ Cap:</b>	6%	<b>Source of Match:</b>	Housing Trust Fund		
<b>AFIS fund number where the grant is maintained:</b>		HD2000	<b>Administrative costs are permitted to be paid using this federal money:</b>		
<b>Is this American Recovery and Reinvestment Act money (Stimulus)?</b>		No	<div style="border: 1px solid black; padding: 2px; display: inline-block;">X</div>		
<b>Is this from 2020 federal stimulus funding?</b>		No			
<b>Description:</b>	The program is designed to promote community-wide commitment to the goal of ending homelessness; provide funding for efforts by nonprofit providers, States, and local governments to quickly house homeless individuals and families while minimizing the trauma and dislocation caused to homeless individuals, families, and communities by homelessness; promote access to and effective utilization of mainstream programs by homeless individuals and families; and optimize self-sufficiency among individuals and families experiencing homelessness. Continuum of Care Program funds may be used to pay for the eligible costs used to establish and operate projects under five program components: (i) permanent housing, which includes permanent supportive housing for persons with disabilities, and rapid rehousing; (ii) transitional housing; (iii) supportive services only; (iv) Homeless Management Information Systems (HMIS), and (v) in some cases, homelessness prevention.				

## Listing of All Federal Funds by Grant

<b>Agency:</b>	HDA Arizona Department of Housing				
<b>Title:</b>	Weatherization Assistance for Low-Income Persons				
<b>AFIS Grant No:</b>	16681	<b>CFDA:</b>	81.042	<b>Grantor:</b>	Weatherization Assistance for Low-Income Persons
<b>Periodic:</b>	On-Going	<b>Start Date:</b>	1/03/1900	<b>End Date:</b>	1/03/1900
<b>Type of Grant:</b>	Formula Funding	<b>If Other, Explain:</b>			
<b>Fed. % or \$ Cap:</b>		<b>Source of Match:</b>			
<b>AFIS fund number where the grant is maintained:</b>		HD12501		<b>Administrative costs are permitted to be paid using this federal money:</b>	
<b>Is this American Recovery and Reinvestment Act money (Stimulus)?</b>		No		<input checked="" type="checkbox"/>	
<b>Is this from 2020 federal stimulus funding?</b>		No			
<b>Description:</b>	<p>To improve home energy efficiency for low-income families through the most cost-effective measures possible. The program's additional objectives are:</p> <ol style="list-style-type: none"> <li>1. To reduce fossil fuel emissions created as a result of activities within the jurisdictions of eligible entities; and</li> <li>2. To reduce the total energy use of the eligible units while ensuring their health and safety.</li> </ol>				

<b>Title:</b>	Manufactured Home Dispute Resolution				
<b>AFIS Grant No:</b>	16681	<b>CFDA:</b>	14.171	<b>Grantor:</b>	Manufactured Home Dispute Resolution
<b>Periodic:</b>	On-Going	<b>Start Date:</b>	1/03/1900	<b>End Date:</b>	1/03/1900
<b>Type of Grant:</b>	Continuation Funding	<b>If Other, Explain:</b> This is a Cooperative Agreement through which HUD pays the State a compensation fee for serving as the administrator for the HUD Manufactured Housing Program.			
<b>Fed. % or \$ Cap:</b>		<b>Source of Match:</b> None required			
<b>AFIS fund number where the grant is maintained:</b>		HD30200		<b>Administrative costs are permitted to be paid using this federal money:</b>	
<b>Is this American Recovery and Reinvestment Act money (Stimulus)?</b>		No		<input checked="" type="checkbox"/>	
<b>Is this from 2020 federal stimulus funding?</b>		No			
<b>Description:</b>	<p>To provide for a dispute resolution program for the timely resolution of disputes between manufacturers, retailers, and installers of manufactured homes regarding responsibility, and for the issuance of appropriate orders, for the correction or repair of defects in manufactured homes (Sec 5422(c)(12)) in each state that does not establish a HUD-approved dispute resolution program (Sec 5422(g))</p>				

## Listing of All Federal Funds by Grant

<b>Agency:</b>	HDA	Arizona Department of Housing
----------------	-----	-------------------------------

**Title:** Housing Trust Fund

**AFIS Grant No:** 00000      **CFDA:** 14.275      **Grantor:** Housing Trust Fund

**Periodic:** On-Going      **Start Date:** 7/01/2016      **End Date:** 6/30/2050

**Type of Grant:** Formula Funding      **If Other, Explain:** AFIS Grant # is not yet available, as grant has not yet been set up in AFIS

**Fed. % or \$ Cap:**      **Source of Match:** None required

**AFIS fund number where the grant is maintained:** HD2000      **Administrative costs are permitted to be paid using this federal money:**

**Is this American Recovery and Reinvestment Act money (Stimulus)?** No

**Is this from 2020 federal stimulus funding?** No

**Description:** To expand and preserve the supply of affordable housing, particularly rental housing, for extremely low-income and very low income households.

**Title:** Project Rental Assistance Demonstration (PRA Demo) Program of Section 811 Supportive Housing for Persons with Disabilities

**AFIS Grant No:** 00000      **CFDA:** 14.326      **Grantor:** Project Rental Assistance Demonstration (PRA Demo) Program of Section 811 Supportive Housing for Persons with Disabilities

**Periodic:** Periodic Renewal      **Start Date:** 2/11/2016      **End Date:** 2/10/2026

**Type of Grant:** Competitive Funding      **If Other, Explain:** This is a competitively won Cooperative Agreement. AFIS grant # pending, has not yet been set up in AFIS. Disbursements will not commence until rental properties execute contracts to utilize the assistance. As of 2017 all assistance is under review.

**Fed. % or \$ Cap:**      **Source of Match:** None required

**AFIS fund number where the grant is maintained:** HD2000      **Administrative costs are permitted to be paid using this federal money:**

**Is this American Recovery and Reinvestment Act money (Stimulus)?** No

**Is this from 2020 federal stimulus funding?** No

**Description:** The Project Rental Assistance (PRA) provides funding to state housing agencies for project-based rental operating assistance for extremely low-income persons with disabilities. The primary purpose is to identify, stimulate, and support innovate state-level strategies that will transform and increase housing for low-income persons with disabilities while also making available appropriate support and services.

## Listing of All Federal Funds by Grant

<b>Agency:</b>	<b>HDA Arizona Department of Housing</b>		
<b>Title:</b>	Homeowner Assistance Fund		
<b>AFIS Grant No:</b>	00000	<b>CFDA:</b>	21.026
		<b>Grantor:</b>	Homeowner Assistance Fund
<b>Periodic:</b>	On-Going	<b>Start Date:</b>	4/14/2021
		<b>End Date:</b>	9/30/2026
<b>Type of Grant:</b>	Formula Funding	<b>If Other, Explain:</b>	
<b>Fed. % or \$ Cap:</b>		<b>Source of Match:</b>	
<b>AFIS fund number where the grant is maintained:</b>		HD2986	<b>Administrative costs are permitted to be paid using this federal money:</b> <div style="border: 1px solid black; width: 20px; height: 20px; text-align: center; margin: 5px auto;">X</div>
<b>Is this American Recovery and Reinvestment Act money (Stimulus)?</b>		No	
<b>Is this from 2020 federal stimulus funding?</b>		Yes	
<b>Description:</b>	<p>Section 3206 of the American Rescue Plan Act of 2021, (the "Act"), Pub. L. No. 117-2 (March 11, 2021) established the \$9.961 billion Homeowner Assistance Fund ("HAF"). Under HAF, Treasury will make payments directly to States (defined to include the District of Columbia, the Commonwealth of Puerto Rico, the United States Virgin Islands, Guam, the Commonwealth of the Northern Mariana Islands, and American Samoa), the Department of Hawaiian Home Lands (DHHL), and Indian Tribes or tribally designated housing entities (collectively the "eligible entities") to mitigate financial hardships associated with the coronavirus pandemic, for the purpose of preventing homeowner mortgage delinquencies, defaults, foreclosures, loss of utilities or home energy services, and displacements of homeowners experiencing financial hardship after January 21, 2020, through qualified expenses related to mortgages and housing. States, the District of Columbia, and U.S. Territories must have requested funding from Treasury no later than April 25, 2021, which was 45 days after enactment of the Act, in order to receive funding under HAF. Tribes and the Department of Hawaiian Home Lands must have requested funding from Treasury by December 15, 2021, to receive payment under HAF.</p>		

## Listing of All Federal Funds by Grant

<b>Agency:</b>	HDA	Arizona Department of Housing
----------------	-----	-------------------------------

**Title:** Section 8 Housing Choice Vouchers

<b>AFIS Grant No:</b> 777094	<b>CFDA:</b> 14.871	<b>Grantor:</b> Section 8 Housing Choice Vouchers
------------------------------	---------------------	---

<b>Periodic:</b> On-Going	<b>Start Date:</b> 7/01/1995	<b>End Date:</b> 6/30/2050
---------------------------	------------------------------	----------------------------

<b>Type of Grant:</b> Continuation Funding	<b>If Other, Explain:</b> Ongoing assistance program serving Yavapai County only.
--	---

<b>Fed. % or \$ Cap:</b> Fee based	<b>Source of Match:</b> No match requirement
------------------------------------	--

<b>AFIS fund number where the grant is maintained:</b> HD2000	<b>Administrative costs are permitted to be paid using this federal money:</b>
<b>Is this American Recovery and Reinvestment Act money (Stimulus)?</b> No	<div style="border: 1px solid black; padding: 2px; display: inline-block;">X</div>
<b>Is this from 2020 federal stimulus funding?</b> No	

**Description:** The housing choice voucher program is the federal government's major program for assisting very low-income families, the elderly, and the disabled to afford decent, safe, and sanitary housing in the private market. Since housing assistance is provided on behalf of the family or individual, participants are able to find their own housing, including single-family homes, townhouses and apartments. The participant is free to choose any housing that meets the requirements of the program and is not limited to units located in subsidized housing projects. The program serves the most economically vulnerable families in the country, including families with disabilities, elderly families, formerly homeless veterans, and families with children, through federal assistance voucher payments in the provision of meeting their rental housing needs. HUD regulations merged the former Section 8 Rental Voucher program (14.855) with the former Section 8 Certificate program (14.857). Section 502 of the Public Housing Reform Act states that a purpose of the legislation is "consolidating the voucher and certificate programs for rental assistance under Section 8 of the United States Housing Act of 1937 (the "USHA") into a single market-driven program that will assist in making tenant-based rental assistance more successful at helping low-income families obtain affordable housing and will increase housing choice for low-income families". The HCVP is administered by local public housing agencies (PHAs) authorized under State law to operate housing programs within an area or jurisdiction. The PHAs receive federal funds from the U.S. Department of Housing and Urban Development (HUD) to administer the voucher program. The PHA accepts a family's application for rental assistance, selects the applicant family for admission, and issues the selected family a voucher confirming the family's eligibility for assistance. The family must then find and lease a dwelling unit suitable to the family's needs and desires in the private rental market. The PHAs sign Housing Assistant Payment contracts with the landlords, and housing subsidy is paid to the landlord directly by the PHA on behalf of the participating family. The family then pays the difference between the actual rent charged by the landlord and the amount subsidized by the program. Under certain circumstances, if authorized by the PHA, a family may use its voucher to purchase a modest home.



## Federal Funds Sources & Uses Summary of all Federal Funds Grants

**Agency:** HDA Arizona Department of Housing

	FY 2024 Actual	FY 2025 Estimate	FY 2026 Budget
FTE Positions	15.7	24.3	22.0
<b>Beginning Balance</b>	67,816.0	17,045.4	20,373.1
<b>Revenues</b>			
New Federal Revenue	118,078.6	118,078.6	118,078.6
Pass Through Funds (From Other State Agencies)	5,813.9	5,813.9	5,813.9
Transfers and Other Funds (In)	5,000.0	300.0	-
<b>Total Revenue</b>	<b>128,892.5</b>	<b>124,192.5</b>	<b>123,892.5</b>
<b>Expenditures</b>			
Personal Services	1,661.5	2,046.9	1,994.9
Employee Related Expenses	652.7	794.9	774.6
Professional and Outside Services	1,664.1	157.3	84.5
Travel In-State	44.4	56.6	56.6
Travel Out-of-State	6.4	7.0	7.0
Food	-	-	-
Pass Through Funds (To Other State Agencies)	-	-	-
Pass Through Funds (To Non-State Agencies)	171,659.1	117,010.8	117,010.8
Aid to Individuals	-	-	-
Other Operating Expenses	1,519.5	771.0	466.0
Land Acquisition and Capital Projects	-	-	-
Capital and Non Capital Equipment	2,455.4	20.3	20.3
Cost Allocation / Indirect Costs	-	-	-
Transfers and Refunds (Out)	-	-	-
<b>Total Expenditures</b>	<b>179,663.1</b>	<b>120,864.8</b>	<b>120,414.7</b>
<b>Ending Balance</b>	<b>17,045.4</b>	<b>20,373.1</b>	<b>23,850.9</b>

## Sources & Uses Details of All Grants

<b>Agency:</b>	HDA Arizona Department of Housing
<b>Grant Title:</b>	Weatherization Assistance Program (WAP)
<b>AFIS Grant #:</b>	<b>CFDA:</b> 81.042

	FY 2024 Actual	FY 2025 Estimate	FY 2026 Budget
FTE Positions	1.4	2.0	2.0
<b>Beginning Balance</b>	(188.1)	(0.7)	92.0
<b>Revenues</b>			
New Federal Revenue	-	-	-
Pass Through Funds (From Other State Agencies)	5,813.9	5,813.9	5,813.9
Transfers and Other Funds (In)	-	-	-
<b>Total Revenue</b>	<b>5,813.9</b>	<b>5,813.9</b>	<b>5,813.9</b>
<b>Expenditures</b>			
Personal Services	193.7	251.9	251.9
Employee Related Expenses	76.1	98.9	98.9
Professional and Outside Services	-	-	-
Travel In-State	4.5	5.9	5.9
Travel Out-of-State	6.8	7.0	7.0
Food	-	-	-
Pass Through Funds (To Other State Agencies)	-	-	-
Pass Through Funds (To Non-State Agencies)	5,103.9	5,103.9	5,103.9
Aid to Individuals	-	-	-
Other Operating Expenses	241.5	253.6	253.6
Land Acquisition and Capital Projects	-	-	-
Capital and Non Capital Equipment	0.0	0.0	0.0
Cost Allocation / Indirect Costs	-	-	-
Transfers and Refunds (Out)	-	-	-
<b>Total Expenditures</b>	<b>5,626.6</b>	<b>5,721.2</b>	<b>5,721.2</b>
<b>Ending Balance</b>	<b>(0.7)</b>	<b>92.0</b>	<b>184.8</b>

## Sources & Uses Details of All Grants

**Agency:** HDA Arizona Department of Housing

**Grant Title:** Manufactured Housing SSA

**AFIS Grant #:**

**CFDA:**

	FY 2024 Actual	FY 2025 Estimate	FY 2026 Budget
FTE Positions	1.0	2.0	2.0
<b>Beginning Balance</b>	614.5	647.3	648.8
<b>Revenues</b>			
New Federal Revenue	142.4	142.4	142.4
Pass Through Funds (From Other State Agencies)	-	-	-
Transfers and Other Funds (In)	-	-	-
<b>Total Revenue</b>	<b>142.4</b>	<b>142.4</b>	<b>142.4</b>
<b>Expenditures</b>			
Personal Services	56.5	73.5	73.5
Employee Related Expenses	19.9	25.9	25.9
Professional and Outside Services	0.1	0.1	0.1
Travel In-State	27.2	35.3	35.3
Travel Out-of-State	-	-	-
Food	-	-	-
Pass Through Funds (To Other State Agencies)	-	-	-
Pass Through Funds (To Non-State Agencies)	-	-	-
Aid to Individuals	-	-	-
Other Operating Expenses	5.4	5.7	5.7
Land Acquisition and Capital Projects	-	-	-
Capital and Non Capital Equipment	0.5	0.5	0.5
Cost Allocation / Indirect Costs	-	-	-
Transfers and Refunds (Out)	-	-	-
<b>Total Expenditures</b>	<b>109.6</b>	<b>141.0</b>	<b>141.0</b>
<b>Ending Balance</b>	<b>647.3</b>	<b>648.8</b>	<b>650.2</b>

## Sources & Uses Details of All Grants

<b>Agency:</b>	HDA Arizona Department of Housing		
<b>Grant Title:</b>	Section 8 Housing Assistance Payments Program		
<b>AFIS Grant #:</b>	208210	<b>CFDA:</b>	14.195

	FY 2024 Actual	FY 2025 Estimate	FY 2026 Budget
FTE Positions	-	5.0	5.0
<b>Beginning Balance</b>	-	5,810.8	11,621.6
<b>Revenues</b>			
New Federal Revenue	76,280.2	76,280.2	76,280.2
Pass Through Funds (From Other State Agencies)	-	-	-
Transfers and Other Funds (In)	-	-	-
<b>Total Revenue</b>	<b>76,280.2</b>	<b>76,280.2</b>	<b>76,280.2</b>
<b>Expenditures</b>			
Personal Services	-	-	-
Employee Related Expenses	-	-	-
Professional and Outside Services	-	-	-
Travel In-State	-	-	-
Travel Out-of-State	-	-	-
Food	-	-	-
Pass Through Funds (To Other State Agencies)	-	-	-
Pass Through Funds (To Non-State Agencies)	70,469.4	70,469.4	70,469.4
Aid to Individuals	-	-	-
Other Operating Expenses	-	-	-
Land Acquisition and Capital Projects	-	-	-
Capital and Non Capital Equipment	-	-	-
Cost Allocation / Indirect Costs	-	-	-
Transfers and Refunds (Out)	-	-	-
<b>Total Expenditures</b>	<b>70,469.4</b>	<b>70,469.4</b>	<b>70,469.4</b>
<b>Ending Balance</b>	<b>5,810.8</b>	<b>11,621.6</b>	<b>17,432.4</b>

## Sources & Uses Details of All Grants

<b>Agency:</b>	HDA Arizona Department of Housing		
<b>Grant Title:</b>	Community Development Block Grants/State's program and Non-Entitlement Grants in Hawaii		
<b>AFIS Grant #:</b>	040001	<b>CFDA:</b>	14.228

	FY 2024 Actual	FY 2025 Estimate	FY 2026 Budget
FTE Positions	2.1	2.3	-
<b>Beginning Balance</b>	190.3	190.5	126.8
<b>Revenues</b>			
New Federal Revenue	8,910.4	8,910.4	8,910.4
Pass Through Funds (From Other State Agencies)	-	-	-
Transfers and Other Funds (In)	-	-	-
<b>Total Revenue</b>	<b>8,910.4</b>	<b>8,910.4</b>	<b>8,910.4</b>
<b>Expenditures</b>			
Personal Services	146.6	190.6	190.6
Employee Related Expenses	59.6	77.5	77.5
Professional and Outside Services	0.1	0.2	0.2
Travel In-State	1.2	1.2	1.2
Travel Out-of-State	-	-	-
Food	-	-	-
Pass Through Funds (To Other State Agencies)	-	-	-
Pass Through Funds (To Non-State Agencies)	8,662.3	8,662.3	8,662.3
Aid to Individuals	-	-	-
Other Operating Expenses	35.8	37.5	37.5
Land Acquisition and Capital Projects	-	-	-
Capital and Non Capital Equipment	4.6	4.8	4.8
Cost Allocation / Indirect Costs	-	-	-
Transfers and Refunds (Out)	-	-	-
<b>Total Expenditures</b>	<b>8,910.2</b>	<b>8,974.1</b>	<b>8,974.1</b>
<b>Ending Balance</b>	<b>190.5</b>	<b>126.8</b>	<b>63.1</b>

## Sources & Uses Details of All Grants

<b>Agency:</b>	HDA Arizona Department of Housing		
<b>Grant Title:</b>	Home Investment Partnerships Program		
<b>AFIS Grant #:</b>	633097	<b>CFDA:</b>	14.239

	FY 2024 Actual	FY 2025 Estimate	FY 2026 Budget
FTE Positions	5.4	7.0	7.0
<b>Beginning Balance</b>	11,489.2	9,677.4	7,666.6
<b>Revenues</b>			
New Federal Revenue	12,828.7	12,828.7	12,828.7
Pass Through Funds (From Other State Agencies)	-	-	-
Transfers and Other Funds (In)	-	-	-
<b>Total Revenue</b>	<b>12,828.7</b>	<b>12,828.7</b>	<b>12,828.7</b>
<b>Expenditures</b>			
Personal Services	462.9	601.7	601.7
Employee Related Expenses	179.1	232.8	232.8
Professional and Outside Services	5.6	5.9	5.9
Travel In-State	8.4	10.9	10.9
Travel Out-of-State	-	-	-
Food	-	-	-
Pass Through Funds (To Other State Agencies)	-	-	-
Pass Through Funds (To Non-State Agencies)	13,912.3	13,912.3	13,912.3
Aid to Individuals	-	-	-
Other Operating Expenses	68.6	72.0	72.0
Land Acquisition and Capital Projects	-	-	-
Capital and Non Capital Equipment	3.7	3.8	3.8
Cost Allocation / Indirect Costs	-	-	-
Transfers and Refunds (Out)	-	-	-
<b>Total Expenditures</b>	<b>14,640.6</b>	<b>14,839.5</b>	<b>14,839.5</b>
<b>Ending Balance</b>	<b>9,677.4</b>	<b>7,666.6</b>	<b>5,655.8</b>

## Sources & Uses Details of All Grants

<b>Agency:</b>	HDA Arizona Department of Housing		
<b>Grant Title:</b>	Housing Opportunities for Persons with AIDS		
<b>AFIS Grant #:</b>	299999	<b>CFDA:</b>	14.241

	FY 2024 Actual	FY 2025 Estimate	FY 2026 Budget
FTE Positions	0.1	0.1	0.1
<b>Beginning Balance</b>	0.0	0.4	(2.9)
<b>Revenues</b>			
New Federal Revenue	546.5	546.5	546.5
Pass Through Funds (From Other State Agencies)	-	-	-
Transfers and Other Funds (In)	-	-	-
<b>Total Revenue</b>	<b>546.5</b>	<b>546.5</b>	<b>546.5</b>
<b>Expenditures</b>			
Personal Services	7.4	9.6	9.6
Employee Related Expenses	3.0	3.9	3.9
Professional and Outside Services	-	-	-
Travel In-State	-	-	-
Travel Out-of-State	-	-	-
Food	-	-	-
Pass Through Funds (To Other State Agencies)	-	-	-
Pass Through Funds (To Non-State Agencies)	535.7	535.7	535.7
Aid to Individuals	-	-	-
Other Operating Expenses	-	0.6	0.6
Land Acquisition and Capital Projects	-	-	-
Capital and Non Capital Equipment	-	-	-
Cost Allocation / Indirect Costs	-	-	-
Transfers and Refunds (Out)	-	-	-
<b>Total Expenditures</b>	<b>546.1</b>	<b>549.8</b>	<b>549.8</b>
<b>Ending Balance</b>	<b>0.4</b>	<b>(2.9)</b>	<b>(6.3)</b>

## Sources & Uses Details of All Grants

<b>Agency:</b>	HDA Arizona Department of Housing		
<b>Grant Title:</b>	Continuum of Care Program		
<b>AFIS Grant #:</b>	141205	<b>CFDA:</b>	14.267

	FY 2024 Actual	FY 2025 Estimate	FY 2026 Budget
FTE Positions	2.7	2.9	2.9
<b>Beginning Balance</b>	(0.8)	108.6	85.7
<b>Revenues</b>			
New Federal Revenue	4,865.3	4,865.3	4,865.3
Pass Through Funds (From Other State Agencies)	-	-	-
Transfers and Other Funds (In)	-	-	-
<b>Total Revenue</b>	<b>4,865.3</b>	<b>4,865.3</b>	<b>4,865.3</b>
<b>Expenditures</b>			
Personal Services	313.6	407.7	407.7
Employee Related Expenses	119.6	155.4	155.4
Professional and Outside Services	40.1	42.1	42.1
Travel In-State	0.3	0.3	0.3
Travel Out-of-State	-	-	-
Food	-	-	-
Pass Through Funds (To Other State Agencies)	-	-	-
Pass Through Funds (To Non-State Agencies)	4,275.0	4,275.0	4,275.0
Aid to Individuals	-	-	-
Other Operating Expenses	7.3	7.6	7.6
Land Acquisition and Capital Projects	-	-	-
Capital and Non Capital Equipment	-	-	-
Cost Allocation / Indirect Costs	-	-	-
Transfers and Refunds (Out)	-	-	-
<b>Total Expenditures</b>	<b>4,755.9</b>	<b>4,888.3</b>	<b>4,888.3</b>
<b>Ending Balance</b>	<b>108.6</b>	<b>85.7</b>	<b>62.8</b>



## Sources & Uses Details of All Grants

<b>Agency:</b>	HDA Arizona Department of Housing		
<b>Grant Title:</b>	Housing Trust Fund		
<b>AFIS Grant #:</b>	00000	<b>CFDA:</b>	14.275

	FY 2024 Actual	FY 2025 Estimate	FY 2026 Budget
FTE Positions	1.4	2.0	2.0
<b>Beginning Balance</b>	67.7	60.4	48.1
<b>Revenues</b>			
New Federal Revenue	12,739.6	12,739.6	12,739.6
Pass Through Funds (From Other State Agencies)	-	-	-
Transfers and Other Funds (In)	-	-	-
<b>Total Revenue</b>	<b>12,739.6</b>	<b>12,739.6</b>	<b>12,739.6</b>
<b>Expenditures</b>			
Personal Services	174.4	226.7	226.7
Employee Related Expenses	64.0	83.2	83.2
Professional and Outside Services	54.4	-	-
Travel In-State	0.6	-	-
Travel Out-of-State	-	-	-
Food	-	-	-
Pass Through Funds (To Other State Agencies)	-	-	-
Pass Through Funds (To Non-State Agencies)	12,441.0	12,441.0	12,441.0
Aid to Individuals	-	-	-
Other Operating Expenses	11.3	-	-
Land Acquisition and Capital Projects	-	-	-
Capital and Non Capital Equipment	1.1	1.1	1.1
Cost Allocation / Indirect Costs	-	-	-
Transfers and Refunds (Out)	-	-	-
<b>Total Expenditures</b>	<b>12,746.8</b>	<b>12,752.0</b>	<b>12,752.0</b>
<b>Ending Balance</b>	<b>60.4</b>	<b>48.1</b>	<b>35.7</b>

## Sources & Uses Details of All Grants

<b>Agency:</b>	HDA Arizona Department of Housing		
<b>Grant Title:</b>	Project Rental Assistance Demonstration (PRA Demo) Program of Section 811 Supportive Housing for Persons with Disabilities		
<b>AFIS Grant #:</b>	00000	<b>CFDA:</b>	14.326

	FY 2024 Actual	FY 2025 Estimate	FY 2026 Budget
FTE Positions	-	-	-
<b>Beginning Balance</b>	-	35.1	60.9
<b>Revenues</b>			
New Federal Revenue	438.7	438.7	438.7
Pass Through Funds (From Other State Agencies)	-	-	-
Transfers and Other Funds (In)	-	-	-
<b>Total Revenue</b>	<b>438.7</b>	<b>438.7</b>	<b>438.7</b>
<b>Expenditures</b>			
Personal Services	24.5	31.1	31.1
Employee Related Expenses	9.0	11.8	11.8
Professional and Outside Services	-	-	-
Travel In-State	-	-	-
Travel Out-of-State	-	-	-
Food	-	-	-
Pass Through Funds (To Other State Agencies)	-	-	-
Pass Through Funds (To Non-State Agencies)	370.1	370.1	370.1
Aid to Individuals	-	-	-
Other Operating Expenses	-	-	-
Land Acquisition and Capital Projects	-	-	-
Capital and Non Capital Equipment	-	-	-
Cost Allocation / Indirect Costs	-	-	-
Transfers and Refunds (Out)	-	-	-
<b>Total Expenditures</b>	<b>403.6</b>	<b>412.9</b>	<b>412.9</b>
<b>Ending Balance</b>	<b>35.1</b>	<b>60.9</b>	<b>86.7</b>

## Sources & Uses Details of All Grants

<b>Agency:</b>	HDA Arizona Department of Housing		
<b>Grant Title:</b>	Homeowner Assistance Fund		
<b>AFIS Grant #:</b>	00000	<b>CFDA:</b>	21.026

	FY 2024 Actual	FY 2025 Estimate	FY 2026 Budget
FTE Positions	-	-	-
<b>Beginning Balance</b>	55,531.1	593.6	363.5
<b>Revenues</b>			
New Federal Revenue	-	-	-
Pass Through Funds (From Other State Agencies)	-	-	-
Transfers and Other Funds (In)	5,000.0	300.0	-
<b>Total Revenue</b>	<b>5,000.0</b>	<b>300.0</b>	-
<b>Expenditures</b>			
Personal Services	126.4	52.0	-
Employee Related Expenses	56.8	20.3	-
Professional and Outside Services	1,529.3	72.8	-
Travel In-State	-	-	-
Travel Out-of-State	-	-	-
Food	-	-	-
Pass Through Funds (To Other State Agencies)	-	-	-
Pass Through Funds (To Non-State Agencies)	54,648.3	-	-
Aid to Individuals	-	-	-
Other Operating Expenses	1,141.1	385.0	80.0
Land Acquisition and Capital Projects	-	-	-
Capital and Non Capital Equipment	2,435.6	-	-
Cost Allocation / Indirect Costs	-	-	-
Transfers and Refunds (Out)	-	-	-
<b>Total Expenditures</b>	<b>59,937.5</b>	<b>530.1</b>	<b>80.0</b>
<b>Ending Balance</b>	<b>593.6</b>	<b>363.5</b>	<b>283.5</b>

## Sources & Uses Details of All Grants

<b>Agency:</b>	HDA Arizona Department of Housing		
<b>Grant Title:</b>	Section 8 Housing Choice Vouchers		
<b>AFIS Grant #:</b>	777094	<b>CFDA:</b>	14.871

	FY 2024 Actual	FY 2025 Estimate	FY 2026 Budget
FTE Positions	1.8	1.0	1.0
<b>Beginning Balance</b>	112.2	(77.9)	(337.8)
<b>Revenues</b>			
New Federal Revenue	1,326.8	1,326.8	1,326.8
Pass Through Funds (From Other State Agencies)	-	-	-
Transfers and Other Funds (In)	-	-	-
<b>Total Revenue</b>	<b>1,326.8</b>	<b>1,326.8</b>	<b>1,326.8</b>
<b>Expenditures</b>			
Personal Services	155.5	202.2	202.2
Employee Related Expenses	65.5	85.2	85.2
Professional and Outside Services	34.5	36.2	36.2
Travel In-State	2.2	2.9	2.9
Travel Out-of-State	(0.4)	-	-
Food	-	-	-
Pass Through Funds (To Other State Agencies)	-	-	-
Pass Through Funds (To Non-State Agencies)	1,241.1	1,241.1	1,241.1
Aid to Individuals	-	-	-
Other Operating Expenses	8.5	8.9	8.9
Land Acquisition and Capital Projects	-	-	-
Capital and Non Capital Equipment	9.8	10.1	10.1
Cost Allocation / Indirect Costs	-	-	-
Transfers and Refunds (Out)	-	-	-
<b>Total Expenditures</b>	<b>1,516.8</b>	<b>1,586.6</b>	<b>1,586.6</b>
<b>Ending Balance</b>	<b>(77.9)</b>	<b>(337.8)</b>	<b>(597.7)</b>

## Listing of Performance Measures of All Grants

**Agency:** HDA Arizona Department of Housing

**Title:** Weatherization Assistance Program (WAP)

**AFIS Grant No:** **CFDA:** 81.042 **Grantor:** Weatherization Assistance for Low-Income Persons

**Periodic:** **Start Date:** 7/01/1990 **End Date:** 6/30/2050

**Type of Grant:** Formula Funding **If Other, Explain:**

**Fed. % or \$ Cap:** **Source of Match:**

**AFIS fund number where the grant is maintained:** HD2000

**Is this American Recovery and Reinvestment Act money (Stimulus)?** No

**Is this from 2020 federal stimulus funding?** No

**Administrative costs are permitted to be paid using this federal money:**

X

**Description:** To improve home energy efficiency for low-income families through the most cost-effective measures possible. The program's additional objectives are:  
 1. To reduce fossil fuel emissions created as a result of activities within the jurisdictions of eligible entities; and  
 2. To reduce the total energy use of the eligible units while ensuring their health and safety.

**Performance Measure:** % of households served through weatherization and homeowner rehab programs compared to last year

FY 2023	FY 2024	FY 2025	FY 2026
0%	N/A	15%	TBD

**Performance Measure Description:**

## Listing of Performance Measures of All Grants

**Agency:** HDA Arizona Department of Housing

**Title:** Community Development Block Grants/State's program and Non-Entitlement Grants in Hawaii

**AFIS Grant No:** 040001      **CFDA:** 14.228      **Grantor:** Community Development Block Grants/State's program and Non-Entitlement Grants in Hawaii

**Periodic:** One-Time      **Start Date:** 3/24/2009      **End Date:** 6/30/2050

**Type of Grant:** Formula Funding      **If Other, Explain:** HERA Funding, commonly referred to as the Neighborhood Stabilization Program (NSP) I and III. The original program concluded in 2013. All remaining funds in the account are Program Income. Program Income may be used in perpetuity.

**Fed. % or \$ Cap:** 10%      **Source of Match:** No match requirement

**AFIS fund number where the grant is maintained:** HD2000      **Administrative costs are permitted to be paid using this federal money:**

**Is this American Recovery and Reinvestment Act money (Stimulus)?** No

**Is this from 2020 federal stimulus funding?** No

**Description:** The primary objective of this program is the development of viable urban communities by providing decent housing, a suitable living environment, and expanding economic opportunities, principally for persons of low- and moderate-income. Each activity funded must meet one of the program's National Objectives by: Benefiting low- and moderate-income families; aiding in the prevention or elimination of slums or blight; or meeting other community development needs having a particular urgency because existing conditions pose a serious and immediate threat to the health or welfare of the community where other financial resources are not available.

**Performance Measure:** % of households served through weatherization and homeowner rehab programs compared to last year

FY 2023	FY 2024	FY 2025	FY 2026
0%	N/A	15%	TBD

**Performance Measure Description:**

## Listing of Performance Measures of All Grants

**Agency:** HDA Arizona Department of Housing

**Title:** Home Investment Partnerships Program

**AFIS Grant No:** 633097      **CFDA:** 14.239      **Grantor:** Home Investment Partnerships Program

**Periodic:** On-Going      **Start Date:** 7/01/1992      **End Date:** 6/30/2050

**Type of Grant:** Formula Funding      **If Other, Explain:**

**Fed. % or \$ Cap:** 10%      **Source of Match:** Housing Trust Fund

**AFIS fund number where the grant is maintained:** HD2000      **Administrative costs are permitted to be paid using this federal money:**

**Is this American Recovery and Reinvestment Act money (Stimulus)?** No

**Is this from 2020 federal stimulus funding?** No

**Description:** To expand the supply of affordable housing, particularly rental housing, for low and very low income Americans; to strengthen the abilities of State and local governments to design and implement strategies for achieving adequate supplies of decent, affordable housing; and to extend and strengthen partnerships among all levels of government and the private sector, including for-profit and nonprofit organizations, in the production and operation of affordable housing.

**Performance Measure:** # of units constructed/completed using ADOH resources

FY 2023	FY 2024	FY 2025	FY 2026
0	N/A	3,401	TBD

**Performance Measure Description:**

**Performance Measure:** # of units awarded using ADOH resources

FY 2023	FY 2024	FY 2025	FY 2026
0	N/A	3,775	TBD

**Performance Measure Description:**

**Performance Measure:** % of households served through weatherization and homeowner rehab programs compared to last year

FY 2023	FY 2024	FY 2025	FY 2026
0%	N/A	15%	TBD

**Performance Measure Description:**

## Listing of Performance Measures of All Grants

**Agency:** HDA Arizona Department of Housing

**Title:** Continuum of Care Program

**AFIS Grant No:** 141205      **CFDA:** 14.267      **Grantor:** Continuum of Care Program

**Periodic:** Periodic Renewal      **Start Date:** 7/01/2013      **End Date:** 6/30/2050

**Type of Grant:** Competitive Funding      **If Other, Explain:**

**Fed. % or \$ Cap:** 6%      **Source of Match:** Housing Trust Fund

**AFIS fund number where the grant is maintained:** HD2000      **Administrative costs are permitted to be paid using this federal money:**

**Is this American Recovery and Reinvestment Act money (Stimulus)?** No

**Is this from 2020 federal stimulus funding?** No

**Description:** The program is designed to promote community-wide commitment to the goal of ending homelessness; provide funding for efforts by nonprofit providers, States, and local governments to quickly house homeless individuals and families while minimizing the trauma and dislocation caused to homeless individuals, families, and communities by homelessness; promote access to and effective utilization of mainstream programs by homeless individuals and families; and optimize self-sufficiency among individuals and families experiencing homelessness. Continuum of Care Program funds may be used to pay for the eligible costs used to establish and operate projects under five program components: (i) permanent housing, which includes permanent supportive housing for persons with disabilities, and rapid rehousing; (ii) transitional housing; (iii) supportive services only; (iv) Homeless Management Information Systems (HMIS), and (v) in some cases, homelessness prevention.

**Performance Measure:** % of Homelessness Reduction (measured annually through PIT count)

FY 2023	FY 2024	FY 2025	FY 2026
0%	N/A	4%	TBD

**Performance Measure Description:**



## Listing of Performance Measures of All Grants

**Agency:** HDA Arizona Department of Housing

**Title:** Housing Trust Fund

**AFIS Grant No:** 00000      **CFDA:** 14.275      **Grantor:** Housing Trust Fund

**Periodic:** On-Going      **Start Date:** 7/01/2016      **End Date:** 6/30/2050

**Type of Grant:** Formula Funding      **If Other, Explain:** AFIS Grant # is not yet available, as grant has not yet been set up in AFIS

**Fed. % or \$ Cap:**      **Source of Match:** None required

**AFIS fund number where the grant is maintained:** HD2000

**Administrative costs are permitted to be paid using this federal money:**

**Is this American Recovery and Reinvestment Act money (Stimulus)?** No

**Is this from 2020 federal stimulus funding?** No

X

**Description:** To expand and preserve the supply of affordable housing, particularly rental housing, for extremely low-income and very low income households.

**Performance Measure:** # of units constructed/completed using ADOH resources

FY 2023	FY 2024	FY 2025	FY 2026
0	N/A	3,401	TBD

**Performance Measure Description:**

**Performance Measure:** # of units awarded using ADOH resources

FY 2023	FY 2024	FY 2025	FY 2026
0	N/A	3,775	TBD

**Performance Measure Description:**

## Listing of Performance Measures of All Grants

**Agency:** HDA Arizona Department of Housing

**Title:** Project Rental Assistance Demonstration (PRA Demo) Program of Section 811 Supportive Housing for Persons with Disabilities

**AFIS Grant No:** 00000      **CFDA:** 14.326      **Grantor:** Project Rental Assistance Demonstration (PRA Demo) Program of Section 811 Supportive Housing for Persons with Disabilities

**Periodic:** Periodic Renewal      **Start Date:** 2/11/2016      **End Date:** 2/10/2026  
**Type of Grant:** Competitive Funding      **If Other, Explain:** This is a competitively won Cooperative Agreement. AFIS grant # pending, has not yet been set up in AFIS. Disbursements will not commence until rental properties execute contracts to utilize the assistance. As of 2017 all assistance is under review.

**Fed. % or \$ Cap:**      **Source of Match:** None required

**AFIS fund number where the grant is maintained:** HD2000

**Is this American Recovery and Reinvestment Act money (Stimulus)?** No

**Is this from 2020 federal stimulus funding?** No

**Administrative costs are permitted to be paid using this federal money:**

X

**Description:** The Project Rental Assistance (PRA) provides funding to state housing agencies for project-based rental operating assistance for extremely low-income persons with disabilities. The primary purpose is to identify, stimulate, and support innovate state-level strategies that will transform and increase housing for low-income persons with disabilities while also making available appropriate support and services.

**Performance Measure:** % increase of providers with homeless and unsheltered preference in their Tenant Selection Plans

FY 2023	FY 2024	FY 2025	FY 2026
0%	N/A	70%	TBD

**Performance Measure Description:**

## Budget Related Performance Measures

### HDA Arizona Department of Housing

#### PROGRAM SUMMARY

**Program:** Arizona Department of Housing (HDA)  
**Contact:** Joan Serviss, Director 6027711007  
**2nd Contact:** Ruby Dhillon-Williams, Deputy Director 6027711007  
**Statute:** A.R.S. § 41-3951 to 41-4065

ML	Budget Type	Performance Measures	FY 2023 Actual	FY 2024 Estimate	FY 2024 Actual	FY 2025 Estimate	FY 2026 Estimate
X	X	OP Number of low-income rental units funded annually.	TBD	TBD	2,922	3,775	TBD

# Agency 5 Year Plan

# Agency 5 Year Plan

## HDA Arizona Department of Housing

**Issue 1** Increase the supply of affordable rental and homeownership units throughout the state by 10,000 by June 2029.

**Description:** To produce the housing affordability that Arizona needs, the Department will increase the supply of affordable rental and homeownership units statewide. The Department will support the development and operating efforts and capacity of stakeholders who have been awarded federal and state funding to aid in the creation of quality affordable homeownership opportunities, affordable rental units, and additional shelter and transitional beds.

### Solutions:

- 1 Increase the supply of affordable rental and homeownership units throughout the state by 10,000 by June 2029.
  - 1.1 By the end of June 2025, Increase the supply of affordable rental and homeownership units throughout the state using ADOH resources.
    - 1.1.a Administer federal, state tax credit allocations, federal HUD funding as well as state housing trust funds to expand the supply of affordable housing throughout the state, particularly for low- and moderate income households and households who face barriers to accessing affordable housing opportunities.
  - 1.2 By the end of June 2025, Increase the number of shelter and transitional beds provided throughout the state using ADOH resources.
    - 1.2.a Utilize federal and state funding, including the state Homeless Shelter and Services Fund to expand the supply beds for shelter and transitional housing

**Issue 2** Reduce overall homelessness by 10% by June 2029.

**Description:** The need for affordable housing is one of the state's most urgent issues. In an effort to reduce overall homelessness by ten (10) percent by June 2029, the Department through the Governor's Interagency Council on Housing and Homelessness (GICHH) will develop and implement quantifiable outcomes. The GICHH is responsible for developing and implementing a plan to prevent and end homelessness in the state and serve as a statewide homelessness planning and policy development resource for the Governor.

### Solutions:

- 2 Reduce overall homelessness by 10% by June 2029.
  - 2.1 By June 2025, reduce overall homelessness by 2%.
    - 2.1.1 Measured annually through the Point in Time (PIT) Count and statewide Homeless Management Information Systems report as well as data produced through the Governor's Interagency Council on Housing and Homelessness (GICHH), strategically deploy ADOH resources such as State HTF and HSSF, as well as the GICHH Action Framework to end homelessness

**Issue 3** By June 2029, increase the percentage of households served through the weatherization and homeowner rehabilitation progr

**Description:** The Weatherization Assistance Program (WAP) enables income-eligible families to reduce their energy bills, by making their homes more energy efficient. In an effort to assist more families, the Department will increase the percentage of households served through WAP. The Department will implement a series of methods to accomplish this goal, which includes, but is not limited to, 1) moving funding as necessary to gain optimal performance for more assisted homeowners; 2) Establish and track the Department's Owner Occupied Housing Emergency Repair program; and 3) Issue Notice of Funding Available for Owner Occupied Housing Rehabilitation Programs with priority points for Owner Occupied Manufactured Housing.

### Solutions:

- 3 By June 2029, increase the percentage of households served through the weatherization and homeowner rehabilitation programs by 15%.
  - 3.1 By June 2025, increase the percentage of households served through the weatherization and homeowner rehabilitation programs by 3%.
    - 3.1.1 Utilize federal and local funding to support weatherization and rehabilitation improvements for homeowners and renters. Trumpet ADOH's role in mitigating extreme heat in housing through its weatherization programs and state funding.

## Agency 5 Year Plan

**Issue 4** Increase percentage of housing providers that are using homeless preferences from 65% to 90% by June 2029.

**Description:** To assist in the reduction in homelessness and unsheltered populations, the Department will increase the percentage of housing providers who use homeless preferences in their Tenant Selection Plans (TSP). A TSP ensures applicants are selected for occupancy in compliance with the US Department of Housing and Urban Development’s (HUD) guidelines and established management policies. The Department will communicate and train for the implementation and management of homeless preferences TSPs that includes HUD’s increased management fees.

**Solutions:**

- 4 Increase percentage of housing providers that are using homeless preferences from 65% to 90% by June 2029.
  - 4.1 % increase of providers with homeless and unsheltered preference in their Tenant Selection Plans.
    - 4.1.1 Provide technical assistance to communicate homeless preferences in Tenant Selection Plans. Reiterate the US Department of Housing and Urban Development (HUD)’s increased management fees and test for compliance in the homeless preferences.

**Issue 5** Reduce processing times for permit applications from an average of 10 (current baseline) days to 7 days by June 2029.

**Description:** Permit applications are required for the installation of each unit regulated by the Department’s Manufactured Housing and Building Division (MHBD). Currently, it takes about ten (10) days for the MHBD to process a permit application. The Department will reduce permit processing times, as a reduction in turnaround will allow licensees to rapidly proceed with the installation of these regulated buildings.

**Solutions:**

- 5 Reduce processing times for permit applications from an average of 10 (current baseline) days to 7 days by June 2029.
  - 5.1 By June 2025, partner with local industry groups to highlight the Manufactured Housing and Building Division requirements and the benefits of offsite construction.
    - 5.1.a Through increased touchpoints, industry meetings, and roundtable discussions, the manufactured housing industry will be more knowledgeable on the division’s regulatory processes and rationale and both parties will be kept up to spend on industry trends.
  - 5.2 By June 2025, process and manage the number of days from receipt to approval of permit applications to ensure a reduction in turnaround time from 10 days to 7 days or less.
    - 5.2.a Real time monitoring through improved internal systems and processes to maintain permit approval and issuance within 7 days of receipt of a complete applications

### Resource Assumptions

	FY 2027 Estimate	FY 2028 Estimate	FY 2029 Estimate
<b>Full-Time Equivalent Positions</b>	103.0	103.0	103.0
<b>General Fund</b>	15,000.0	15,000.0	15,000.0
<b>Other Appropriated Funds</b>	388.8	388.8	388.8
<b>Non-Appropriated Funds</b>	54,033.3	54,033.3	54,033.3
<b>Federal Funds</b>	16,635.6	16,635.6	16,635.6

## Agency Summary

### Arizona Department of Housing

Joan Serviss, Director

Phone: 6027711007

A.R.S. § 41-3951 to 41-4065

#### Mission:

*Funding quality affordable housing and community revitalization to benefit all Arizonans and ensuring safe manufactured buildings throughout the state.*

#### Description:

The Arizona Department of Housing is a cabinet-level agency created in 2002 by the State legislature to serve as the State's primary agency to address housing issues. Primarily funded through Federal resources and fees, the agency administers and allocates housing and community development resources, serves as the state Public Housing Authority and Performance-Based Contract Administrator, and regulates Arizona's manufactured housing and building industry.

#### Agency Summary: (\$ Thousands)

Program	FY 2024 Actual	FY 2025 Estimate	FY 2026 Estimate
▶ Department of Housing	468,639.0	248,378.3	288,378.3
<b>Agency Total:</b>	<b>468,639.0</b>	<b>248,378.3</b>	<b>288,378.3</b>

#### Funding:

	FY 2024 Actual	FY 2025 Estimate	FY 2026 Estimate
General Fund	196,900.0	15,000.0	55,000.0
Other Appropriated Funds	371.1	388.8	388.8
Other Non-Appropriated Funds	271,367.9	232,989.5	232,989.5
<b>Total Funding</b>	<b>468,639.0</b>	<b>248,378.3</b>	<b>288,378.3</b>

<b>FTE Positions</b>	<b>88.0</b>	<b>103.0</b>	<b>103.0</b>
----------------------	-------------	--------------	--------------

## 5 Year Plan

**Issue 1** Increase the supply of affordable rental and homeownership units throughout the state by 10,000 by June 2029.

**Description:** To produce the housing affordability that Arizona needs, the Department will increase the supply of affordable rental and homeownership units statewide. The Department will support the development and operating efforts and capacity of stakeholders who have been awarded federal and state funding to aid in the creation of quality affordable homeownership opportunities, affordable rental units, and additional shelter and transitional beds.

#### Solutions:

1 Increase the supply of affordable rental and homeownership units throughout the state by 10,000 by June 2029.

1.1 By the end of June 2025, Increase the supply of affordable rental and homeownership units throughout the state using ADOH resources..

1.1.a Administer federal, state tax credit allocations, federal HUD funding as well as state housing trust funds to expand the supply of affordable housing throughout the state, particularly for low- and moderate income households and households who face barriers to accessing affordable housing opportunities.

1.2 By the end of June 2025, Increase the number of shelter and transitional beds provided throughout the state using ADOH resources.

1.2.a Utilize federal and state funding, including the state Homeless Shelter and Services Fund to expand the supply beds for shelter and transitional housing

**Issue 2** Reduce overall homelessness by 10% by June 2029.

**Description:** The need for affordable housing is one of the state's most urgent issues. In an effort to reduce overall homelessness by ten (10) percent by June 2029, the Department through the Governor's Interagency Council on Housing and Homelessness (GICHH) will develop and implement quantifiable outcomes. The GICHH is responsible for developing and implementing a plan to prevent and end homelessness in the state and serve as a statewide homelessness planning and policy development resource for the Governor.

**Solutions:**

2 Reduce overall homelessness by 10% by June 2029.

2.1 By June 2025, reduce overall homelessness by 2%

2.1.1 Measured annually through the Point in Time (PIT) Count and statewide Homeless Management Information Systems report as well as data produced through the Governor's Interagency Council on Housing and Homelessness (GICHH), strategically deploy ADOH resources such as State HTF and HSSF, as well as the GICHH Action Framework to end homelessness

**Issue 3** By June 2029, increase the percentage of households served through the weatherization and homeowner rehabilitation progr

**Description:** The Weatherization Assistance Program (WAP) enables income-eligible families to reduce their energy bills, by making their homes more energy efficient. In an effort to assist more families, the Department will increase the percentage of households served through WAP. The Department will implement a series of methods to accomplish this goal, which includes, but is not limited to, 1) moving funding as necessary to gain optimal performance for more assisted homeowners; 2) Establish and track the Department's Owner Occupied Housing Emergency Repair program; and 3) Issue Notice of Funding Available for Owner Occupied Housing Rehabilitation Programs with priority points for Owner Occupied Manufactured Housing.

**Solutions:**

3 By June 2029, increase the percentage of households served through the weatherization and homeowner rehabilitation programs by 15%

3.1 By June 2025, increase the percentage of households served through the weatherization and homeowner rehabilitation programs by 3%.

3.1.1 Utilize federal and local funding to support weatherization and rehabilitation improvements for homeowners and renters. Trumpet ADOH's role in mitigating extreme heat in housing through its weatherization programs and state funding.

**Issue 4** Increase percentage of housing providers that are using homeless preferences from 65% to 90% by June 2029.

**Description:** To assist in the reduction in homelessness and unsheltered populations, the Department will increase the percentage of housing providers who use homeless preferences in their Tenant Selection Plans (TSP). A TSP ensures applicants are selected for occupancy in compliance with the US Department of Housing and Urban Development's (HUD) guidelines and established management policies. The Department will communicate and train for the implementation and management of homeless preferences TSPs that includes HUD's increased management fees.

**Solutions:**

4 Increase percentage of housing providers that are using homeless preferences from 65% to 90% by June 2029.

4.1 % increase of providers with homeless and unsheltered preference in their Tenant Selection Plans.

4.1.1 Provide technical assistance to communicate homeless preferences in Tenant Selection Plans. Reiterate the US Department of Housing and Urban Development (HUD)'s increased management fees and test for compliance in the homeless preferences.

**Issue 5** Reduce processing times for permit applications from an average of 10 (current baseline) days to 7 days by June 2029.

**Description:** Permit applications are required for the installation of each unit regulated by the Department's Manufactured Housing and Building Division (MHBD). Currently, it takes about ten (10) days for the MHBD to process a permit application. The Department will reduce permit processing times, as a reduction in turnaround will allow licensees to rapidly proceed with the installation of these regulated buildings.

**Solutions:**



5 Reduce processing times for permit applications from an average of 10 (current baseline) days to 7 days by June 2029.

5.1 By June 2025, partner with local industry groups to highlight the Manufactured Housing and Building Division requirements and the benefits of offsite construction.

5.1.a Through increased touchpoints, industry meetings, and roundtable discussions, the manufactured housing industry will be more knowledgeable on the division's regulatory processes and rationale and both parties will be kept up to spend on industry trends.

5.2 By June 2025, process and manage the number of days from receipt to approval of permit applications to ensure a reduction in turnaround time from 10 days to 7 days or less.

5.2.a Real time monitoring through improved internal systems and processes to maintain permit approval and issuance within 7 days of receipt of a complete applications

### Resource Assumptions

	FY 2027 Estimate	FY 2028 Estimate	FY 2029 Estimate
<b>Full-Time Equivalent Positions</b>	103.0	103.0	103.0
<b>General Fund</b>	15,000.0	15,000.0	15,000.0
<b>Other Appropriated Funds</b>	388.8	388.8	388.8
<b>Non-Appropriated Funds</b>	54,033.3	54,033.3	54,033.3
<b>Federal Funds</b>	16,635.6	16,635.6	16,635.6

1.1 By the end of June 2025, Increase the supply of affordable rental and homeownership units throughout the state using ADOH resources.

#### ◆ Goal 1

1.2 By the end of June 2025, Increase the number of shelter and transitional beds provided throughout the state using ADOH resources.

Performance Measures	FY 2023 Actual	FY 2024 Estimate	FY 2024 Actual	FY 2025 Estimate	FY 2026 Estimate
Number of low-income rental units funded annually.	TBD	TBD	2,922	3,775	TBD
1a # of units constructed/completed using ADOH resources	0	0	N/A	3,401	TBD
1b # Number of transitional and shelter beds created using ADOH resources.	0	0	N/A	496	TBD

#### ◆ Goal 2 2 By June 2025, reduce overall homelessness by 2%

Performance Measures	FY 2023 Actual	FY 2024 Estimate	FY 2024 Actual	FY 2025 Estimate	FY 2026 Estimate
% of homelessness reduction	0%	0%	N/A	4%	TBD

#### ◆ Goal 3 3 By June 2025, increase the percentage of households served through the weatherization and homeowner rehabilitation programs by 3%.

Performance Measures	FY 2023 Actual	FY 2024 Estimate	FY 2024 Actual	FY 2025 Estimate	FY 2026 Estimate
% of households served compared to last year.	0%	0%	N/A	15%	TBD

#### ◆ Goal 4 4 By June 2025, increase the percentage by 5% of housing providers with a preference for homeless and unsheltered in their Tenant Selection Plans.

Performance Measures	FY 2023 Actual	FY 2024 Estimate	FY 2024 Actual	FY 2025 Estimate	FY 2026 Estimate

% increase of providers with homeless and unsheltered preference in their Tenant Selection Plans.	0%	0%	65%	70%	TBD
---	----	----	-----	-----	-----

5.1 By June 2025, partner with local industry groups to highlight the Manufactured Housing and Building Division requirements and the benefits of offsite construction.

◆ **Goal 5**

5.2 By June 2025, process and manage the number of days from receipt to approval of permit applications to ensure a reduction in turnaround time from 10 days to 7 days or less.

<b>Performance Measures</b>	<b>FY 2023 Actual</b>	<b>FY 2024 Estimate</b>	<b>FY 2024 Actual</b>	<b>FY 2025 Estimate</b>	<b>FY 2026 Estimate</b>
5a Increase # of meetings, communications & roundtables held quarterly.	0	0	3	6	TBD
5b Reduction in # of days from receipt to approval	0	0	N/A	7	TBD