



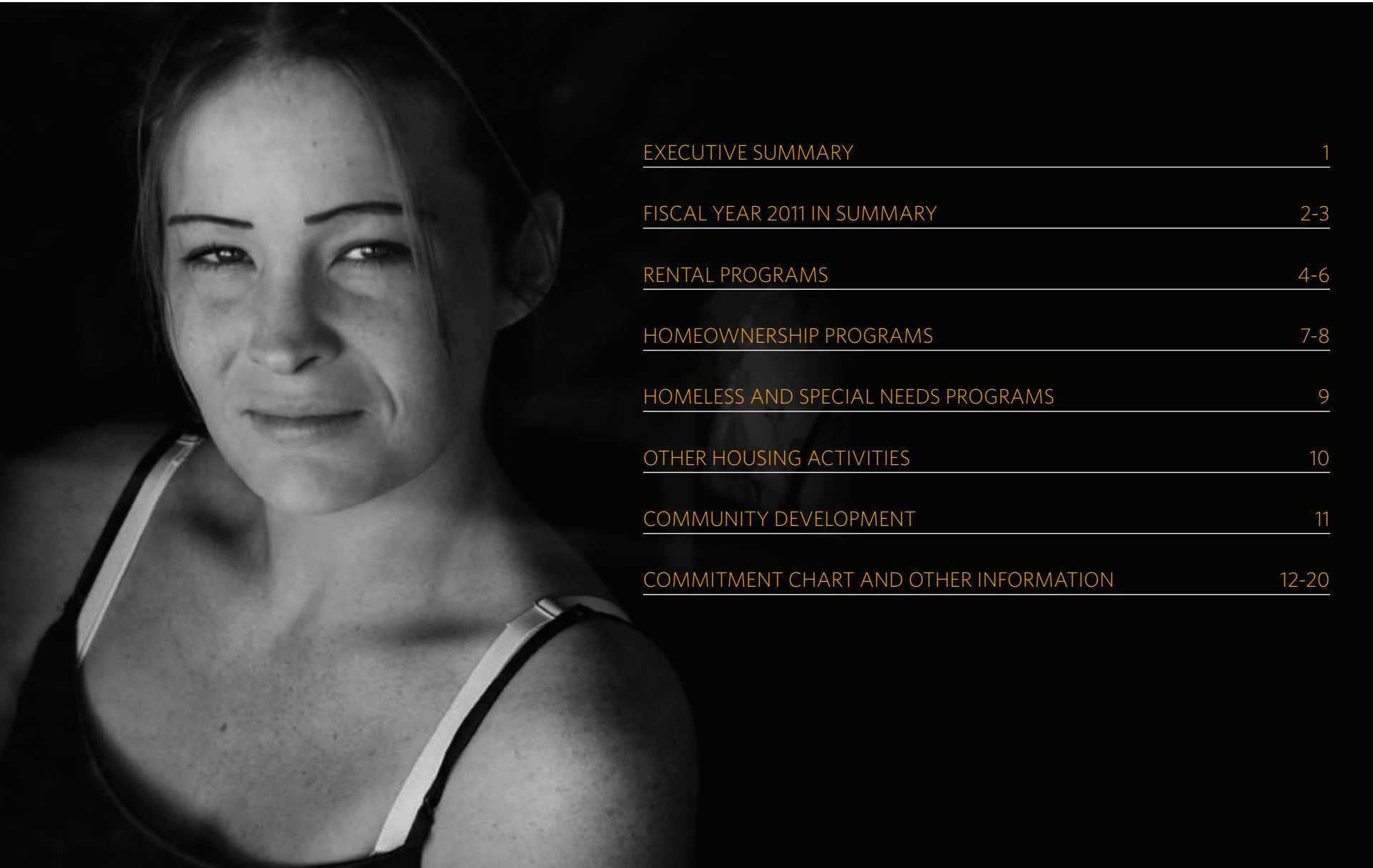
FISCAL YEAR 2011 ANNUAL REPORT
JULY 1, 2010 - JUNE 30, 2011



Arizona
Department
of Housing



Native American Connection's newly developed Devine Legacy property sits on Central Avenue along the light rail in Phoenix and provides 65 low-income units and six market rate units. Financing for the \$15.8 million project was provided through the Arizona Department of Housing's Low-Income Housing Tax Credit and HOME Programs, the City of Phoenix, Federal Home Loan Bank's Affordable Housing Program, a loan from a private lender and grants from Home Depot and the Enterprise Foundation.



<u>EXECUTIVE SUMMARY</u>	1
<u>FISCAL YEAR 2011 IN SUMMARY</u>	2-3
<u>RENTAL PROGRAMS</u>	4-6
<u>HOMEOWNERSHIP PROGRAMS</u>	7-8
<u>HOMELESS AND SPECIAL NEEDS PROGRAMS</u>	9
<u>OTHER HOUSING ACTIVITIES</u>	10
<u>COMMUNITY DEVELOPMENT</u>	11
<u>COMMITMENT CHART AND OTHER INFORMATION</u>	12-20



As 2011 comes to a close, we find ourselves in a very similar position as in 2010. Central Arizona will again see over 50,000 homes in foreclosure this year, unemployment continues to hover around the 10 percent mark and home prices have yet to begin rebounding. The housing market has led the nation out of the last dozen recessions which leads to the question - how important is a housing recovery to this recession? While recent state efforts for job growth are promising, we know that any significant improvement will not be seen in the very near future. With a large over saturation of single family homes on the market, the housing recovery remains problematic. The agency is committed to continuing to provide assistance in reducing this unwanted inventory from the market and preventing additional homes from going into foreclosure.

The agency continues to work with major lenders to gain support and participation in its federally funded foreclosure prevention program, Save Our Home AZ. To date, the principal reduction piece has been disappointing due to a lack of lender participation, however, this has opened the door to new, creative ideas on how to allocate these funds to address foreclosures and assist Arizona homeowners struggling with their mortgage payment. For instance, in the initial weeks of availability of unemployment assistance, over 250 unemployed homeowners received mortgage payment assistance. The agency is dedicated to allocating funds in a responsible manner to assist as many Arizona homeowners as possible and through ongoing adjustments to the program we remain optimistic that new avenues will be successful in reducing foreclosures and stabilizing our neighborhoods.

Like most agencies and programs, the Department of Housing has been affected by the State's budget deficit and resulting sweeps. At a time when many programs were eliminated, the agency was relieved to see the Housing Trust Fund remain in statute receiving \$2.5 million annually. While this number is significantly less

than the \$30 million the agency once received, the fund will still be able to benefit numerous Arizonans with their housing needs by providing essential resources to homeless shelters and housing programs around the state.

As FY2011 came to a close the agency remained committed to moving from recession to recovery by aiding in stimulating the housing market and providing housing and community revitalization to the citizens of Arizona. We are pleased to have the opportunity to provide the Fiscal Year 2011 Annual Report; highlighting the outstanding efforts of the Arizona Department of Housing, Arizona Housing Finance Authority, and the Arizona Home Foreclosure Funding Corporation. We are confident that through the tireless efforts of the agency and our dedicated partners we will push through this recession and emerge stronger and better prepared for whatever challenges the future holds.

“The agency continues to work with major lenders to gain support and participation in its federally funded foreclosure prevention program, Save Our Home AZ.”

Arizona Department of Housing, Arizona Housing Finance Authority and Arizona Home Foreclosure Prevention Funding Corporation Achievements

During FY 2011, the Arizona Department of Housing (ADOH), the Arizona Housing Finance Authority (AzHFA), and the Arizona Home Foreclosure Prevention Funding Corporation (AHFPFC) made combined commitments of over \$223 million in assistance available to support housing, community development activities, and foreclosure prevention initiatives throughout Arizona through a number of state and federal resources for a variety of activities. Through the United States Department of Treasury's Hardest Hit Funds, the Corporation launched a \$267 million program to assist struggling Arizona homeowners which will operate through 2017. In the initial launch, the program was able to assist 80 households

avoid foreclosure. Through FY 2011, the agency touched the lives of over 258,000 Arizonans, most of which have low-incomes, providing some type of housing assistance. The charts on the following page show the percentage of funds that were committed for various activities, each of which is addressed individually in the following pages of this report.

DURING FY 2011

Arizona Department of Housing (ADOH)

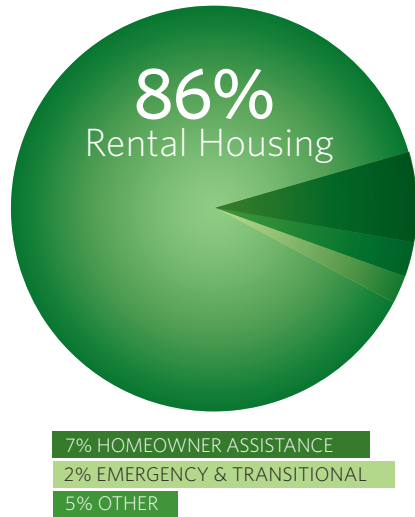
Arizona Housing Finance Authority (AzHFA)

Arizona Home Foreclosure Prevention Funding Corporation (AHFPFC)


Made combined commitments of over \$223 million in assistance available to support housing.

THE AGENCY TOUCHED THE LIVES OF OVER 258,000 ARIZONANS

STIMULUS & NON-STIMULUS
COMMITMENTS BY ACTIVITY TYPE
ARIZONA DEPARTMENT OF HOUSING



GEOGRAPHICAL DISTRIBUTION
BY COUNTY



COMMITMENTS BY ACTIVITY TYPE
ARIZONA HOUSING FINANCE AUTHORITY



ARIZONA HOME FORECLOSURE FUNDING CORP.

100%

Mortgage Foreclosure Assistance

Rental Property Development

During FY2011, the agency made commitments to invest over \$114 million in financing to support 1,345 affordable rental units. Financing was obtained by nonprofit and for profit developers to support projects throughout Arizona. These projects are generally required to guarantee 20-30 years of affordability in exchange for public financing at favorable terms.

- *\$97 million or 85 percent of the financing will go toward the construction of 857 new units, which comprises 64 percent of the total number of units assisted. These units will remain affordable to low-income households for the next 30 years. Due to the economic hardships and many Arizonans becoming underemployed, the availability of affordable housing remains a necessity for economic development in the state.*
- *Over \$17 million or 15 percent of the financing will be used to assist 488 (36 percent) units through the acquisition and rehabilitation of existing structures. This financing has been critical in eradicating and transforming blighted neighborhoods and extending the life of affordable rental units.*

Rental units were funded through a number of funding sources, including the Arizona Housing Trust Fund, federal HOME, federal Low-Income Housing Tax Credits, and federal stimulus dollars aimed at supplementing tax credit projects. Due to budget restraints at the state and federal level, the agency has seen a significant reduction in the amount of funding available to support the development of rental properties. A full breakdown of funding invested is located in the tables at the end of this report.



Rental Financing Committed

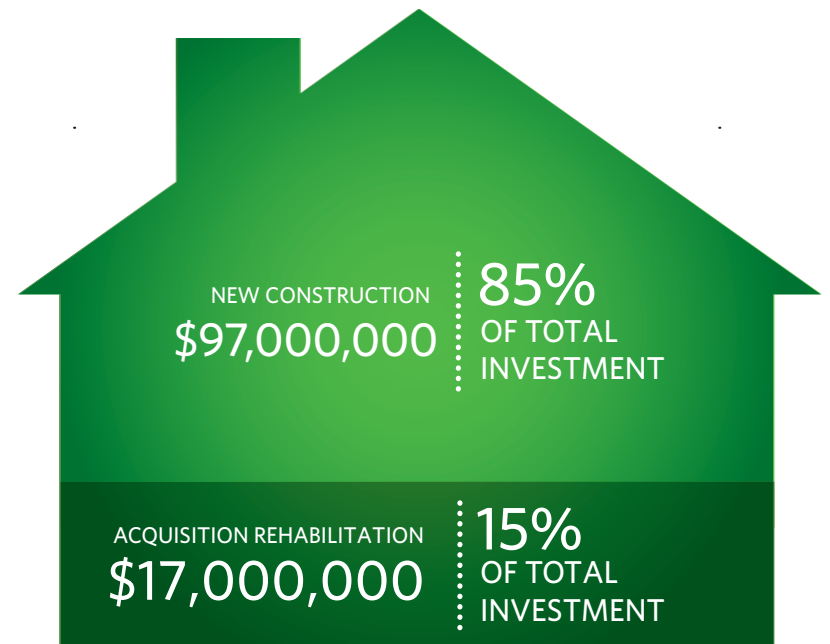
\$114 MILLION IN FINANCING TO SUPPORT
1,345 AFFORDABLE RENTAL UNITS

857
New units built

488
Units Rehabilitated

COMMITMENTS BY ACTIVITY TYPE

RENTAL PROPERTY FINANCING STIMULUS & NON-STIMULUS



Rent Subsidies

In FY2011, the agency administered over \$60 million in rental subsidy payments, assisting nearly 11,000 extremely low-income Arizonans with their monthly rent. Among those assisted were very low income seniors, formerly homeless individuals, seriously mentally ill, households living with HIV/AIDS and other special needs groups. 96 percent of the rent subsidy dollars administered consisted of federal dollars. Generally, when households are assisted with public monies to assist with their rent they are expected to contribute 30 percent of their income, with the subsidy covering the difference between what the household can afford and a reasonable, modest rent payment.

HOW DO RENT SUBSIDIES HELP LOW INCOME HOUSEHOLDS ?

INCOME: \$900/month

RENT: 1 BR market rate in Maricopa Co

BUDGET WITHOUT SUBSIDY:

Rent	\$624
Food, Medicine, Clothing, Transportation, Other	\$274
	\$900

BUDGET WITH SUBSIDY:

Rent	\$270
<i>Subsidy portion of rent</i>	\$354
Food, Medicine, Clothing, Transportation, Other	\$630
	\$900

FY2011
11,000

LOW-INCOME ARIZONANS WERE ASSISTED WITH THEIR MONTHLY RENT

Homeownership Assistance

Due to the over saturated single-family housing market in Arizona; the agency utilized its resources toward alternative homeownership programs to better address the current housing crisis. In FY2011, the agency was able to assist nearly 600 individuals in the purchase of foreclosed homes, assist first time homebuyers with down payment assistance, and aid individuals in avoiding foreclosure.

- 310 individuals were assisted with home purchase assistance through the agency's Your Way Home AZ program which was made available through the \$7.8 million provided under the federal stimulus program, Neighborhood Stabilization Program. The program aimed to revitalize and stabilize neighborhoods by providing assistance to individuals purchasing foreclosure properties.
- 195 households were assisted through the homeownership assistance programs of the Arizona Housing Finance Authority, including the low-interest mortgages available through the Mortgage Revenue Bond Program, federal tax credits through the Mortgage Credit Certificate Program, or down payment and closing cost assistance available through the Authority.
- 80 individuals were assisted through the Save Our Home AZ program, funded by the United States Department of Treasury. In addition to mortgage principal reduction, the program also offers unemployed and underemployed Arizona homeowners with mortgage payment assistance to avoid foreclosure.

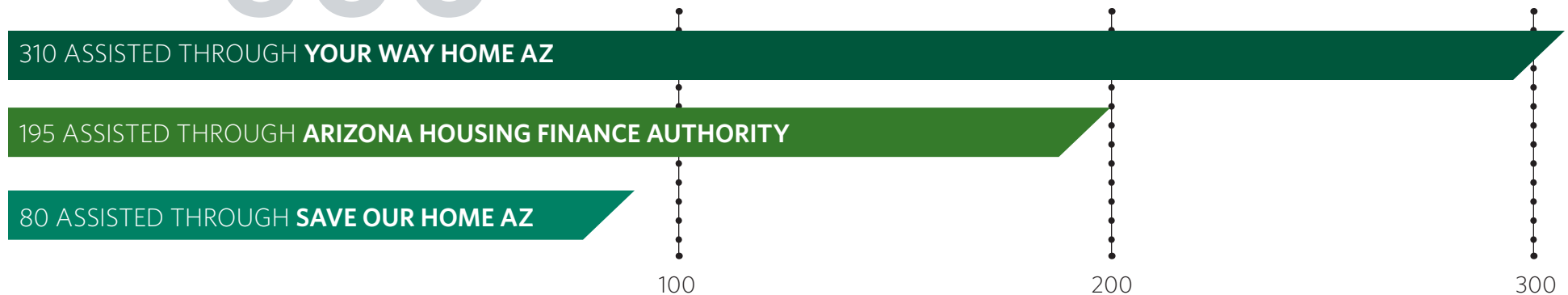
HOMEOWNERSHIP PROGRAMS

Your Way Home AZ

AzHFA

Save Our Home AZ

NEARLY 600 HOUSEHOLDS WERE ASSISTED WITH PURCHASING OR RETAINING A HOME



Foreclosure Counseling

As Arizona consistently ranked in the top of those states hardest hit by the foreclosure crisis, more individuals continued to receive assistance through the Arizona Department of Housing's foreclosure counseling agencies. These agencies have received funding since FY2008 and provide foreclosure counseling and prevention information to Arizona homeowners.

*“In FY2011 our
foreclosure hotline
assisted over 12,000
households,”*

In FY2011 our foreclosure hotline assisted over 12,000 households with over 7,000 of those callers receiving extensive counseling services. Many callers are assessed over the phone and directed to pursue assistance through the agency's foreclosure prevention program, Save Our Home AZ.

Housing Rehabilitation and Repair Programs

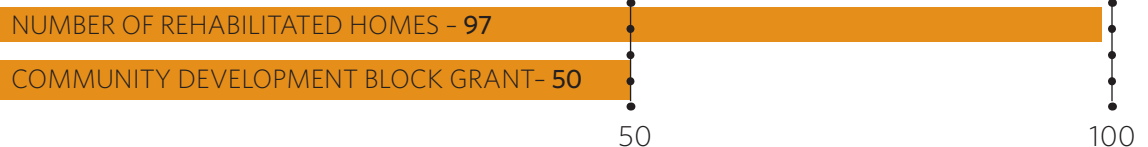
Over \$5.3 million in federal funding was spent on housing rehabilitation programs this year. With the current state of the housing market, these limited funds were critical in providing assistance and to help extend the life of affordable homes as well as ensure safe, decent living environments for some of Arizona's poorest homeowners. Most assisted homeowners are very low income, elderly, and living on fixed incomes which make this funding for basic repairs essential. Even with a large decrease in resources, the agency was able to provide assistance to nearly 150 homes, providing valuable resources for individuals needing repairs to their properties. Community Development Block Grant funds may be utilized to complete major repairs or simply to address emergency situations; HOME funds require major rehabilitation of each home touched.

\$5.3 million in federal funding

ENSURED SAFE, DECENT LIVING ENVIRONMENTS FOR NEARLY 150 HOUSEHOLDS



NUMBER OF REHABILITATED HOMES



Homeless Prevention Program

As budget restraints continued to limit funding available for critical programs, homeless prevention efforts saw an increase in monies available in order to address the troubling economic times and the uncertainty facing many families struggling to remain in their homes. During a time when many Arizonans faced unemployment and the fear of losing their homes, the agency was able to enhance its Homeless Prevention Programs and in FY2011 programs received over \$1.5 million from the Housing Trust Fund, and federal stimulus dollars under the Homeless Prevention and Rapid Re-Housing Program (HPRP) that went to assisting over 1,750 households. These programs played an essential role in addressing the economic woes experienced by many low-income families in Arizona as well as those experiencing temporary setbacks with unemployment/underemployment.

Development of transitional housing units and shelters

The agency was able to assist over 30,600 households through federal HOME funds and Housing Trust Fund dollars that were invested in shelters and transitional housing. Over \$1.2 million was allocated to provide transitional units and shelters for those most vulnerable populations in Arizona.

Emergency operating funds for shelters and service dollars for supportive housing programs

The agency continues to field numerous requests for emergency operating funds in order for homeless shelters to keep their doors open due to budget shortfalls. This includes assisting shelters during the frigid winter months in Flagstaff or keeping the men's overflow shelter open in Phoenix during the blistering Arizona summers. The agency remains committed to providing assistance to these essential programs and in FY2011 was able to commit over \$1.5 million in resources through state and federal funding.



Other Housing Activities



Every year the agency funds a number of housing-related activities that do not directly fall into any of the categories already mentioned in this annual report. In FY2011, the agency provided nearly \$1 million for such activities, including:

- Technical assistance and planning grants to assist communities throughout Arizona with determining appropriate housing projects and ways to address local housing needs. The agency was proud to partner with the University of Arizona’s Drachman Institute for a large part of these activities.
- The agency supported a number of housing-related conferences from the University of Arizona’s Construction in Indian Country to a number of local homeless conferences. In addition, in September 2010 the agency sponsored its annual Housing Forum held in Tucson where over 300 housing advocates attended a myriad of sessions on housing-related issues.
- Funding was utilized to provide required federal match and support for the federally mandated Homeless Management Information System (HMIS), a database that tracks and reports on homeless assistance throughout the state.
- Administrative funding for local governments and nonprofits operating housing programs through subcontract with the agency were provided. This assistance supported numerous local housing positions around the state, administering day-to-day activities related to, housing rehabilitation programs, homeless prevention programs, rental assistance programs, and more.
- The agency continued to support a free on-line web-based search engine, where low-income households looking for available, affordable rental units would be able to find vacant, immediately available units statewide. This service provides a way for the public to search for affordable units by location, size, rent amount, and amenities.

Community Development Activities

Through creative strategies and innovative infrastructure plans, the agency was able to increase the number of individuals assisted through Federal Community Development Block Grant (CDBG) projects around rural Arizona. The agency administered nearly \$10 million that provided infrastructure development, public works projects, emergency equipment needs, social service funding, and a number of other community development related activities to over 200,000 individuals.







Through creative strategies and innovative infrastructure plans the agency was able to assist over 200,000 individuals.



ARIZONA DEPARTMENT OF HOUSING



	CDBG	HOME	HTF	LIHTC	Section 8 Housing Choice Vouchers	Project-Based Section 8	HOPWA	SHP	Shelter Plus Care	Neighborhood Stabilization Program (NSP)	Homeless Prevention and Rapid Re-Housing Program (HPRP)	Tax Credit Assistance Program (TCAP)	National Mortgage Foreclosure Counseling Program	Total ADOH
				9%										
Multi Family Sub Total	158,000	2,452,510	2,744,076	102,644,572	1,014,258	46,908,698	117,428	1,590,732	8,252,880	7,620,041	562,094	800,000	0	\$174,865,289
New Construction	0	2,040,510	500,000	93,371,349	0	0	0	0	0	0	0	800,000	0	\$96,711,859
Acquisition-Rehab	158,000	412,000	0	9,273,223	0	0	0	0	0	7,620,041	0	0	0	\$17,463,264
Rental Assistance	0	0	2,244,076	0	1,014,258	46,908,698	117,428	1,590,732	8,252,880	0	562,094	0	0	\$60,690,166
Single Family Sub total	1,368,297	4,000,000	0	0	0	0	0	0	0	7,865,793	0	0	1,448,400	\$14,682,490
New Development	0	0	0	0	0	0	0	0	0	0	0	0	0	\$0
Homeowner Rehab	1,368,297	4,000,000	0	0	0	0	0	0	0	0	0	0	0	\$5,368,297
Homeownership Assistance	0	0	0	0	0	0	0	0	0	7,865,793	0	0	0	\$7,865,793
Foreclosure Prevention	0	0	0	0	0	0	0	0	0	0	0	0	0	\$0
Foreclosure Counseling	0	0	0	0	0	0	0	0	0	0	0	0	1,448,400	\$1,448,400
Emergency and Transitional	0	1,142,218	164,571	0	0	0	94,507	844,947	0	0	2,064,069	0	0	\$4,310,312
Eviction Prevention	0	0	42,071	0	0	0	41,943	0	0	0	1,506,272	0	0	\$1,590,286
Development of Transitional	0	1,142,218	0	0	0	0	0	0	0	0	0	0	0	\$1,142,218
Dev/Rehab of Shelters	0	0	60,000	0	0	0	0	0	0	0	0	0	0	\$60,000
Operating and Services	0	0	62,500	0	0	0	52,564	844,947	0	0	557,797	0	0	\$1,517,808
Other	8,128,069	0	992,233	0	0	0	0	0	0	0	53,174	0	0	\$9,173,476
Miscellaneous activities	0	0	992,233	0	0	0	0	0	0	0	53,174	0	0	\$1,045,407
Other Eligible Non Housing CDBG Project	8,128,069	0	0	0	0	0	0	0	0	0	0	0	0	\$8,128,069
Total	\$9,654,366	\$7,594,728	\$3,900,880	\$102,644,572	\$1,014,258	\$46,908,698	\$211,935	\$2,435,679	\$8,252,880	\$15,485,834	\$2,679,337	\$800,000	\$1,448,400	\$203,031,567

STATE  STATE FEDERAL 	AZHFA				AHFPHC		Total of ADOH/ AzHFA/ CORP
	 MRB	 MCC	 Homes for Arizonans (AzHFA)	Total AzHFA	 SOHAZ	Total Corp	
	Multi Family Sub Total	0	0	0	\$0	0	
New Construction	0	0	0	\$0	0	\$0	\$96,711,859
Acquisition-Rehab	0	0	0	\$0	0	\$0	\$17,463,264
Rental Assistance	0	0	0	\$0	0	\$0	\$60,690,166
Single Family Sub total	16,912,725	782,709	1,044,930	\$18,740,364	1,761,044	\$1,761,044	\$35,183,898
New Development	0	0	0	\$0	0	\$0	0
Homeowner Rehab	0	0	0	\$0	0	\$0	\$5,368,297
Homeownership Assistance	16,912,725	782,709	1,044,930	\$18,740,364	0	\$0	\$26,606,157
Foreclosure Prevention	0	0	0	\$0	1,761,044	\$1,761,044	\$1,761,044
Foreclosure Counseling	0	0	0	\$0	0	\$0	\$1,448,400
Emergency and Transitional	0	0	0	\$0	0	\$0	\$4,310,312
Eviction Prevention	0	0	0	\$0	0	\$0	\$1,590,286
Development of Transitional	0	0	0	\$0	0	\$0	\$1,142,218
Dev/Rehab of Shelters	0	0	0	\$0	0	\$0	\$60,000
Operating and Services	0	0	0	\$0	0	\$0	\$1,517,808
Other	0	0	0	\$0	0	\$0	\$9,173,476
Miscellaneous activities	0	0	0	\$0	0	\$0	\$1,045,407
Other Eligible Non Housing CDBG Project	0	0	0	\$0	0	\$0	\$8,128,069
Total	\$16,912,725	\$782,709	\$1,044,930	\$18,740,364	\$1,761,044	\$1,761,044	\$223,532,975

ARIZONA DEPARTMENT OF HOUSING



	CDBG	HOME	HTF	LIHTC 9%	Section 8 Housing Choice Vouchers	Project- Based Section 8	HOPWA	SHP	Shelter Plus Care	Neighborhood Stabilization Program (NSP)	Homeless Prevention and Rapid Re-Housing Program (HPRP)	Tax Credit Assistance Program (TCAP)	National Mortgage Foreclosure Counseling Program	Total ADOH
Multi Family Sub Total	33	32	479	836	176	8,083	15	237	832	369	1,150	75	0	12,317
New Construction	0	22	*	760	0	0	0	0	0	0	0	75	0	857
Acquisition-Rehab	33	10	0	76	0	0	0	0	0	369	0	0	0	488
Rental Assistance	0	0	479	0	176	8,083	15	237	832	0	1,150	0	0	10,972
Single Family Sub total	50	97	0	0	0	0	0	0	0	310	0	0	7,013	7,470
New Development	0	0	0	0	0	0	0	0	0	0	0	0	0	0
Homeowner Rehab	50	97	0	0	0	0	0	0	0	0	0	0	0	147
Homeownership Assistance	0	0	0	0	0	0	0	0	0	310	0	0	0	310
Foreclosure Prevention	0	0	0	0	0	0	0	0	0	0	0	0	0	0
Foreclosure Counseling	0	0	0	0	0	0	0	0	0	0	0	0	7,013	7,013
Emergency and Transitional	0	14	36,060	0	0	0	34	32	0	0	1,724	0	0	37,864
Eviction Prevention	0	0	0	0	0	0	34	0	0	0	1,724	0	0	1,758
Development of Transitional	0	14	0	0	0	0	0	0	0	0	0	0	0	14
Dev/Rehab of Shelters	0	0	30,660	0	0	0	0	0	0	0	0	0	0	30,660
Operating and Services	0	0	5,400	0	0	0	0	32	0	0	0	0	0	5,432
Other	200,263	0	11	0	0	0	0	0	0	0	0	0	0	200,274
Miscellaneous activities	0	0	11	0	0	0	0	0	0	0	0	0	0	11
Other Eligible Non Housing CDBG Project	200,263	0	0	0	0	0	0	0	0	0	0	0	0	200,274
Total	200,346	143	36,550	836	176	8,083	49	269	832	679	2,874	75	7,013	257,925
















*TO AVOID DOUBLE COUNTING HTF HOUSEHOLDS ARE REPORTED IN THE HOME COLUMN, DUE TO JOINT PROJECT FUNDING.

STATE FEDERAL	AZHFA				AHFPHC		Total of ADH/ AzHFA/ CORP
	F	F	S		F		
	MRB	MCC	Homes for Arizonans (AzHFA)	Total AzHFA	SOHAZ	Total Corp	
Multi Family Sub Total	0	0	0	0	0	0	12,317
New Construction	0	0	0	0	0	0	857
Acquisition-Rehab	0	0	0	0	0	0	488
Rental Assistance	0	0	0	0	0	0	10,972
Single Family Sub total	158	37	*	195	80	80	7,745
New Development	0	0	0	0	0	0	0
Homeowner Rehab	0	0	0	0	0	0	147
Homeownership Assistance	158	37	*	195		0	505
Foreclosure Prevention	0	0	0	0	80	80	80
Foreclosure Counseling	0	0	0	0	0		7,013
Emergency and Transitional	0	0	0	0	0	0	37,864
Eviction Prevention	0	0	0	0	0	0	1,758
Development of Transitional	0	0	0	0	0	0	14
Dev/Rehab of Shelters	0	0	0	0	0	0	30,660
Operating and Services	0	0	0	0	0	0	5,432
Other	0	0	0	0	0	0	200,274
Miscellaneous activities	0	0	0	0	0	0	11
Other Eligible Non Housing CDBG Project	0	0	0	0	0	0	200,274
Total	158	37	0	195	80	80	258,200

*TO AVOID DOUBLE COUNTING HOUSEHOLDS RECIEVING HOMES FOR ARIZONANS ASSISTANCE WERE NOT COUNTED; ALL HOUSEHOLDS ASSISTED ARE REPORTED WITHIN MRB OR MCC.

COMMITMENTS BY COUNTY

ARIZONA DEPARTMENT OF HOUSING

	 STATE  FEDERAL													Total ADOH
	 CDBG	 HOME	 HTF	 LIHTC	 Section 8 Housing Choice Vouchers	 Project Based Section 8	 HOPWA	 SHP	 Shelter Plus Care	 Neighborhood Stabilization Program (NSP)	 Homeless Prevention and Rapid ReHousing Program (HPRP)	 Tax Credit Assistance Program (TCAP)	 National Mortgage Foreclosure Counseling Program	
				9%										
Apache	230,544	0	11,503	0	0	0	169,871	0	1,290	221,454	0	0	\$634,662	
Cochise	1,309,584	300,000	38,048	0	0	0	298,179	168,612	116,274	98,709	0	0	\$2,329,406	
Coconino	339,415	300,000	114,289	7,876,515	0	0	41,943	603,422	104,600	338,199	0	0	\$9,718,383	
Gila	698,175	900,000	180,375	5,097,603	0	0	0	0	0	80,941	0	0	\$6,957,094	
Graham	393,536	0	15,000	0	0	0	0	41,505	2,925	86,222	0	0	\$539,188	
Greenlee	100,000	0	0	0	0	0	0	0	0	0	0	0	\$100,000	
La Paz	243,558	300,000	30,000	0	0	0	0	142,134	0	0	0	0	\$715,692	
Maricopa	0	900,000	440,076	49,949,298	0	0	0	6,623,004	12,365,074	9,150	800,000	0	\$71,086,602	
Mohave	1,467,114	600,000	66,137	0	0	117,428	262,613	0	26,991	361,228	0	0	\$2,901,511	
Navajo	520,798	0	2,314	0	0	0	99,805	0	9,806	185,600	0	0	\$818,323	
Pima	0	2,244,728	351,000	28,373,994	0	0	0	913,068	2,118,555	0	0	0	\$34,001,345	
Pinal	1,535,861	300,000	36,075	0	0	0	243,235	0	192,025	392,904	0	0	\$2,700,100	
Santa Cruz	489,911	0	0	0	0	0	40,330	49,287	421,575	123,944	0	0	\$1,125,047	
Yavapai	1,114,418	1,150,000	144,540	11,347,162	1,014,258	0	52,564	522,281	0	377,785	0	0	\$15,723,008	
Yuma	1,132,752	600,000	64,549	0	0	0	195,943	315,270	126,719	348,386	0	0	\$2,783,619	
Statewide (no breakdown)	0	0	2,336,974	0	0	46,908,698	0	0	0	54,815	0	1,448,400	\$50,748,887	
Rural (no breakdown)	78,700	0	70,000	0	0	0	0	0	0	0	0	0	\$148,700	
Grand Total	\$9,654,366	\$7,594,728	\$3,900,880	\$102,644,572	\$1,014,258	\$46,908,698	\$211,935	\$2,435,679	\$8,252,880	\$15,485,834	\$2,679,337	\$800,000	\$1,448,400	\$203,031,567
Statewide	0	0	2,336,974	0	0	46,908,698	0	0	0	0	0	0	1,448,400	\$50,694,072
Rural	9,654,366	4,450,000	791,076	24,321,280	1,014,258	0	211,935	2,435,679	716,808	1,002,205	2,670,187	0	0	\$47,267,794
Urban	0	3,144,728	772,830	78,323,292	0	0	0	7,536,072	14,483,629	9,150	800,000	0	\$105,069,701	

*TO AVOID DOUBLE COUNTING HTF HOUSEHOLDS ARE REPORTED IN THE HOME COLUMN, DUE TO JOINT PROJECT FUNDING.

COMMITMENTS BY COUNTY

STATE FEDERAL	AZHFA				AHFPHC		TOTAL
	MRB	MCC	Homes for Arizonans (AzHFA)	AzHFA Total	SOHAZ	Corp Total	
				9%			
Apache	92,257	15,787	8,613	\$116,657	0	\$0	\$751,319
Cochise	1,537,537	124,912	112,418	\$1,774,867	17,562	\$17,562	\$4,121,835
Coconino	2,471,675	0	123,584	\$2,595,259	28,755	\$28,755	\$12,342,397
Gila	0	0	0	\$0	0	\$0	\$6,957,094
Graham	0	30,120	5,592	\$35,712	0	\$0	\$574,900
Greenlee	0	0	0	\$0	0	\$0	\$100,000
La Paz	0	0	0	\$0	0	\$0	\$715,692
Maricopa	0	0	0	\$0	977,187	\$977,187	\$72,063,789
Mohave	72,124	136,850	38,806	\$247,780	36,747	\$36,747	\$3,186,038
Navajo	466,333	42,542	34,167	\$543,042	0	\$0	\$1,361,365
Pima	0	0	0	\$0	335,503	\$335,503	\$34,336,848
Pinal	606,434	16,606	34,529	\$657,569	218,381	\$218,381	\$3,576,050
Santa Cruz	0	20,496	5,275	\$25,771	31,339	\$31,339	\$1,182,157
Yavapai	2,173,984	31,409	116,449	\$2,321,842	91,039	\$91,039	\$18,135,889
Yuma	9,492,381	363,987	565,497	\$10,421,865	24,531	\$24,531	\$13,230,015
Statewide (no breakdown)	0	0	0	\$0	0	\$0	\$50,748,887
Rural (no breakdown)	0	0	0	\$0	0	\$0	\$148,700
Grand Total	\$16,912,725	\$ 782,709	\$1,044,930	\$18,740,364	\$1,761,044	\$1,761,044	\$223,532,975
Statewide	0	0	0	\$0	0	\$0	\$50,694,072
Rural	16,912,725	782,709	1,044,930	\$18,740,364	448,354	\$448,354	\$66,456,512
Urban	0	0	0	\$0	1,312,690	\$1,312,690	\$106,382,391

ARIZONA DEPARTMENT OF HOUSING



	CDBG	HOME	HTF	LIHTC 9%	Section 8 Housing Choice Vouchers	Project- OBased Section 8	HOPWA	SHP	Shelter Plus Care	Neighborhood Stabilization Program (NSP)	Homeless Prevention and Rapid ReOHous- ing Program (HPRP)	Tax Credit Assistance Program (TCAP)	National Mortgage Foreclosure Counseling Program	Total ADOH
Apache	65	0	0	0	0	0	0	16	0	0	174	0	0	255
Cochise	8,765	6	0	0	0	0	0	39	24	5	61	0	0	8,900
Coconino	241	8	5,411	60	0	0	3	54	0	3	163	0	0	5,943
Gila	3,814	18	0	49	0	0	0	0	0	0	179	0	0	4,060
Graham	6,301	0	0	0	0	0	0	0	6	0	59	0	0	6,366
Greenlee	452	0	0	0	0	0	0	0	0	0	0	0	0	452
La Paz	3,397	6	0	0	0	0	0	0	16	0	0	0	0	3,419
Maricopa	0	18	31,040	406	0	0	0	0	633	538	461	75	0	33,171
Mohave	7,108	17	0	0	0	0	15	28	0	3	241	0	0	7,412
Navajo	4,123	0	0	0	0	0	0	14	0	1	158	0	0	4,296
Pima	0	27	0	235	0	0	0	0	112	86	0	0	0	460
Pinal	65,604	4	0	0	0	0	0	14	0	9	812	0	0	66,443
Santa Cruz	12,062	0	0	0	0	0	0	8	7	25	85	0	0	12,187
Yavapai	1,742	24	0	86	176	0	31	71	0	1	281	0	0	2,412
Yuma	86,672	15	0	0	0	0	0	25	34	8	200	0	0	86,954
Statewide	0	0	99	0	0	8,083	0	0	0	0	0	0	7,013	15,195
Grand Total	200,346	143	36,550	836	176	8,083	49	269	832	679	2,874	75	7,013	257,925
Statewide	0	0	99	0	0	8,083	0	0	0	0	0	0	7,013	15,195
Rural	200,346	98	5,411	195	176	0	49	0	87	55	2,413	0	0	208,830
Urban	0	45	31,040	641	0	0	0	269	745	624	461	75	0	33,900

STATE FEDERAL	AZHFA			AHFPHC			TOTAL
	F	F	S	F	F	F	
	MRB	MCC	Homes for Arizonans (AzHFA)	AzHFA Total 9%	SOHAZ	Corp Total	
Apache	1	1	0	2	0	0	257
Cochise	12	6	0	18	1	1	8,919
Coconino	16	0	0	16	1	1	5,960
Gila	0	0	0	0	0	0	4,060
Graham	0	1	0	1	0	0	6,367
Greenlee	0	0	0	0	0	0	452
La Paz	0	0	0	0	0	0	3,419
Maricopa	0	0	0	0	44	44	33,215
Mohave	1	6	0	7	2	2	7,421
Navajo	6	3	0	9	0	0	4,305
Pima	0	0	0	0	16	16	476
Pinal	6	1	0	7	10	10	66,460
Santa Cruz	0	1	0	1	1	1	12,189
Yavapai	23	2	0	25	4	4	2,441
Yuma	93	16	0	109	1	1	87,064
Statewide (no breakdown)	0	0	0	0	0	0	15,195
Grand Total	158	37	0	195	80	80	258,200
Statewide	0	0	0	0	80	80	15,275
Rural	158	37	0	195	0	0	209,025
Urban	0	0	0	0	0	0	33,900

*TO AVOID DOUBLE COUNTING HOUSEHOLDS RECIEVING HOMES FOR ARIZONANS ASSISTANCE WERE NOT COUNTED; ALL HOUSEHOLDS ASSISTED ARE REPORTED WITHIN MRB OR MCC.

ARIZONA DEPARTMENT OF HOUSING

Michael Traylor

Director

1110 W. Washington, Suite 310 Phoenix, Arizona 85007

Main 602-771-1000

TTY 602-771-1001

FAX 602-771-1002

www.azhousing.gov

Title II of the Americans with Disabilities Act prohibits discrimination on the basis of disability in the programs of a public agency. Individuals with disabilities who need the information contained in this publication in an alternate format may contact the Arizona Department of Housing at (602) 771-1000 or our TTY number (602) 771-1001 to make their needs known. Requests should be made as soon as possible to allow sufficient time to arrange for the accommodation.

ARIZONA HOUSING FINANCE AUTHORITY

The Arizona Housing Finance Authority (AzHFA) was created in 2002 to provide the state of Arizona with a housing bonding authority dedicated to serving the 13 rural counties of the state

CHAIRPERSON	Carol Parry	Corporate Social Responsibility Associates
VICE CHAIRPERSON	Richard Houseworth	Capitol Bancorp, Ltd.
SECRETARY	Manuel T. Gonzalez	Pinal County
TREASURER	Robert J. Gardiner	Northern Trust NA
	Paul C. DeSanctis	Arizona Lending Specialists, LLC
	Randall Pullen	Oasis Partners, LLC

ARIZONA HOUSING COMMISSION

The Arizona Housing Commission was created to serve as an advisory body to the Governor and to the Arizona Department of Housing. The Commission is comprised of 24 key decision-makers from private industry, community-based nonprofit housing organizations, and state, local and tribal governments.

DAVID ADAME

Chicanos Por La Causa, Inc.

KENNETH F ANDERSON

Arizona Housing Association

TED BEDNAR

SARAH DARR

City of Flagstaff

ALBERT ELIAS

City of Tucson

DEB DRYSDALE ELIAS

George Washington Carver Elementary School

PETER DAVID HERDER

Herder Companies

DAVID LEMBKE

Coldwell Banker Narico

COURTNEY LEVINUS

Capitol Consulting

ROBERT MICHAEL MCQUAID

JM Management Company

KATHY PECHMAN

National Bank of Arizona

ROBERTO RUIZ

Ruiz Engineering

STEVEN TOFEL

Tofel Construction

BETTY VILLEGAS

Pima County

TED WILLIAMS

Arizona Behavioral Health

DAVE WOLF

Mohave County Community Services Department

NEAL YOUNG

City of Phoenix

SEN. RUSSELL PEARCE

President, Arizona Senate

REP. ANDREW TOBIN

Speaker, Arizona House of Representatives